




SBES College of Arts and Commerce Aurangabad

Feedback Analysis Reports (2020-21)

Internal Quality Assurance Cell




I/C Principal
SBES College of Arts & Commerce
Aurangabad.

Contents

	Page No
1. Introduction	1
2. Curriculum Feedback by Students	2
3. Curriculum Feedback by Teachers, Parents, Alumni, Employer	17
4. Teacher's Feedback by Students	21
5. Feedback on Activity, Program, Project	32
6. Student's Feedback of Institutional Performance	33



INTRODUCTION


SBES College of Arts & Commerce is situated in Aurangabad. It is affiliated with Dr. Babasaheb Ambedkar Marathwada University, Aurangabad, Maharashtra. The college offers various courses like B.Com. BA, BCA and BBA at Under Graduation level and MComat Post-Graduation level. Presently, over 3000 students are studying in college. The Internal Quality Assurance Cell (IQAC) of the College has continuously been working on quality improvement and the betterment of student learning experiences. In order to analyze the lag areas of the college and scope for further improvement, feedback from various stakeholders have been received. This report focuses on the feedback of students on Syllabus and Teachers.

DATA COLLECTION AND ANALYSIS

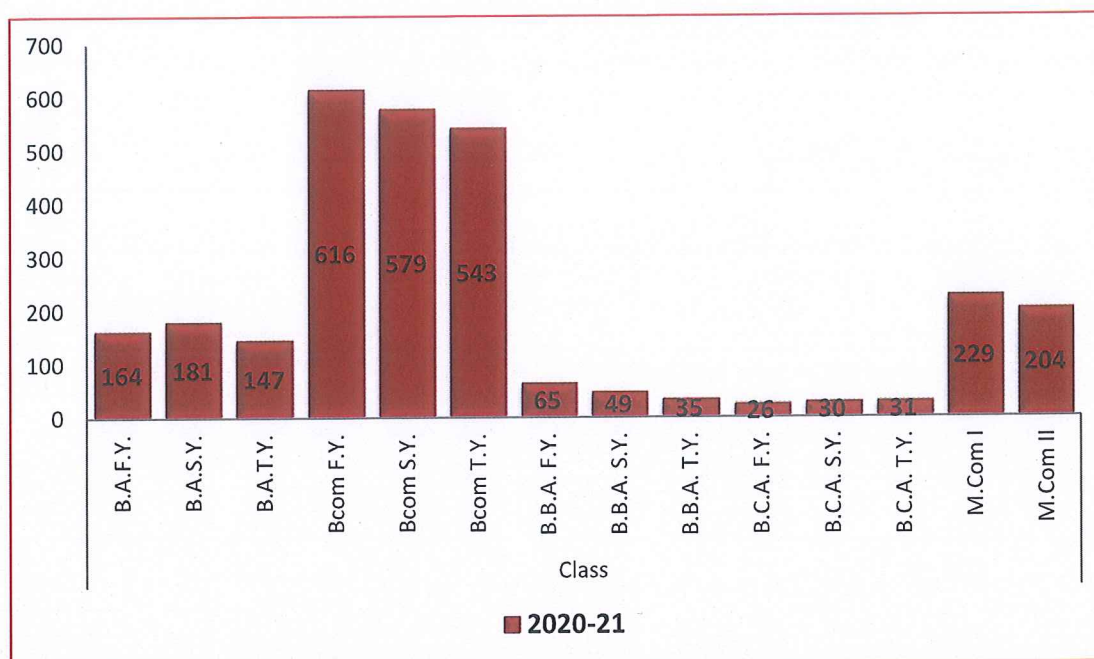
An effort was made to receive feedback from all students of the college. For this purpose, a Google form was created and sent to students. As many as 1902 responses have been received on overall feedback and total 1044 responses have been received on Teachers from the students. In order to arrive to comprehensive results, useful statistical tools like percentage, etc. have been used. For the effective presentation of the data, various types of graphs have been used.

CLASS WISE STUDENTS STRENGTH 2020-2021

Year	Class	Student Strength
2020-21	BAFY	164
	BASY	181
	BATY	147
	BCom FY	616
	BCom SY	579
	BCom TY	543
	BBA FY	65
	BBA SY	49
	BBA TY	35
	BCA FY	26
	BCA SY	30
	BCA TY	31
	MCom FY	229
	MCom SY	204



FEEDBACK BY STUDENTS (CLASS-WISE)



FEEDBACK BY STUDENTS (CLASS-WISE)

In order to analyze the lag areas of the college and scope for further improvement, feedback from various stakeholders have been collected. These feedbacks were on the Syllabus and Teachers, Activity/Programs/Projects & Institutional Performance.

1. Curriculum Feedback by Students
2. Curriculum Feedback by Teachers, Parents, Alumni, Employer
3. Teacher's Feedback by Students
4. Feedback on Activity, Program, Project
5. Student's Feedback of Institutional Performance

The college is affiliated with Dr. Babasaheb Ambedkar Marathwada University, Aurangabad. It follows the syllabus prescribed by the university. Curriculum feedback by students was collected class- wise to know student's satisfaction towards the curriculum and learning. The feedback will be used for syllabus revision, restructuring of curriculum and quality improvement of the program. Following questionnaire is used to know the perception of students. In order to analyze the student responses on syllabus various questions were asked and 795 responses were collected from the students.

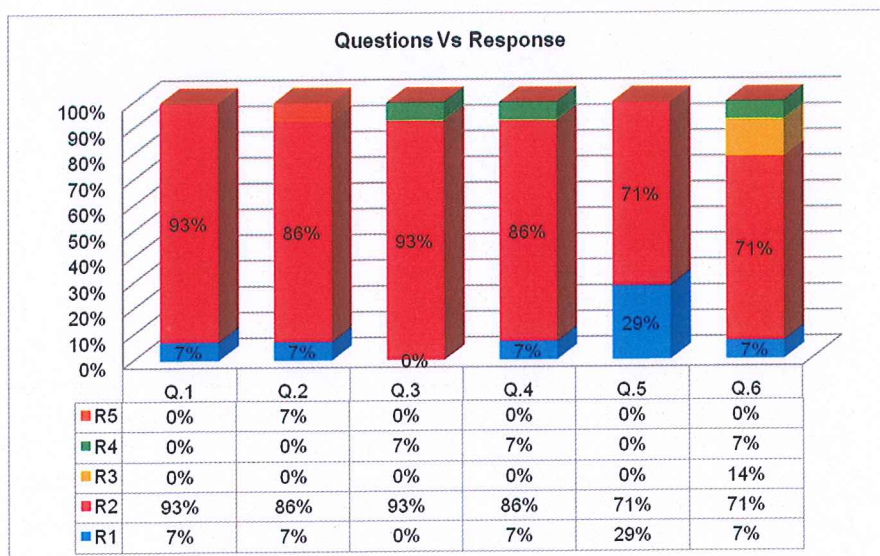
- **Questionnaire**

1. The Syllabus is suitable to the Course.
2. The Syllabus is need based.
3. Aims and Objectives of the Syllabi are well defined and clear to the teachers & students.
- 4 The Course/Syllabus have good balance between theory and application.
5. The Course/Syllabus has made me interested in the subject area.
6. The Course/Program of studies carries sufficient number of optional papers.

Courses	Division	Student Count
B.A I Year	A, B, C, D	14

- **Response Table:**

[R1-Strongly Agree, R2-Agree, R3-Neutral, R4-Disagree, R5-Strongly Disagree]



Analysis:

The BAFY students' response on curriculum was collected and analyzed .100% students are agreed to statement that syllabus is suitable to the course & balance between theory and application. But few students unable to decide about the statement that the Course/Syllabus has made me interested in the subject area.



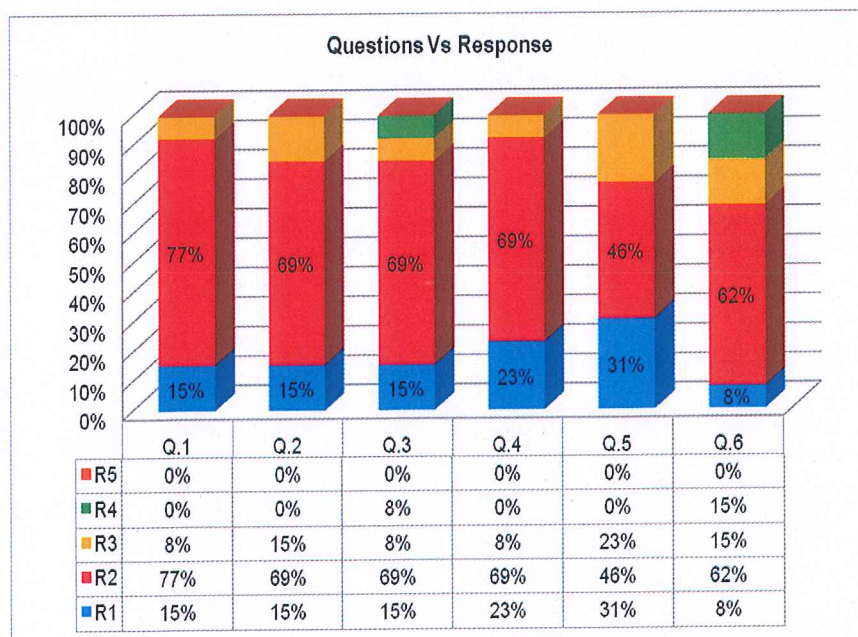
- **Questionnaire**

1. The Syllabus is suitable to the Course.
2. The Syllabus is need based.
3. Aims and Objectives of the Syllabi are well defined and clear to the teachers & students.
- 4 The Course/Syllabus have good balance between theory and application.
5. The Course/Syllabus has made me interested in the subject area.
6. The Course/Program of studies carries sufficient number of optional papers.

Courses	Division	Student Count
B.A II Year	A, B, C	13

- **Response Table:**

[R1-Strongly Agree, R2-Agree, R3-Neutral, R4-Disagree, R5-Strongly Disagree]



Analysis: The BASY students' response on curriculum was collected and analyzed. More than 90% of students are agreed to the all statement which are positively framed except statements that the Course/Syllabus has made me interested in the subject area& the Course/Program of studies carries sufficient number of optional papers statements.



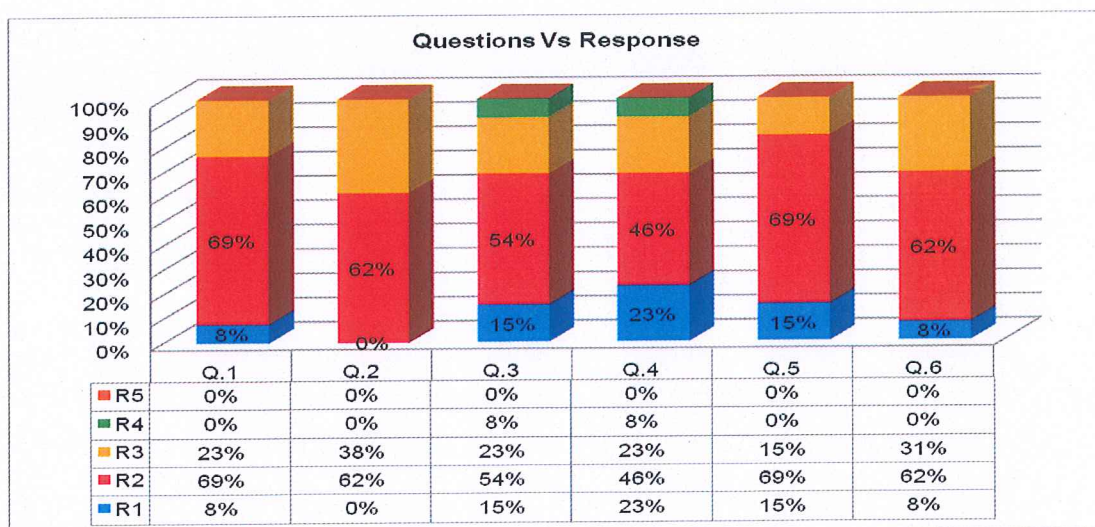
- **Questionnaire**

1. The Syllabus is suitable to the Course.
2. The Syllabus is need based.
3. Aims and Objectives of the Syllabi are well defined and clear to the teachers & students.
- 4 The Course/Syllabus have good balance between theory and application.
5. The Course/Syllabus has made me interested in the subject area.
6. The Course/Program of studies carries sufficient number of optional papers.

Courses	Division	Student Count
B.A III Year	A, B	13

- **Response Table:**

[R1-Strongly Agree, R2-Agree, R3-Neutral, R4-Disagree, R5-Strongly Disagree]



Analysis: The BATY students' response on curriculum was collected and analyzed. More than 75% of students are agreed to the all statement which are positively framed but number of optional papers was the dissatisfying factor.

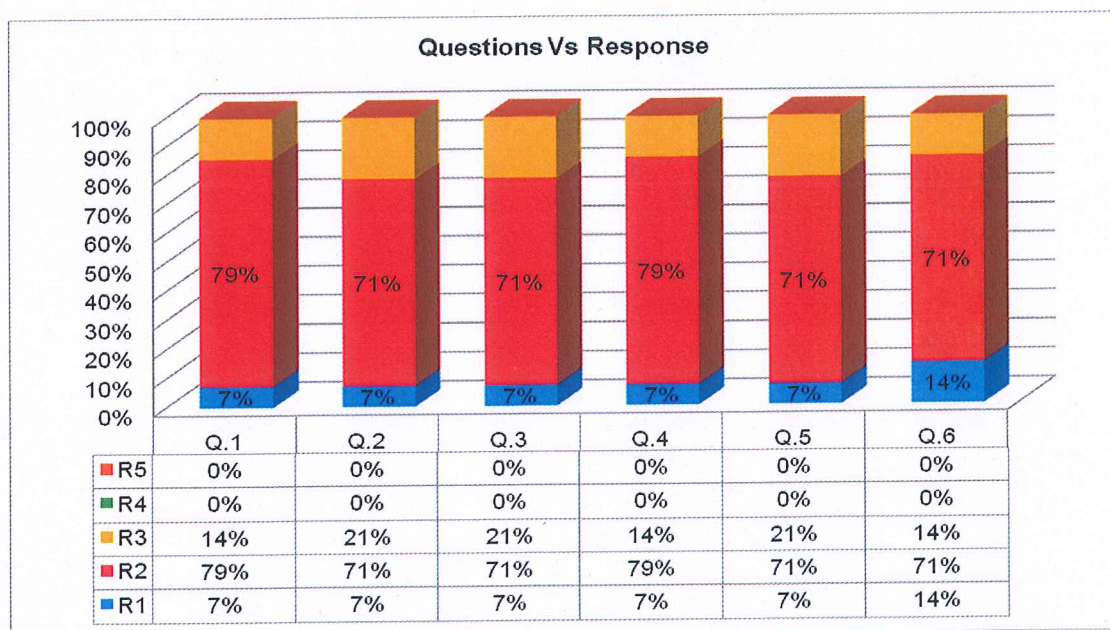
- **Questionnaire**

1. The Syllabus is suitable to the Course.
2. The Syllabus is need based.
3. Aims and Objectives of the Syllabi are well defined and clear to the teachers & students.
- 4 The Course/Syllabus have good balance between theory and application.
5. The Course/Syllabus has made me interested in the subject area.
6. The Course/Program of studies carries sufficient number of optional papers.

Courses	Division	Student Count
B.B.A I Year	A	14

- **Response Table:**

[R1-Strongly Agree, R2-Agree, R3-Neutral, R4-Disagree, R5-Strongly Disagree]



Analysis:

The BBAFY students' response on curriculum was collected and analyzed .More than 75% of students are agreed to the all statement which are positively framed but they were unable to decide on the statement, on balance on theory and practical, interesting subject area and sufficient no. optional paper.



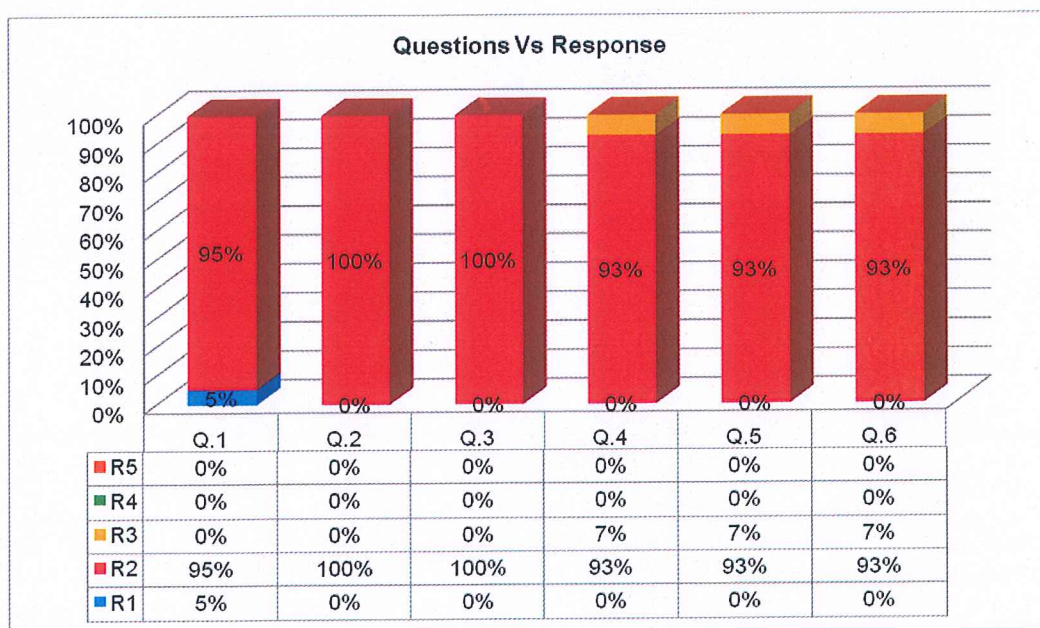
- **Questionnaire**

1. The Syllabus is suitable to the Course.
2. The Syllabus is need based.
3. Aims and Objectives of the Syllabi are well defined and clear to the teachers & students.
- 4 The Course/Syllabus have good balance between theory and application.
5. The Course/Syllabus has made me interested in the subject area.
6. The Course/Program of studies carries sufficient number of optional papers.

Courses	Division	Student Count
B.B.A II Year	A	19

- **Response Table:**

[R1-Strongly Agree, R2-Agree, R3-Neutral, R4-Disagree, R5-Strongly Disagree]



Analysis:

The BBASY students' response on curriculum was collected and analyzed. All the students are satisfied about suitability and need based syllabus. More than 93% of the students are satisfied about the balance between theory and application, interest area as well as no. of optional papers.



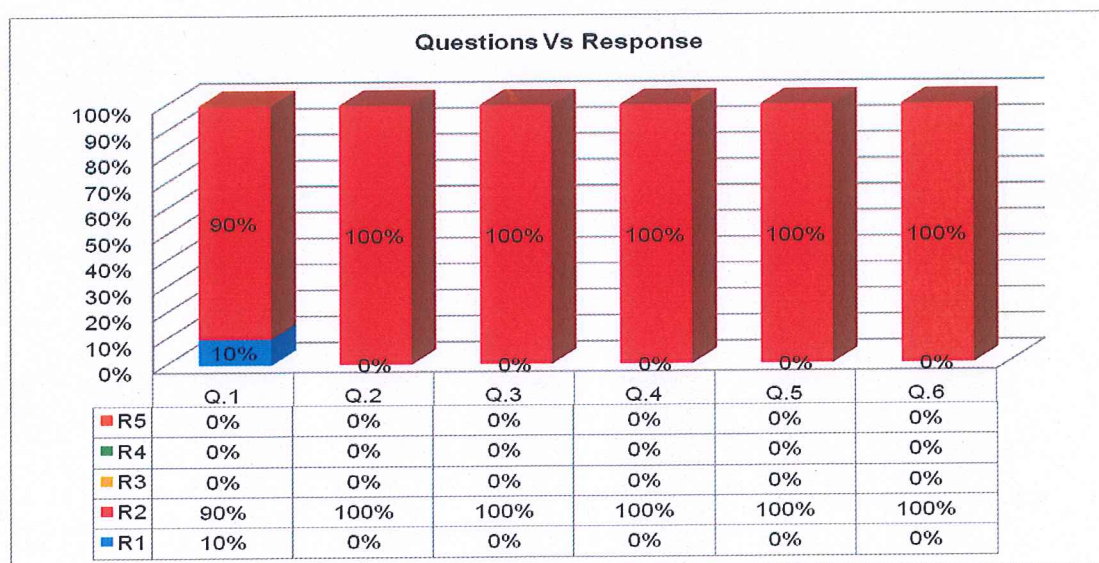
- **Questionnaire**

1. The Syllabus is suitable to the Course.
2. The Syllabus is need based.
3. Aims and Objectives of the Syllabi are well defined and clear to the teachers & students.
- 4 The Course/Syllabus have good balance between theory and application.
5. The Course/Syllabus has made me interested in the subject area.
6. The Course/Program of studies carries sufficient number of optional papers.

Courses	Division	Student Count
B.B.A III Year	A	10

- **Response Table:**

[R1-Strongly Agree, R2-Agree, R3-Neutral, R4-Disagree, R5-Strongly Disagree]



Analysis:

The BBATY students' response on curriculum was collected and analyzed. 100% the students are satisfied about suitability and need based syllabus, satisfied balance between theory and application, interest area as well as no. of optional papers.



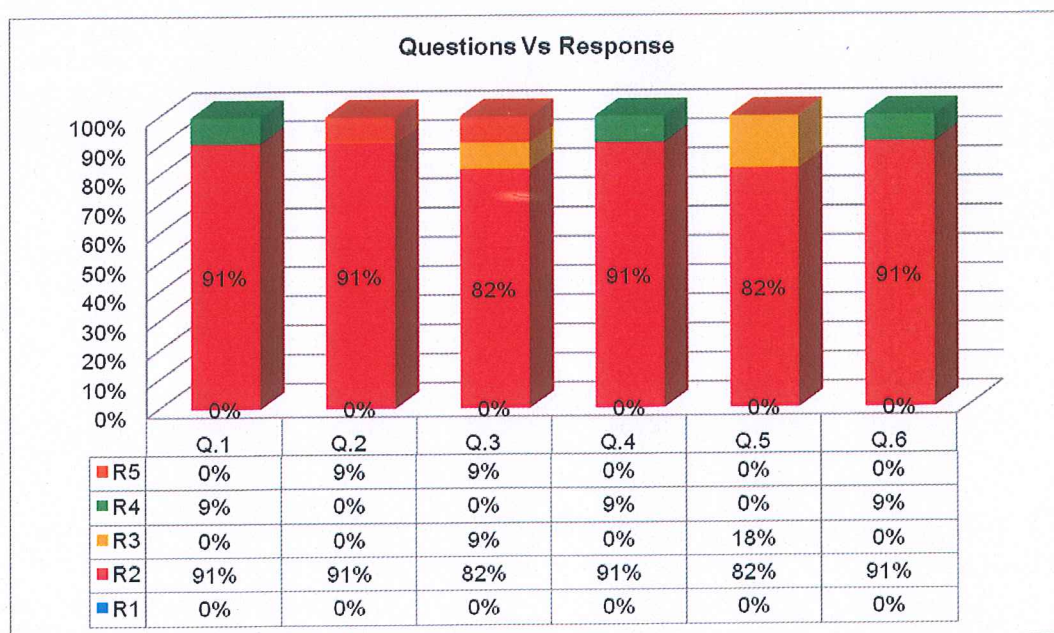
- **Questionnaire**

1. The Syllabus is suitable to the Course.
2. The Syllabus is need based.
3. Aims and Objectives of the Syllabi are well defined and clear to the teachers & students.
- 4 The Course/Syllabus have good balance between theory and application.
5. The Course/Syllabus has made me interested in the subject area.
6. The Course/Program of studies carries sufficient number of optional papers.

Courses	Division	Student Count
B.C.A I Year	A	11

- **Response Table:**

[R1-Strongly Agree, R2-Agree, R3-Neutral, R4-Disagree, R5-Strongly Disagree]



Analysis:

The BCAFY students' response on curriculum was collected and analyzed. More than 80% of students are agreed to the all statement which are positively framed but few students were not agreed to the statement that balance between theory and balance as well as sufficient no. optional papers.



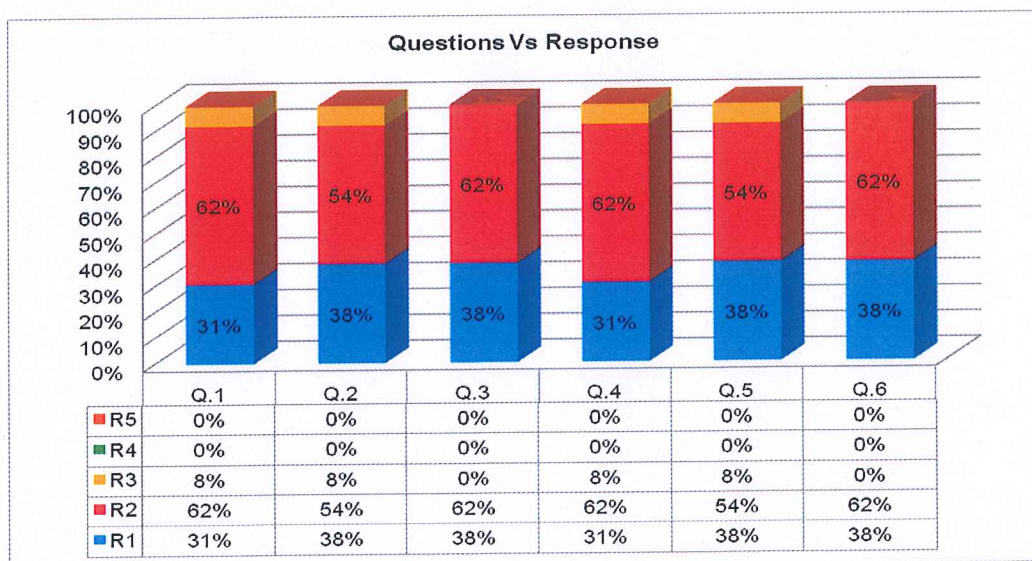
- **Questionnaire**

1. The Syllabus is suitable to the Course.
2. The Syllabus is need based.
3. Aims and Objectives of the Syllabi are well defined and clear to the teachers & students.
- 4 The Course/Syllabus have good balance between theory and application.
5. The Course/Syllabus has made me interested in the subject area.
6. The Course/Program of studies carries sufficient number of optional papers.

Courses	Division	Student Count
B.C.A II Year	A	13

- **Response Table:**

[R1-Strongly Agree, R2-Agree, R3-Neutral, R4-Disagree, R5-Strongly Disagree]



Analysis:

The BCASY students' response on curriculum was collected and analyzed .More than 90% of students are agreed to the all statements on curriculum feedback. There is overall satisfaction about the all statements.



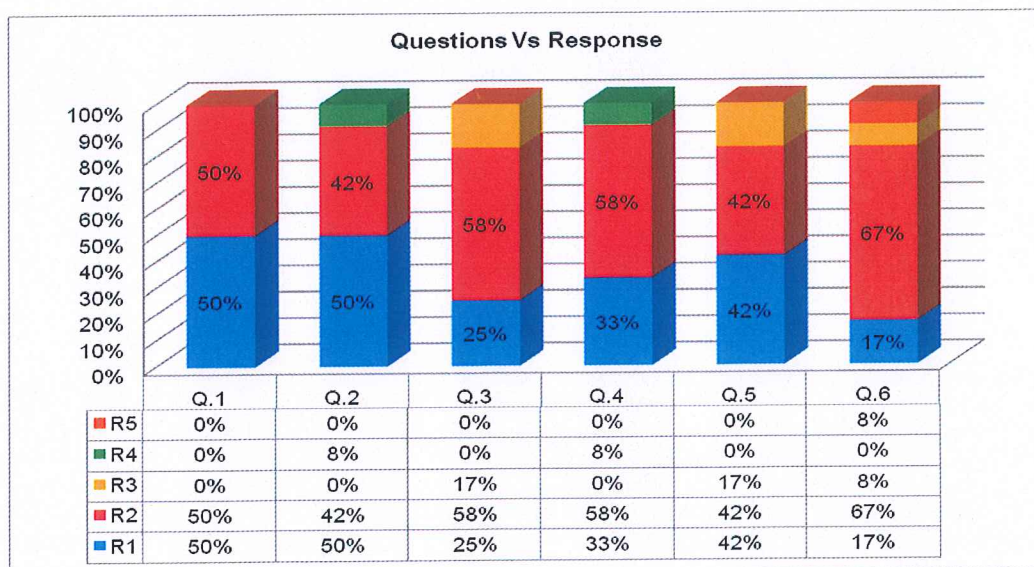
- **Questionnaire**

1. The Syllabus is suitable to the Course.
2. The Syllabus is need based.
3. Aims and Objectives of the Syllabi are well defined and clear to the teachers & students.
- 4 The Course/Syllabus have good balance between theory and application.
5. The Course/Syllabus has made me interested in the subject area.
6. The Course/Program of studies carries sufficient number of optional papers.

Courses	Division	Student Count
B.C.A III Year	A, C	12


- **Response Table:**

[R1-Strongly Agree, R2-Agree, R3-Neutral, R4-Disagree, R5-Strongly Disagree]



Analysis:

The BCATY students' response on curriculum was collected and analyzed. More than 75% of students are agreed to the all statement which are positively framed but they were unable to decide on the statement, on balance on theory and practical, interesting subject area and sufficient no. optional papers.



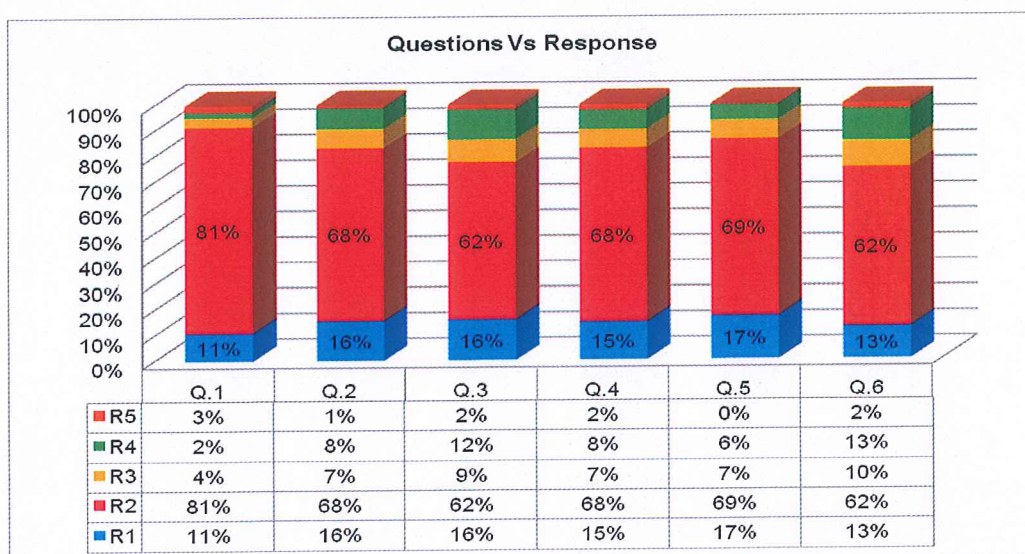
- **Questionnaire**

1. The Syllabus is suitable to the Course.
2. The Syllabus is need based.
3. Aims and Objectives of the Syllabi are well defined and clear to the teachers & students.
- 4 The Course/Syllabus have good balance between theory and application.
5. The Course/Syllabus has made me interested in the subject area.
6. The Course/Program of studies carries sufficient number of optional papers.

Courses	Division	Student Count
B.Com I Year	A, B, C, D, E	276

- **Response Table:**

[R1-Strongly Agree, R2-Agree, R3-Neutral, R4-Disagree, R5-Strongly Disagree]



Analysis:

The B.COMFY students' response on curriculum was collected and analyzed. More than 85% of students are agreed to the all statement which are positively framed but they are not satisfied about the statement that the Course/Program of studies carries sufficient number of optional papers.



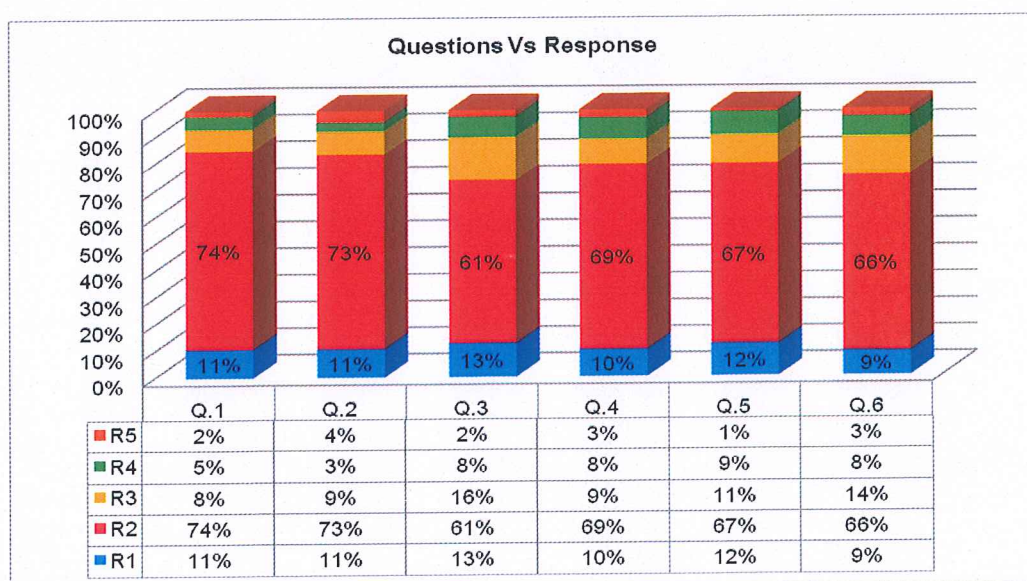
- **Questionnaire**

1. The Syllabus is suitable to the Course.
2. The Syllabus is need based.
3. Aims and Objectives of the Syllabi are well defined and clear to the teachers & students.
- 4 The Course/Syllabus have good balance between theory and application.
5. The Course/Syllabus has made me interested in the subject area.
6. The Course/Program of studies carries sufficient number of optional papers.

Courses	Division	Student Count
B.Com II Year	A, B, C, D, E	206

- **Response Table:**

[R1-Strongly Agree, R2-Agree, R3-Neutral, R4-Disagree, R5-Strongly Disagree]



Analysis:

The B.COM.SY students' response on curriculum was collected and analyzed. More than 75% of students are agreed to the all statement which are positively framed but Few students are not agreed to the balance between theory, interested subject area and sufficient no.of optional papers.



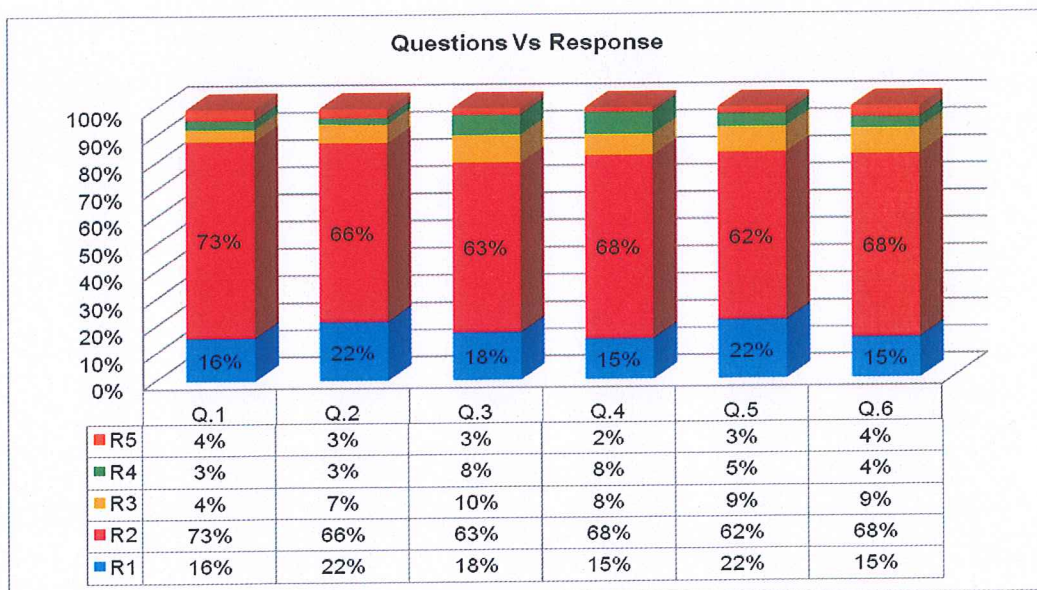
Questionnaire

1. The Syllabus is suitable to the Course.
2. The Syllabus is need based.
3. Aims and Objectives of the Syllabi are well defined and clear to the teachers & students.
- 4 The Course/Syllabus have good balance between theory and application.
5. The Course/Syllabus has made me interested in the subject area.
6. The Course/Program of studies carries sufficient number of optional papers.

Courses	Division	Student Count
B.Com III Year	A, B, C, D, E	120


• Response Table:

[R1-Strongly Agree, R2-Agree, R3-Neutral, R4-Disagree, R5-Strongly Disagree]



Analysis:

The B.COM.TY students' response on curriculum was collected and analyzed. More than 80% of students are agreed to the all statement which are positively framed. There was overall satisfaction about the all statements but few students disagreed to the statement that there is good balance between theory and application.



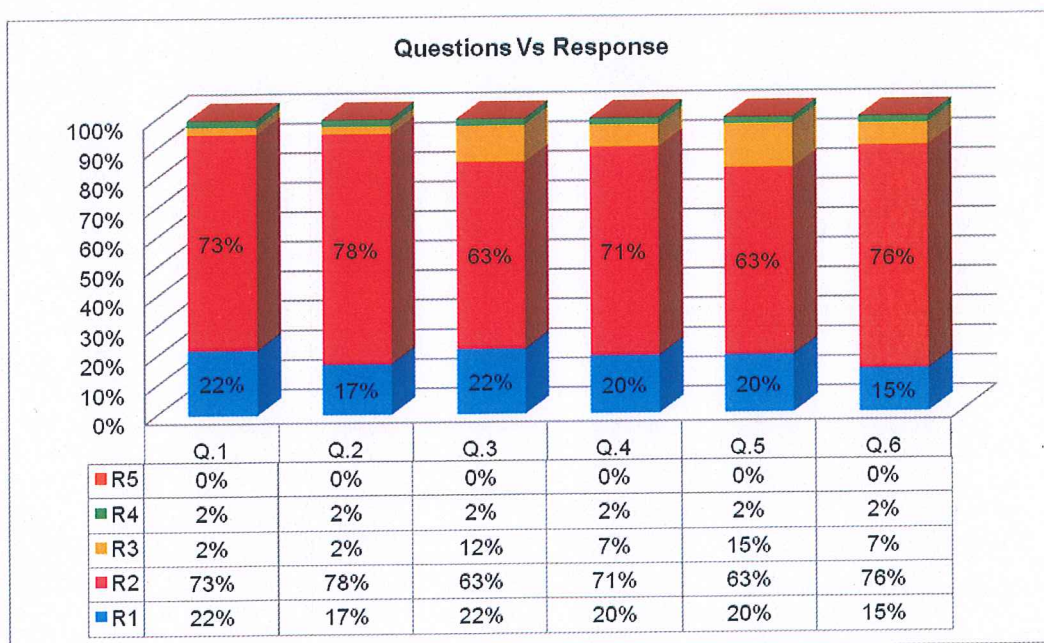
- **Questionnaire**

1. The Syllabus is suitable to the Course.
2. The Syllabus is need based.
3. Aims and Objectives of the Syllabi are well defined and clear to the teachers & students.
- 4 The Course/Syllabus have good balance between theory and application.
5. The Course/Syllabus has made me interested in the subject area.
6. The Course/Program of studies carries sufficient number of optional papers.

Courses	Division	Student Count
M.Com I Year	A, B, C, D	41

- **Response Table:**

[R1-Strongly Agree, R2-Agree, R3-Neutral, R4-Disagree, R5-Strongly Disagree]



Analysis:

The M.COM.FY students' response on curriculum was collected and analyzed. More than 85% of students are agreed to the all statement which are positively framed. But most of the students are satisfied about the balance between theory and application as well as sufficient no. of papers.



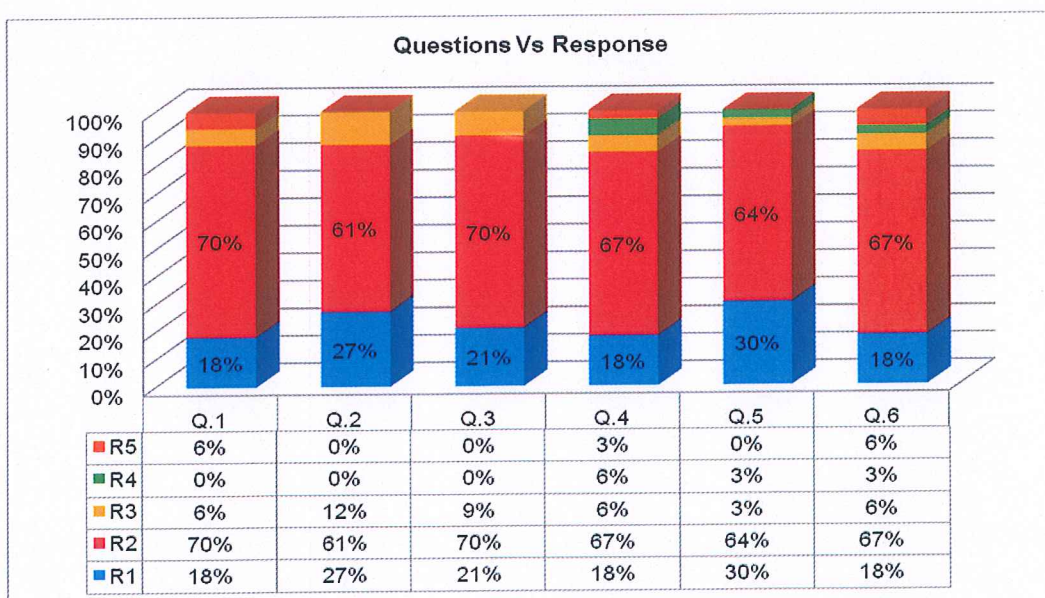
- **Questionnaire**

1. The Syllabus is suitable to the Course.
2. The Syllabus is need based.
3. Aims and Objectives of the Syllabi are well defined and clear to the teachers & students.
- 4 The Course/Syllabus have good balance between theory and application.
5. The Course/Syllabus has made me interested in the subject area.
6. The Course/Program of studies carries sufficient number of optional papers.

Courses	Division	Student Count
M.Com II Year	A, B, C, D	33

- **Response Table:**

[R1-Strongly Agree, R2-Agree, R3-Neutral, R4-Disagree, R5-Strongly Disagree]



Analysis:

The M.COM.SY students' response on curriculum was collected and analyzed. It has been perceived from the above graph that all aspects of curriculum feedback were satisfactory. More than 85% students are agreed to the all statements. Few students disagreed to the statement about the balance between theory and application as well as sufficient no. of optional papers.



2. CURRICULUM FEEDBACK BY TEACHERS, PARENTS, ALUMNI, EMPLOYER

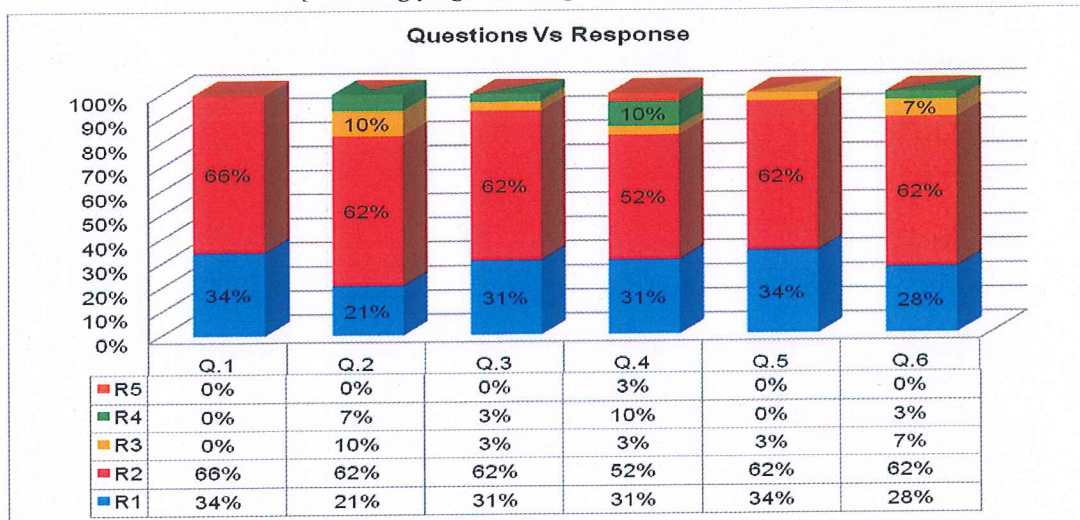
• Questionnaire

1. The Syllabus is suitable to the Course.
2. The Syllabus is need based. (Career and Employment oriented)
3. Aims and Objectives of the Syllabi are well defined and clear to the teachers & students.
- 4 The Course/Syllabus have good balance between theory and application.
5. The Course/Syllabus has made me interested in the subject area.
6. The Course/Program of studies carries sufficient number of optional papers.

Feedback By	Count
Teachers	29

• Response Table:

[R1-Strongly Agree, R2-Agree, R3-Neutral, R4-Disagree, R5-Strongly Disagree]



Analysis:

Teachers' feedback is an important parameter for quality improvement of the curriculum and the quality of the student of institution. Teachers' feedback on curriculum is received and it is revealed from the above data that more than 80% of the teachers are agreed to the all statements but more than 13% of the teachers are not agreed about the balance between theory and application. 100% of the teachers are agreed to the statement that syllabus is suitable to the course. 90% of the teachers are satisfied about the sufficient no. of optional papers.



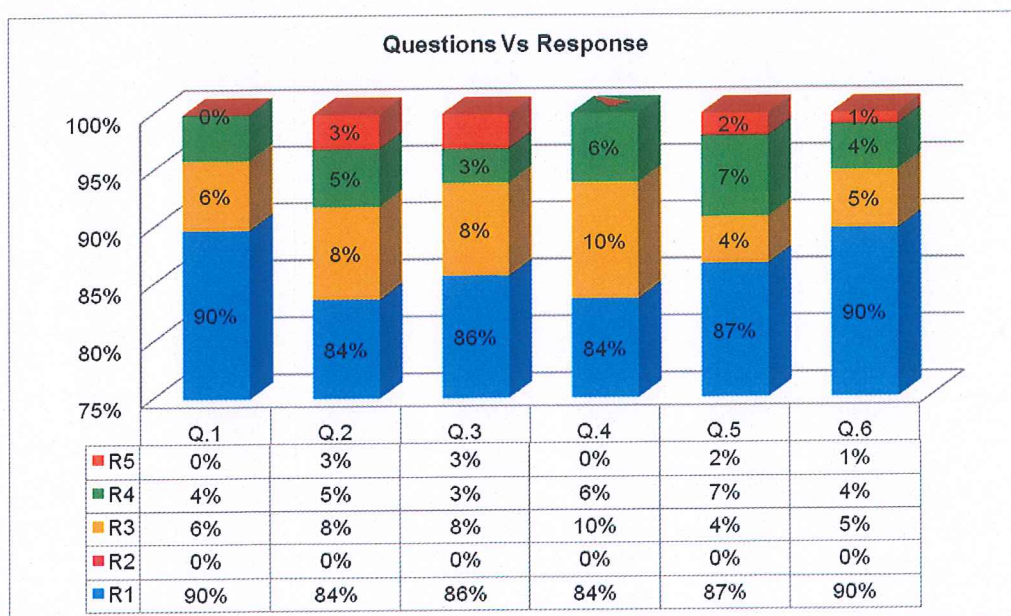
- **Questionnaire**

1. The Syllabus is suitable to the Course.
2. The Syllabus is need based. (Career and Employment oriented)
3. Aims and Objectives of the Syllabi are well defined and clear to the teachers & students.
- 4 The Course/Syllabus have good balance between theory and application.
5. The Course/Syllabus has made me interested in the subject area.
6. The Course/Program of studies carries sufficient number of optional papers.

Feedback By	Count
Parents	98

- **Response Table:**

[R1-Strongly Agree, R2-Agree, R3-Neutral, R4-Disagree, R5-Strongly Disagree]



Analysis:

The parent feedback is very important as parental involvement not only helps parents contribute positively to their wards learning experience but also can be indicator of the quality of curriculum quality. It is observed from the above table and graph that more than 85% of the parents are satisfied about the curriculum of the students.



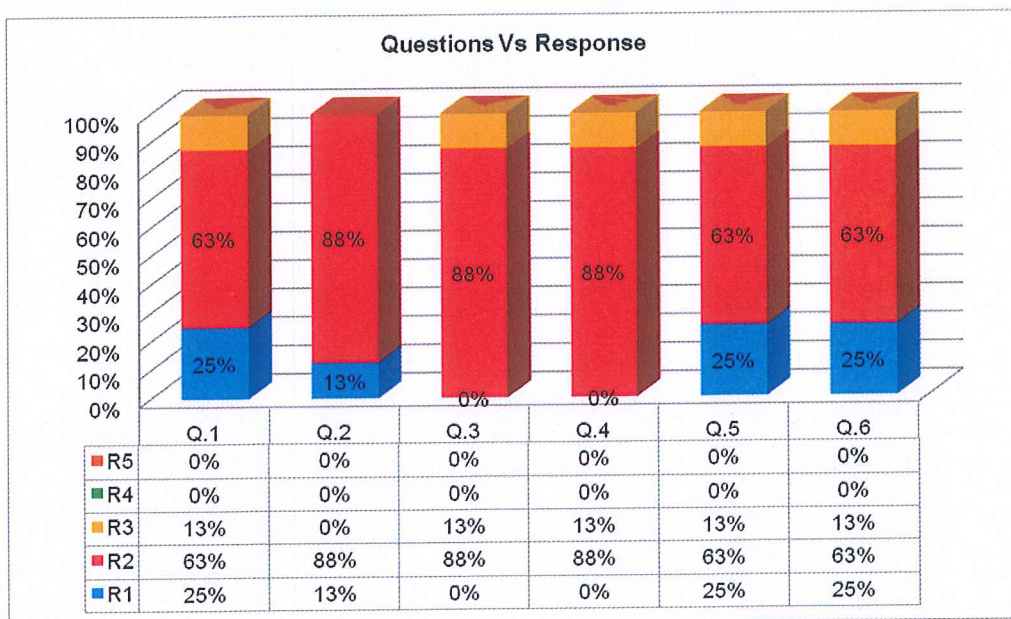
- **Questionnaire**

1. The Syllabus is suitable to the Course.
2. The Syllabus is need based. (Career and Employment oriented)
3. Aims and Objectives of the Syllabi are well defined and clear to the teachers & students.
- 4 The Course/Syllabus have good balance between theory and application.
5. The Course/Syllabus has made me interested in the subject area.
6. The Course/Program of studies carries sufficient number of optional papers.

Feedback By	Count
Alumni	8

- **Response Table:**

[R1-Strongly Agree, R2-Agree, R3-Neutral, R4-Disagree, R5-Strongly Disagree]



Analysis:

Feedback of the alumni is an essential component for analysis an improvement in the higher education academic culture. More than 85% alumni are agreed to the positively framed statements. 13% of the alumni were unable to decide about suitability, clarity of aims of syllabus, balance between theory and application and sufficient no of optional papers.



3. CURRICULUM FEEDBACK BY TEACHERS, PARENTS, ALUMNI, EMPLOYER

The feedback given by our students is graphically represented below and the values are summarized in the following table. The Teacher-wise report is generated by filtering Assessment Year, Class and Division. Based on the analysis of feedback data collected from students, performance in the following areas is as follows and accordingly, teacher performance in the following

F1 : Knowledge In Subject
F2 : Classroom Teaching and Communication
F3 : Sincerity
F4 : Facilitating Overall Development of Students

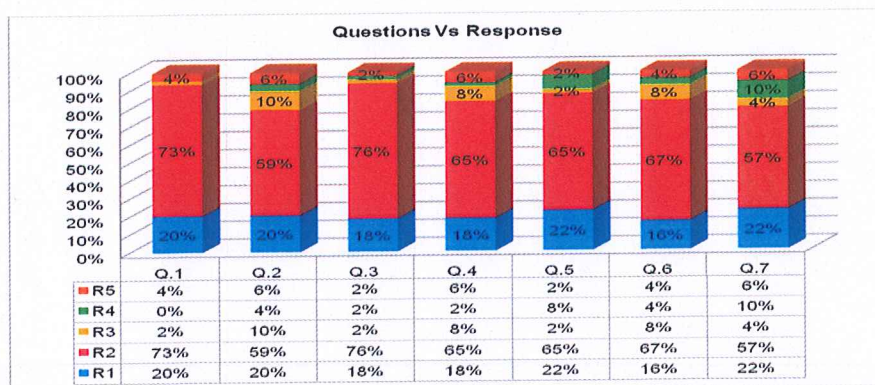
Teachers Name	Subject	Class	Division	Student Count
Dr. A. V. Chaudhary	1. Business Regulatory Framework 2. Financial Accounting 3. Business Organization & Mgmt.	B.Com M.Com	A,B,C	49

Questionnaire

1. The teacher has in-depth knowledge of the subject.
2. The teacher completes the entire syllabus in time.
3. It is easy to understand what the teacher teaches.
4. The teacher discusses the topics and interacts in the class.
5. The teacher is punctual and regular in the class.
6. The teacher encourages participation and discussion in the class.
7. The teacher uses modern teaching aids, power point presentation, web-resources, etc.

• Response Table:

[R1-Strongly Agree, R2-Agree, R3-Neutral, R4-Disagree, R5-Strongly Disagree]



Analysis:

The students are very much satisfied with the classroom teaching of Dr. A.V. Chaudhary. More than 80% of the students positively perceived the all statements. 16% of the student are not satisfied about the use of modern technology.



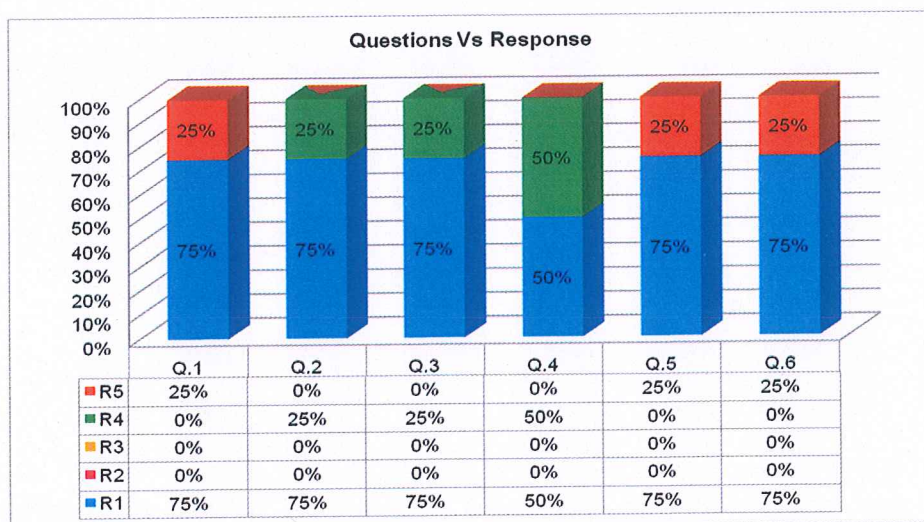
- **Questionnaire**

1. The Syllabus is suitable to the Course.
2. The Syllabus is need based. (Career and Employment oriented)
3. Aims and Objectives of the Syllabi are well defined and clear to the teachers & students.
- 4 The Course/Syllabus have good balance between theory and application.
5. The Course/Syllabus has made me interested in the subject area.
6. The Course/Program of studies carries sufficient number of optional papers.

Feedback By	Count
Employer	4

- **Response Table:**

[R1-Strongly Agree, R2-Agree, R3-Neutral, R4-Disagree, R5-Strongly Disagree]



Analysis:

As per the feedback analysis, only 75% of the employer are satisfied about the various aspects of curriculum but 50% of employers are not satisfied about the balance between theory and application. 25% of the employers are not agreed to the statement about suitability of the syllabus to the course, interesting subject area and sufficient no. of optional papers.



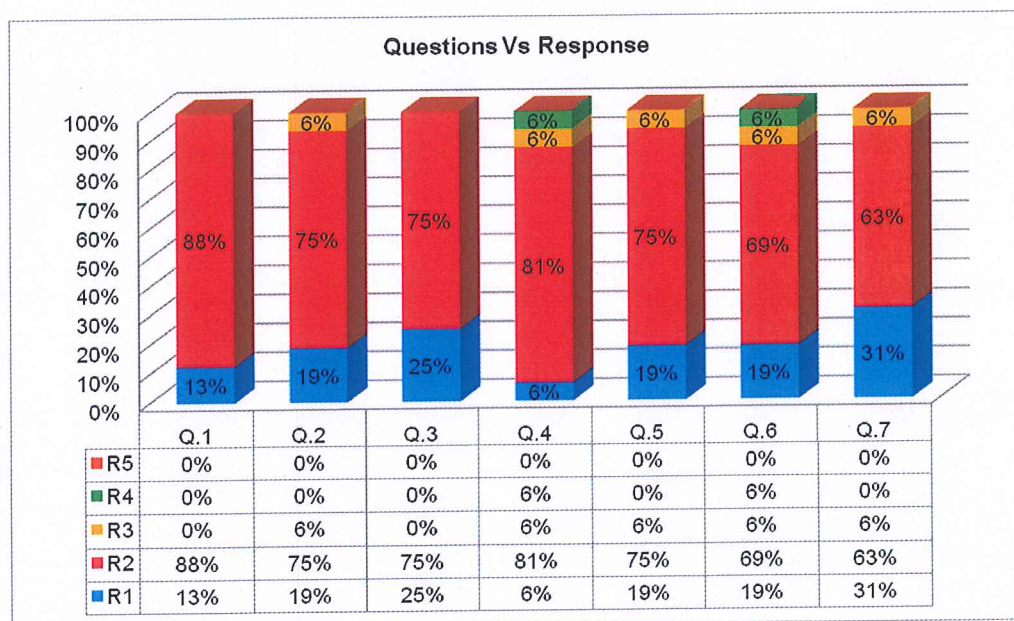
Teachers Name	Subject	Class	Division	Student Count
Dr. B.S. Nagtilak	1. Marathi 2. SL Marathi	B.Com. FY, SY	A,B,C,D	16

- Questionnaire**

1. The teacher has in-depth knowledge of the subject.
2. The teacher completes the entire syllabus in time.
3. It is easy to understand what the teacher teaches.
4. The teacher discusses the topics and interacts in the class.
5. The teacher is punctual and regular in the class.
6. The teacher encourages participation and discussion in the class.
7. The teacher uses modern teaching aids, power point presentation, web-resources, etc.

- Response Table:**

[R1-Strongly Agree, R2-Agree, R3-Neutral, R4-Disagree, R5-Strongly Disagree]



Analysis:

It has been perceived from the above graph that more than 85% of the students are satisfied with the teaching of Dr. B.S. Nagtilak. For 100% students are satisfied about his easy way of teaching. A very few students recorded the opinion to encourage the participation and interaction of the students in the class.



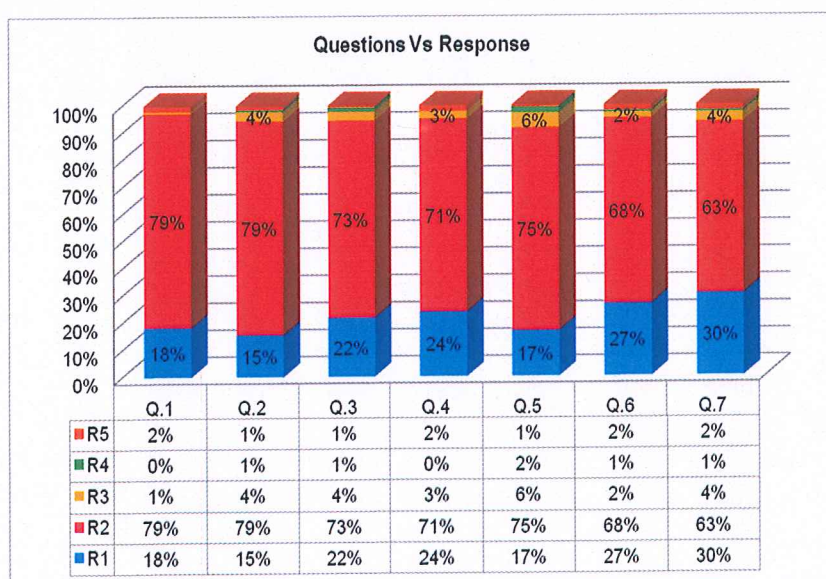
Teachers Name	Subject	Class	Division	Student Count
Dr. D. S. Chavan	1. Entrepreneurship Development 2. Capital Market 3. Cost A/C	B.Com. M.Com.	A,B,C,D	142

- Questionnaire**

1. The teacher has in-depth knowledge of the subject.
2. The teacher completes the entire syllabus in time.
3. It is easy to understand what the teacher teaches.
4. The teacher discusses the topics and interacts in the class.
5. The teacher is punctual and regular in the class.
6. The teacher encourages participation and discussion in the class.
7. The teacher uses modern teaching aids, power point presentation, web-resources, etc.


- Response Table:**

[R1-Strongly Agree, R2-Agree, R3-Neutral, R4-Disagree, R5-Strongly Disagree]



Analysis:

The above table and graph shows that more than 90% students are agreed to the positively framed statements about the teaching of Dr.D.S.Chavan. His in-depth knowledge about the subject is most satisfying factors among all.



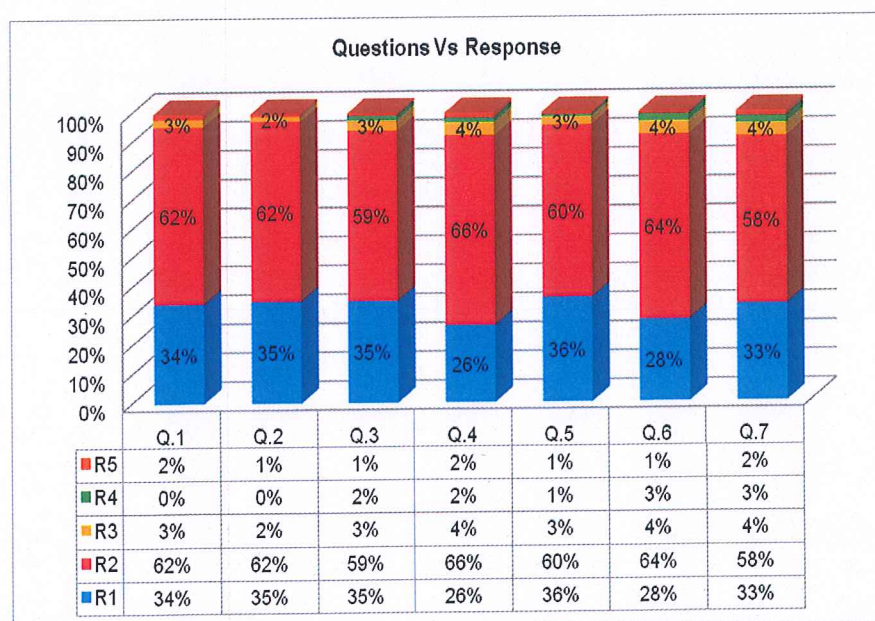
Teachers Name	Subject	Class	Division	Student Count
Dr. F.A. Baig	1. Financial Accounting 2. Corporate Accounting	B.Com	A,B,C,D	117

- Questionnaire**

1. The teacher has in-depth knowledge of the subject.
2. The teacher completes the entire syllabus in time.
3. It is easy to understand what the teacher teaches.
4. The teacher discusses the topics and interacts in the class.
5. The teacher is punctual and regular in the class.
6. The teacher encourages participation and discussion in the class.
7. The teacher uses modern teaching aids, power point presentation, web-resources, etc.

- Response Table:**

[R1-Strongly Agree, R2-Agree, R3-Neutral, R4-Disagree, R5-Strongly Disagree]



Analysis:

The exit feedback analysis clearly indicates that more than 90% of the students are agreed to the all statements with the attainment of leaning outcomes quality of teaching of Dr.F.A.Baig. His punctuality and regularity are the most satisfying factors observed here.



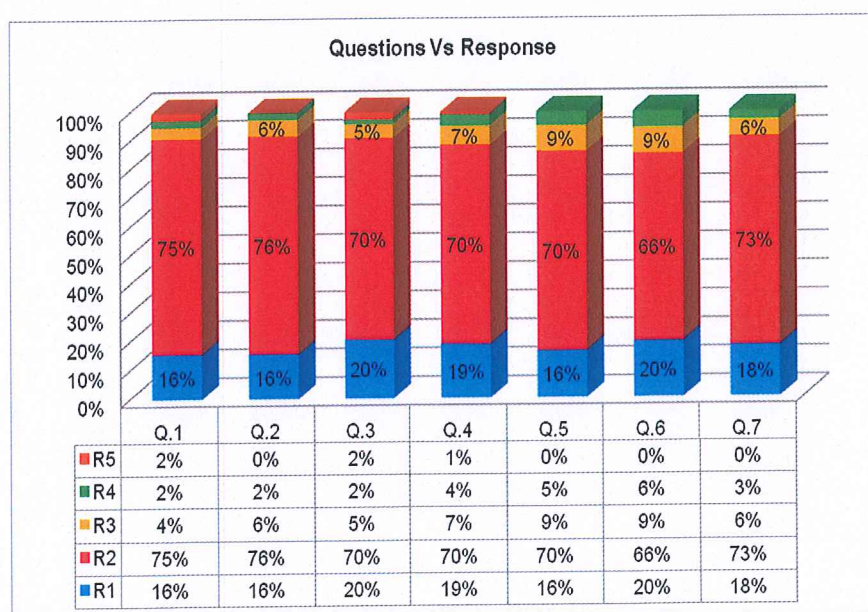
Teachers Name	Subject	Class	Division	Student Count
Dr. H. N. Deshmukh	1. Computers Application in Business 2. Business Environment	B.Com.	A,B,C	122

- Questionnaire**

1. The teacher has in-depth knowledge of the subject.
2. The teacher completes the entire syllabus in time.
3. It is easy to understand what the teacher teaches.
4. The teacher discusses the topics and interacts in the class.
5. The teacher is punctual and regular in the class.
6. The teacher encourages participation and discussion in the class.
7. The teacher uses modern teaching aids, power point presentation, web-resources, etc.

- Response Table:**

[R1-Strongly Agree, R2-Agree, R3-Neutral, R4-Disagree, R5-Strongly Disagree]



Analysis:

Online student's feedback revealed that more than 85% of the students are agreed to the all statements. Timely syllabus completion of Dr.H.N.Deshmukh is the most satisfied factor for the students.



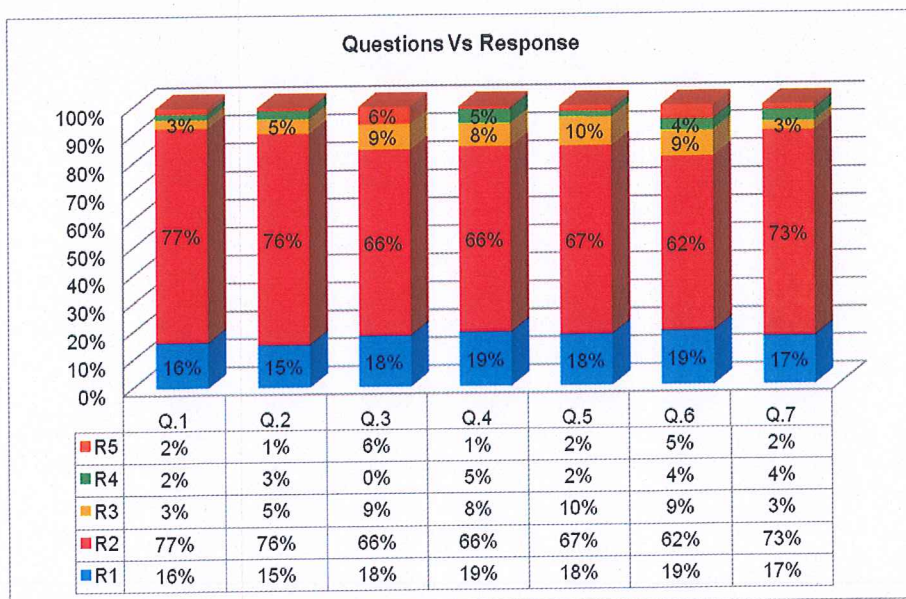
Teachers Name	Subject	Class	Division	Student Count
Dr. Pramod Deo	1. Cost Accounting 2. Business Mathematic and Statistics 3. Business & Industrial Economic (BIE)	B.Com. M.Com.	A,B,C,D	98

• **Questionnaire**

1. The teacher has in-depth knowledge of the subject.
2. The teacher completes the entire syllabus in time.
3. It is easy to understand what the teacher teaches.
4. The teacher discusses the topics and interacts in the class.
5. The teacher is punctual and regular in the class.
6. The teacher encourages participation and discussion in the class.
7. The teacher uses modern teaching aids, power point presentation, web-resources, etc.

• **Response Table:**

[R1-Strongly Agree, R2-Agree, R3-Neutral, R4-Disagree, R5-Strongly Disagree]



Analysis:

It is observed from the above graph & table that more than 90% of the students are agreed to the all positively perceived statement. 93% students are agreed to the statement that Dr. Pramod Deo has in-depth knowledge about the subject.



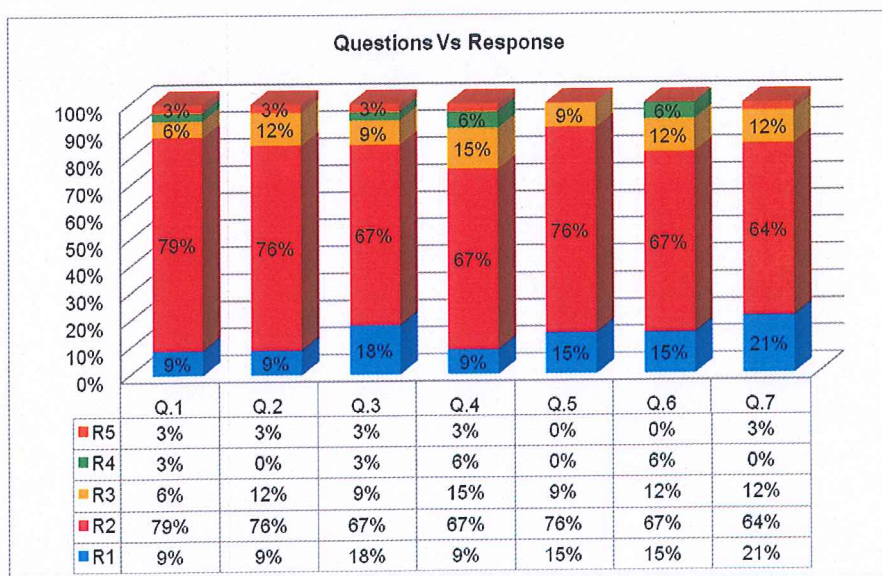
Teachers Name	Subject	Class	Division	Student Count
Dr. S. R. Nandnurwale	1. Hindi 2. SL Hindi	B.Com FY,SY	A,B,C,D,E	33

• **Questionnaire**

1. The teacher has in-depth knowledge of the subject.
2. The teacher completes the entire syllabus in time.
3. It is easy to understand what the teacher teaches.
4. The teacher discusses the topics and interacts in the class.
5. The teacher is punctual and regular in the class.
6. The teacher encourages participation and discussion in the class.
7. The teacher uses modern teaching aids, power point presentation, web-resources, etc.

• **Response Table:**

[R1-Strongly Agree, R2-Agree, R3-Neutral, R4-Disagree, R5-Strongly Disagree]



Analysis:

It has been observed from the above more than 85% of the students are satisfied about the teaching of Dr.S.S.Nandnurwale. Few students are not agreed to the statement about the participation and interaction of the students in the class.



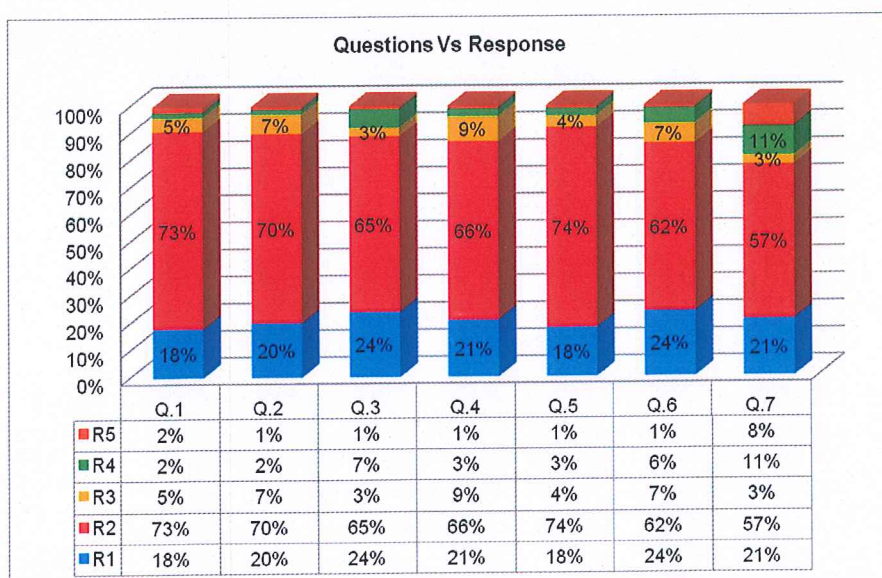
Teachers Name	Subject	Class	Division	Student Count
Dr. S.G. Joshi	1. Business Mathematics and Statistics 2. Business and Industrial Economic 3. Research Methodology	B.Com. M.Com	A,B,C,D,E	100

• **Questionnaire**

1. The teacher has in-depth knowledge of the subject.
2. The teacher completes the entire syllabus in time.
3. It is easy to understand what the teacher teaches.
4. The teacher discusses the topics and interacts in the class.
5. The teacher is punctual and regular in the class.
6. The teacher encourages participation and discussion in the class.
7. The teacher uses modern teaching aids, power point presentation, web-resources, etc.

• **Response Table:**

[R1-Strongly Agree, R2-Agree, R3-Neutral, R4-Disagree, R5-Strongly Disagree]



Analysis:

The student's response on teaching of Dr.Savita Joshi. Majority (80%)of the students are satisfied about her teaching. Only the statement that teacher uses modern teaching aids, power point presentation, web-resources, etc .is disagreed by the 19% of the students.



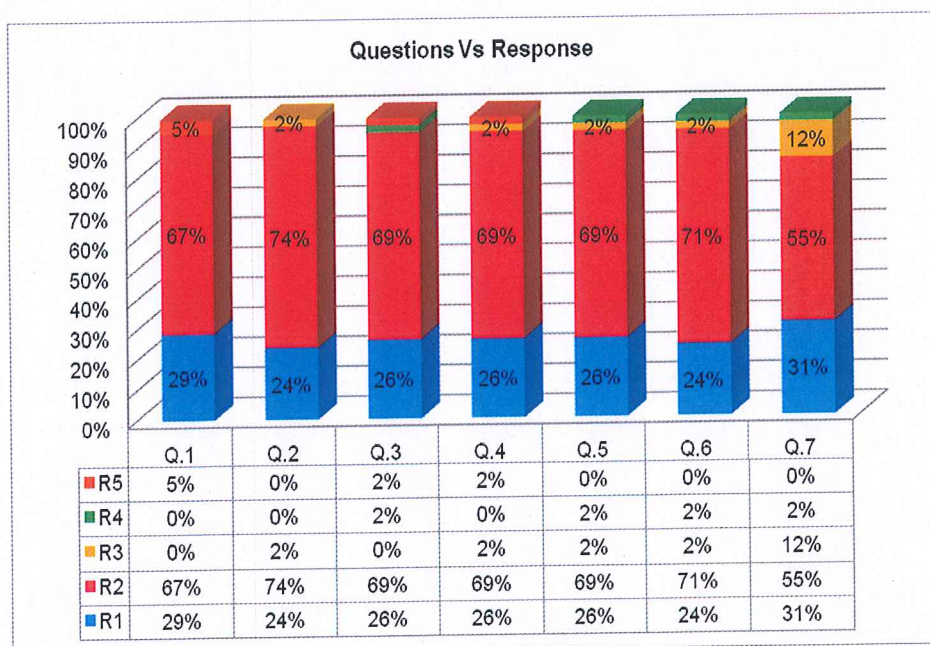
Teachers Name	Subject	Class	Division	Student Count
Dr. Seema Dhage	1. Cost Accounting	B.Com FY, SY	A,B,C,D,E	42

- Questionnaire**

1. The teacher has in-depth knowledge of the subject.
2. The teacher completes the entire syllabus in time.
3. It is easy to understand what the teacher teaches.
4. The teacher discusses the topics and interacts in the class.
5. The teacher is punctual and regular in the class.
6. The teacher encourages participation and discussion in the class.
7. The teacher uses modern teaching aids, power point presentation, web-resources, etc.


- Response Table:**

[R1-Strongly Agree, R2-Agree, R3-Neutral, R4-Disagree, R5-Strongly Disagree]



Analysis:

Above chart describes the responses of the students about the teaching of Dr. Seema Dhage. More than 95% of students are satisfied about her teaching. Entire syllabus completion on time is observed the most agreed factor here.



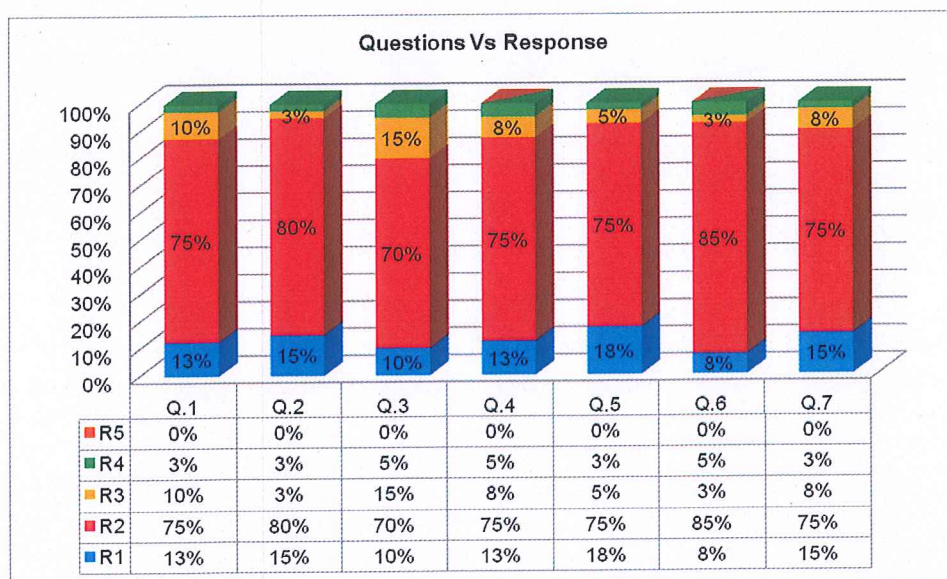
Teachers Name	Subject	Class	Division	Student Count
Dr. Soumya Mulangan	1. Corporate Accounting 2. Cost Accounting	B.Com SY,TY	A,B,C,D,E	40

- Questionnaire**

1. The teacher has in-depth knowledge of the subject.
2. The teacher completes the entire syllabus in time.
3. It is easy to understand what the teacher teaches.
4. The teacher discusses the topics and interacts in the class.
5. The teacher is punctual and regular in the class.
6. The teacher encourages participation and discussion in the class.
7. The teacher uses modern teaching aids, power point presentation, web-resources, etc.

- Response Table:**

[R1-Strongly Agree, R2-Agree, R3-Neutral, R4-Disagree, R5-Strongly Disagree]



Analysis :

Above graph and table portrays responses of the students about the teaching of Dr.SoumyaMulangan It is observed from the data that more than 85% of students are agreed to the all positively perceived statements about her.

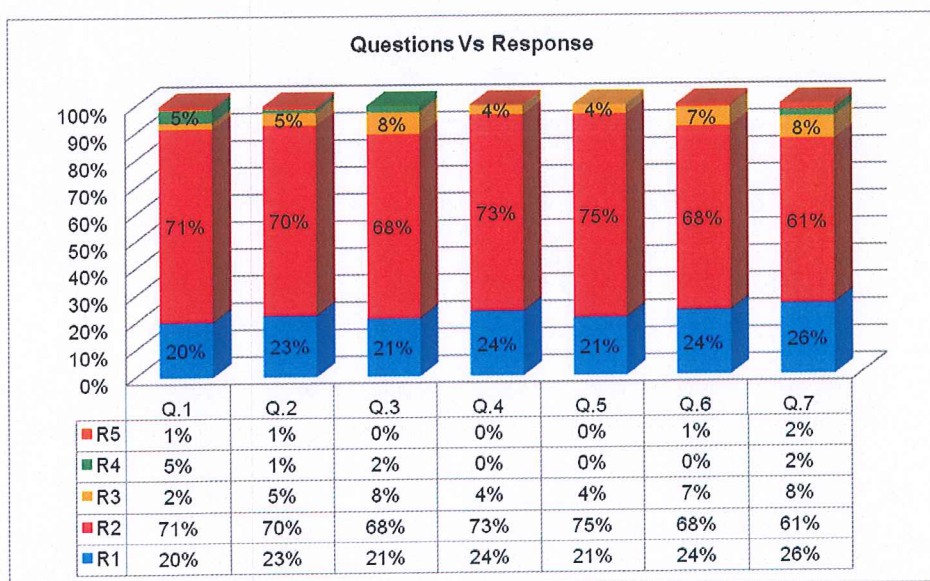
Teachers Name	Subject	Class	Division	Student Count
Prof. K S Bhagwat	1. Additional English 2. Compulsory English	B.Com	A,B,D,E	84

- Questionnaire**

1. The teacher has in-depth knowledge of the subject.
2. The teacher completes the entire syllabus in time.
3. It is easy to understand what the teacher teaches.
4. The teacher discusses the topics and interacts in the class.
5. The teacher is punctual and regular in the class.
6. The teacher encourages participation and discussion in the class.
7. The teacher uses modern teaching aids, power point presentation, web-resources, etc.

- Response Table:**

[R1-Strongly Agree, R2-Agree, R3-Neutral, R4-Disagree, R5-Strongly Disagree]



Analysis:

Above chart gives details of students responses on teaching of Dr.K.S.Bhagwat.It was found that more than 90% of the students are satisfied about every aspect of her teaching. Her participative style of teaching is observed as the most satisfying factor among the students.



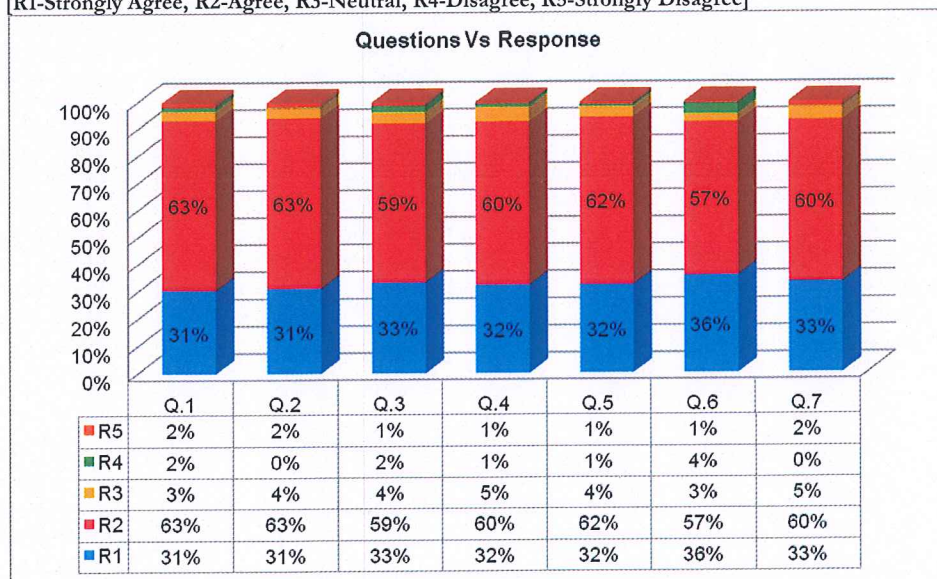
4. STUDENTS FEEDBACK ON ACTIVITY/PROGRAM/PROJECT

Questionnaire:

1. The Activity/Program/Project is relevant.
2. The Objectives of the Activity/Program/Project are accomplished
3. The Activity/Program/Project is properly planned.
4. The Activity/Program/Project are well administered.
5. The Activity/Program/Project is creative & innovative.
6. The Activity/Program/Project helped in overall Personality Development.
7. The Activity/Program/Project provided an opportunity for participation and contribution.

Response table:

[R1-Strongly Agree, R2-Agree, R3-Neutral, R4-Disagree, R5-Strongly Disagree]



Analysis:

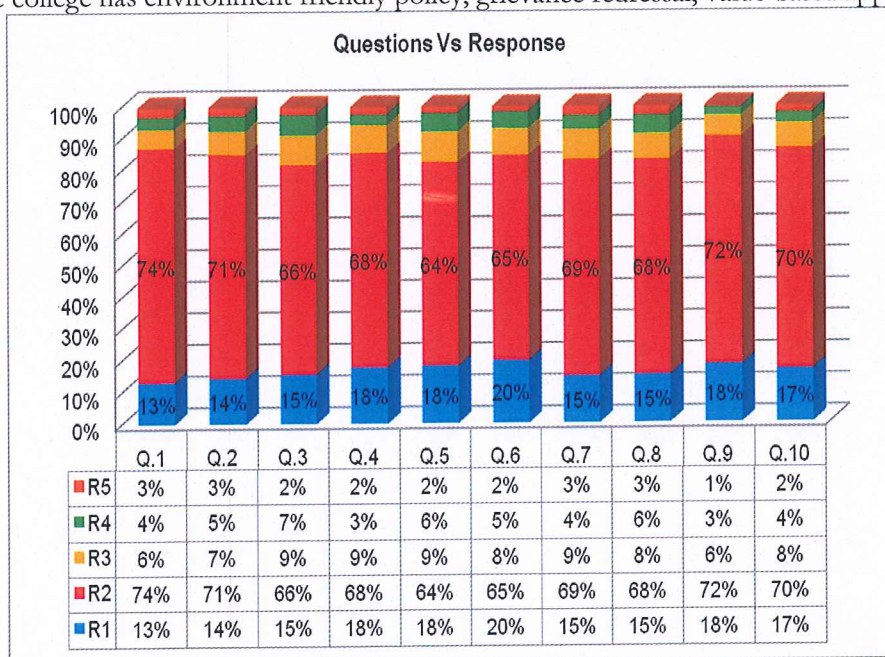
Feedback survey for each activity each term is used to measure students' perceptions of the learning context. It assists in the identification of areas of strengths and areas needing improvement in college activity/program/project offerings. It is revealed from the data that more than 90% of the students are agreed to the all positively perceived statements. They observed that the activities/program/project are relevant, properly planned, well administered and innovative which helped them to develop their personality. It is found from the graph that got opportunity to participate and



5. STUDENTS FEEDBACK ON INSTITUTIONAL PERFORMANCE

• Questionnaire

1. The Courses, Optional Subjects, Admission Process are easy to understand.
2. The College has Competent Teachers, Learning Environment, Fair and Transparent Evaluation Methods.
3. College provides Research Training and Extension Opportunities for Students progress.
4. The College Infrastructure, Resources & Facilities are proper for education.
5. Various Co-curricular and Extra-curricular activities are undertaken - (NCC, NSS, Cultural, Music, Drama, Sports, etc.)
6. The college provides various Scholarships, Free-ships, Concessions and Awards.
7. Students are involved in Leadership Opportunities, Decision Making through Students Council, clubs /Committees, Forums.s
8. The Administration and College Office is Student Centric and Helpful.
9. The students belonging to various sections and gender are given equal opportunities for academic growth and overall personality development.
10. The college has environment friendly policy, grievance redressal, value-based approach



Analysis:

Feedback about Institute is also taken from all students once in a year. This includes the feedback about the facilities and the infrastructure of the institute. It revealed from the above graph that 85% of students are satisfied from the all aspects of institutional performance. 90% of students are agreed to the statement that the students belonging to various sections and gender are given equal opportunities for academic growth and overall personality development.

