



SBES College of Arts and Commerce

Makarand Arvind Paithankar

In charge Principal and Professor

www.sbaccollege.in

Feedback Report and ATR




H/C Principal
SBES College of Arts & Commerce
Aurangabad.



**SBES College of Arts and Commerce
Aurangabad**

Feedback Analysis Reports(2017-18)

Internal Quality Assurance Cell





I/C Principal
SBES College of Arts & Commerce
Aurangabad.

Contents

	Page No
1. Introduction	1
2. Curriculum Feedback by Students	2
3. Curriculum Feedback by Teachers, Parents, Alumni, Employer	17
4. Feedback on Activity, Program, Project	20
5. Student's Feedback of Institutional Performance	21
Action Taken Report	




I/C Principal
SBES College of Arts & Commerce
Aurangabad.

INTRODUCTION

SBES College of Arts and Commerce is situated in Aurangabad. It is affiliated with Dr. Babasaheb Ambedkar Marathwada University, Aurangabad, Maharashtra. The College offers various courses like BCOM, BA, BCA and BBA at the Under Graduation level and MCOM at the Post-Graduation level. Presently, over 3044 students are studying in the College. The Internal Quality Assurance Cell (IQAC) of the College has continuously been working on the quality improvement and the betterment of student learning experiences. In order to analyze the lag areas of the College and scope for further improvement, feedback from various stakeholders has been received. This report focuses on the feedback of students on syllabus and teachers.

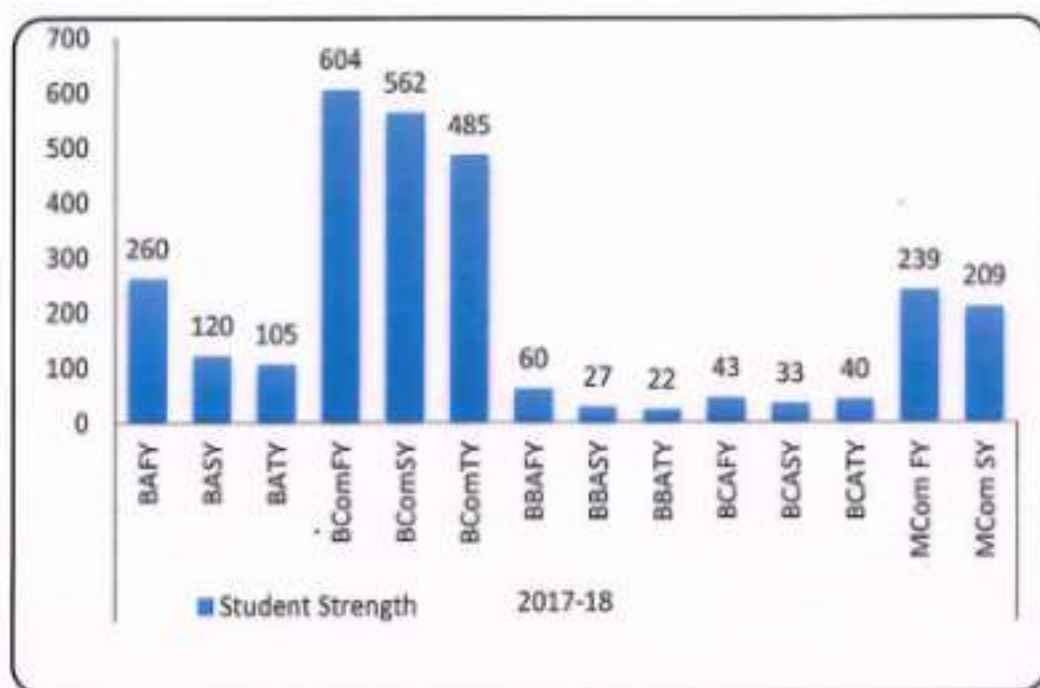
DATA COLLECTION AND ANALYSIS

An effort was made to receive feedback from all the students of the College. For this purpose, Google forms were created and sent to students. As many as 1119 responses have been received on the overall feedback. In order to arrive at comprehensive results, useful statistical tools have been used. For the effective presentation of the data, various types of graphs have been used.

CLASS-WISE STUDENTS' STRENGTH 2017-2018

Year	Class	Student Strength
2017-18	BAFY	260
	BASY	120
	BATY	105
	BCOM FY	604
	BCOM SY	562
	BCOM TY	485
	BBA FY	60
	BBA SY	27
	BBA TY	22
	BCA FY	43
	BCA SY	33
	BCA TY	40
	MCOM FY	239
	MCOM SY	209





In order to analyze the lag areas of the College and the scope for further improvement, feedback from various stakeholders has been collected. These feedbacks were on The Syllabus and Teachers, Activity/Programs/Projects, and Institutional Performance.

FEEDBACK BY STUDENTS (CLASS-WISE)

- Curriculum Feedback by Students
- Curriculum Feedback by Teachers, Parents, Alumni, Employer
- Feedback on Activity, Program, Project
- Student's Feedback of Institutional Performance

CURRICULUM FEEDBACK BY STUDENTS (CLASS-WISE)

The College is affiliated with Dr. Babasaheb Ambedkar Marathwada University, Aurangabad. It follows The Syllabus prescribed by the university. Curriculum feedback by the students was collected class-wise to know student's satisfaction towards the curriculum and learning. The feedback will be used for syllabus revision, restructuring of the curriculum and quality improvement of the program. The following questionnaire is used to know the perception of the students. In order to analyze the student responses on syllabus various questions were asked and a total of 795 responses were collected from the students.



I/C Principal
SBES College of Arts & Commerce
Aurangabad.

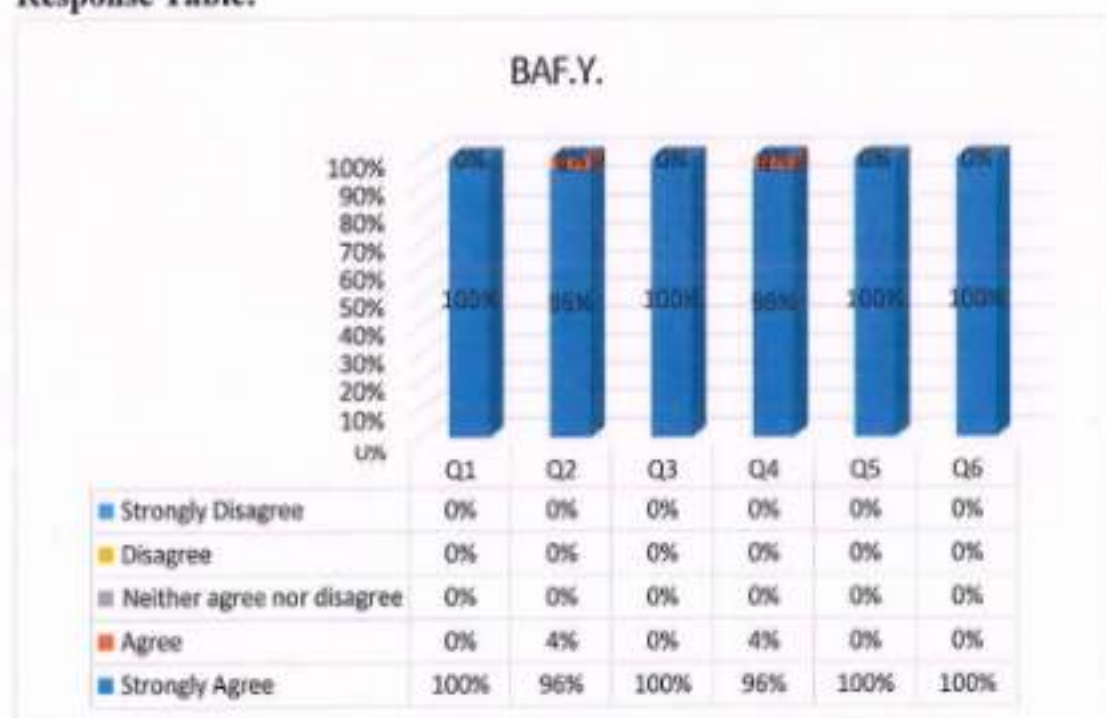
TOTAL STRENGTH OF STUDENTS (CLASS-WISE)

Courses	Division	Student Count
BAI Year	A, B, C, D	25

- Questionnaire**

1. The Syllabus is suitable for the Course.
2. The Syllabus is need based.
3. Aims and objectives of the Syllabi are well defined and clear to the teachers and students.
- 4 The Course/Syllabus has a good balance between theory and application.
5. The Course/Syllabus has made me interested in the subject area.
6. The Course/Program of studies carries a sufficient number of optional papers.

- Response Table:**



Analysis:

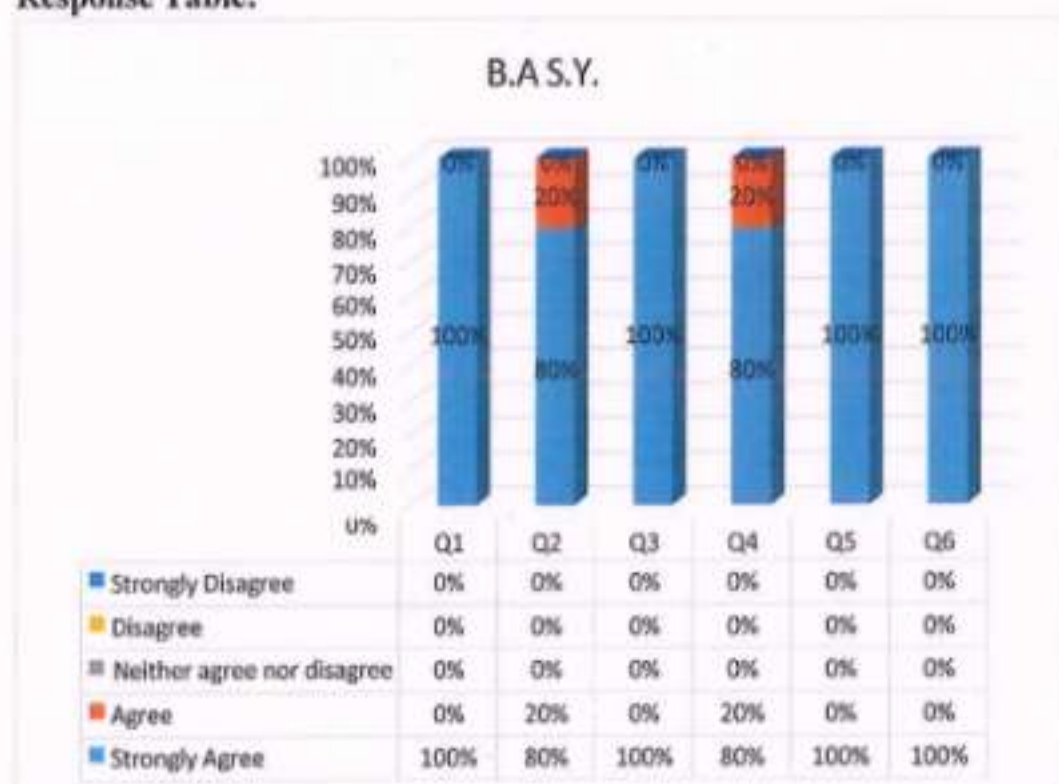
The BAFY students' response on curriculum was collected and analyzed by the students. 100% of the students agreed with all the statements. It reveals that there is overall satisfaction of BAFY students regarding the Course/Syllabus.

Courses	Division	Student Count
BA II Year	A, B, C	25

- Questionnaire**

1. The Syllabus is suitable for the Course.
2. The Syllabus is need based.
3. Aims and objectives of the Syllabi are well defined and clear to the teachers and students.
- 4 The Course/Syllabus has a good balance between theory and application.
5. The Course/Syllabus has made me interested in the subject area.
6. The Course/Program of studies carries a sufficient number of optional papers.

- Response Table:**



Analysis:

The BASY students' responses to curriculum were collected and analyzed. 100 % of students agreed with all the statements which were positively framed; not a single student was dissatisfied with any of the above factors.

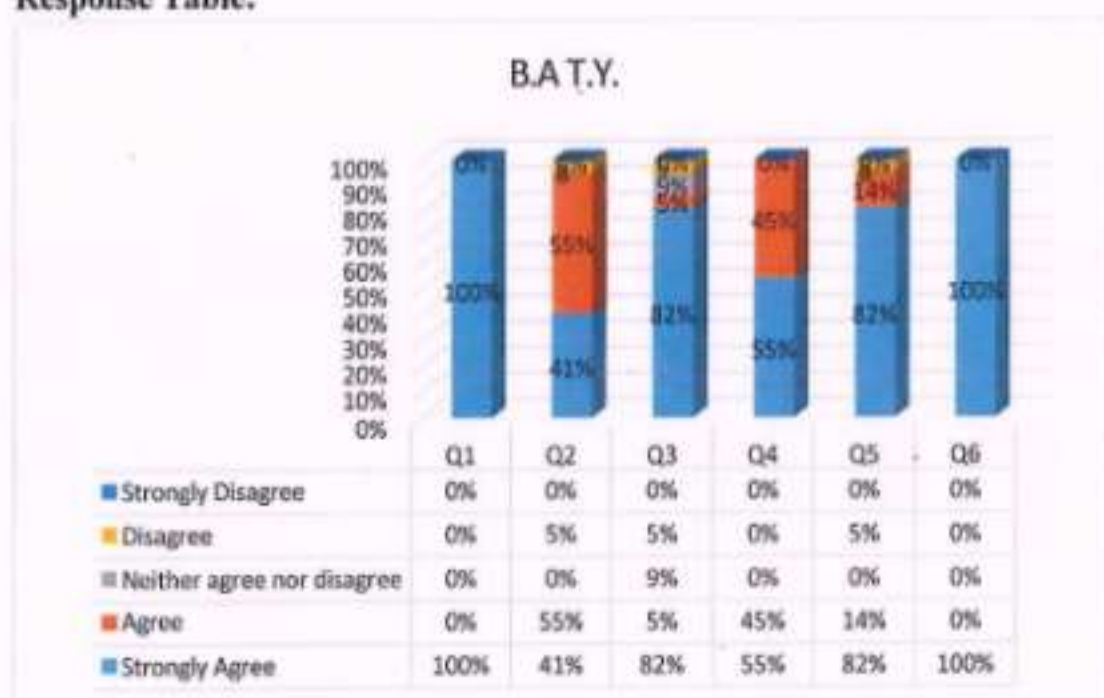


Courses	Division	Student Count
BAIII Year	A, B	22

• **Questionnaire:**

1. The Syllabus is suitable for the Course.
2. The Syllabus is need based.
3. Aims and objectives of the Syllabi are well defined and clear to the teachers and students.
- 4 The Course/Syllabus has a good balance between theory and application.
5. The Course/Syllabus has made me interested in the subject area.
6. The Course/Program of studies carries a sufficient number of optional papers.

• **Response Table:**



Analysis:

The BATY students' responses on curriculum were collected and analyzed. 100 % of students agreed with all the statements which were positively framed. Only 5% of the students disagreed with the statement that 'Aims and Objectives of the Syllabi are well defined and clear to the teachers and students'.

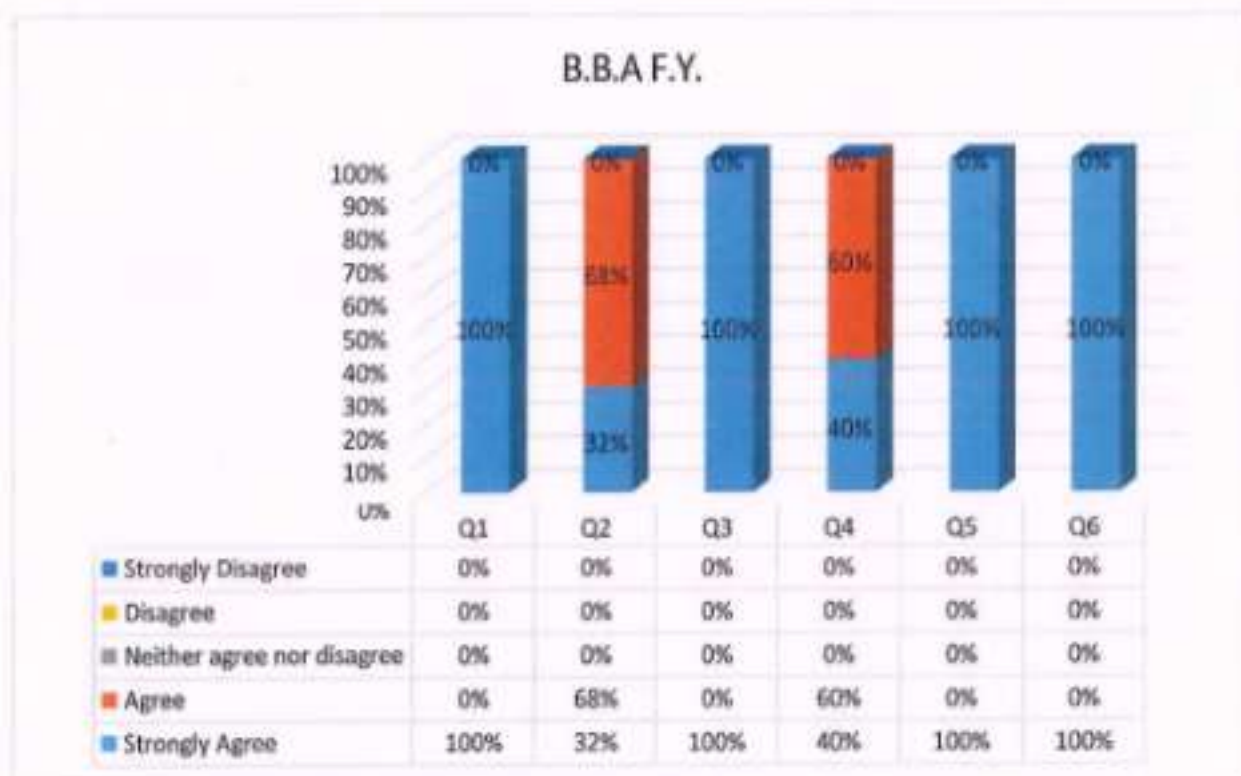


Courses	Division	Student Count
BBA I Year	A	25

• **Questionnaire:**

1. The Syllabus is suitable for the Course.
2. The Syllabus is need based.
3. Aims and objectives of the Syllabi are well defined and clear to the teachers and students.
- 4 The Course/Syllabus has a good balance between theory and application.
5. The Course/Syllabus has made me interested in the subject area.
6. The Course/Program of studies carries a sufficient number of optional papers.

• **Response Table:**



Analysis:

The BBA FY students' responses on the curriculum were collected and analyzed. All the students agreed with the above statements, which were positively framed. 100% of the students strongly agree with the statements regarding the suitability of the syllabus, clarity of aims and objectives of the syllabus, interesting syllabus, and sufficient no. of optional papers.

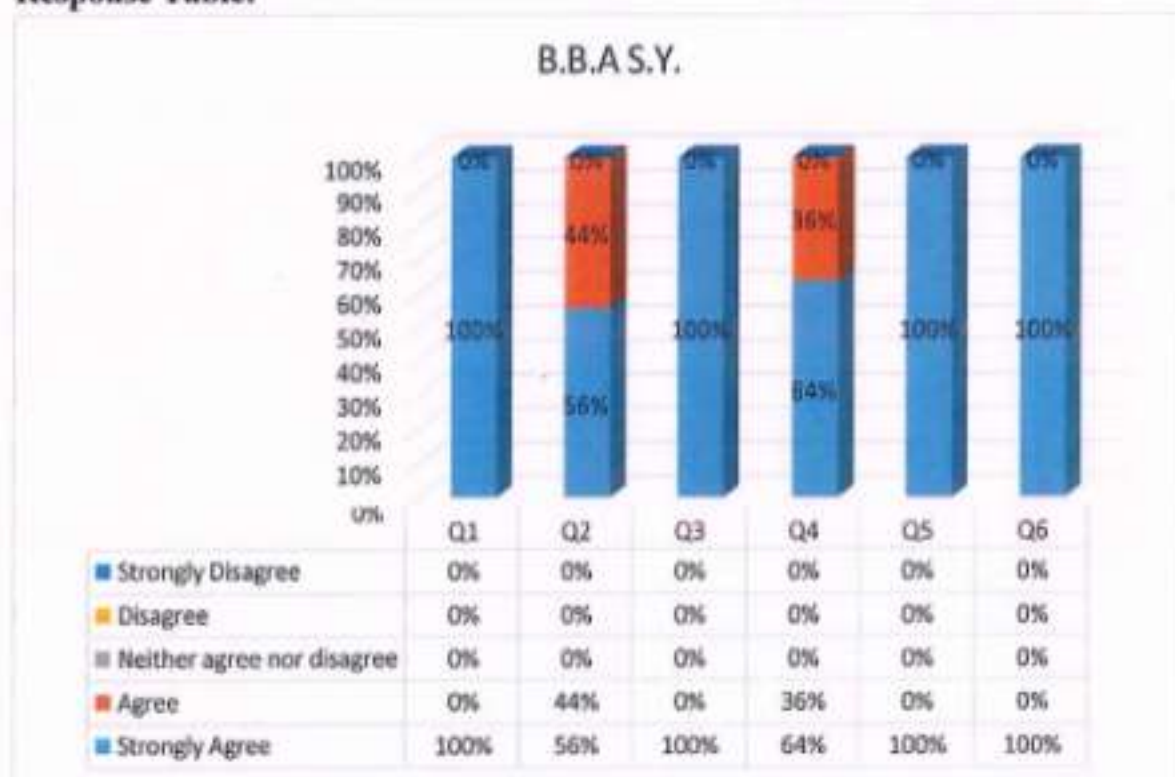


Courses	Division	Student Count
BBA II Year	A	25

- Questionnaire**

1. The Syllabus is suitable for the Course.
2. The Syllabus is need based.
3. Aims and objectives of the Syllabi are well defined and clear to the teachers and students.
4. The Course/Syllabus has a good balance between theory and application.
5. The Course/Syllabus has made me interested in the subject area.
6. The Course/Program of studies carries a sufficient number of optional papers.

- Response Table:**



Analysis: The BBA SY students' response to curriculum was collected and analyzed. All the students are satisfied with all the aspects of the Syllabus. 100% of the students strongly agree with the statements regarding the suitability syllabus, clarity of aims and objectives of interesting syllabus and sufficient no. of optional papers.

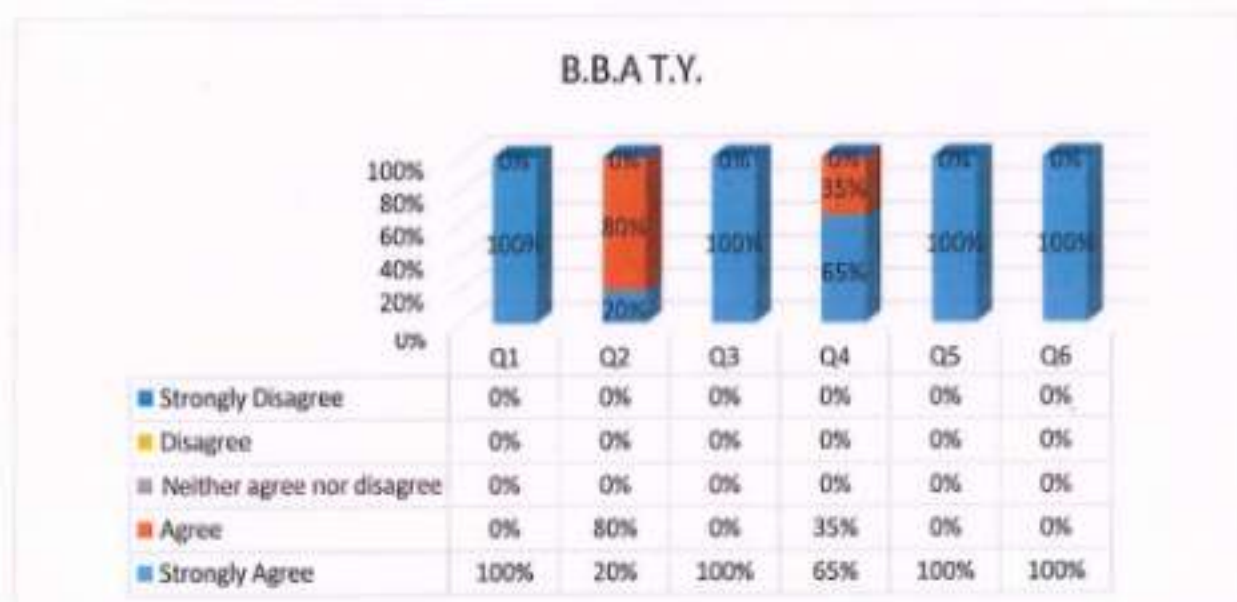


Courses	Division	Student Count
BBA III Year	A	20

Questionnaire:

1. The Syllabus is suitable for the Course.
2. The Syllabus is need based.
3. Aims and objectives of the Syllabi are well defined and clear to the teachers and students.
- 4 The Course/Syllabus has a good balance between theory and application.
5. The Course/Syllabus has made me interested in the subject area.
6. The Course/Program of studies carries a sufficient number of optional papers.

• **Response Table:**



Analysis:

The BBA TY students' response to curriculum was collected and analyzed. 100% of the students strongly agree with the statements regarding the suitability of the syllabus, clarity of aims and objectives of the syllabus, interesting syllabus, and sufficient no. of optional papers.

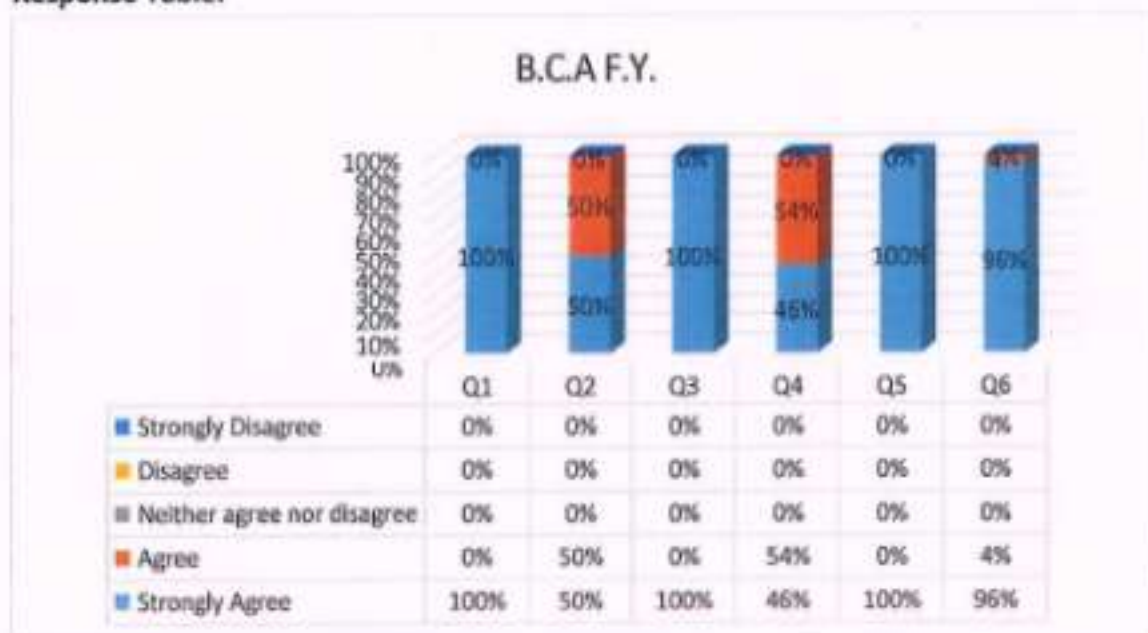


Courses	Division	Student Count
BCA I Year	A	24

• **Questionnaire**

1. The Syllabus is suitable for the Course.
2. The Syllabus is need based.
3. Aims and objectives of the Syllabi are well defined and clear to the teachers and students.
- 4 The Course/Syllabus has a good balance between theory and application.
5. The Course/Syllabus has made me interested in the subject area.
6. The Course/Program of studies carries a sufficient number of optional papers.

• **Response Table:**



Analysis:

The BCA FY students' response on the curriculum was collected and analyzed. 100% of the students agreed with all the statements which were positive. Statements regarding the suitability of the syllabus, clarity of aims and objectives of the syllabus, and interesting syllabus are perceived very positively.

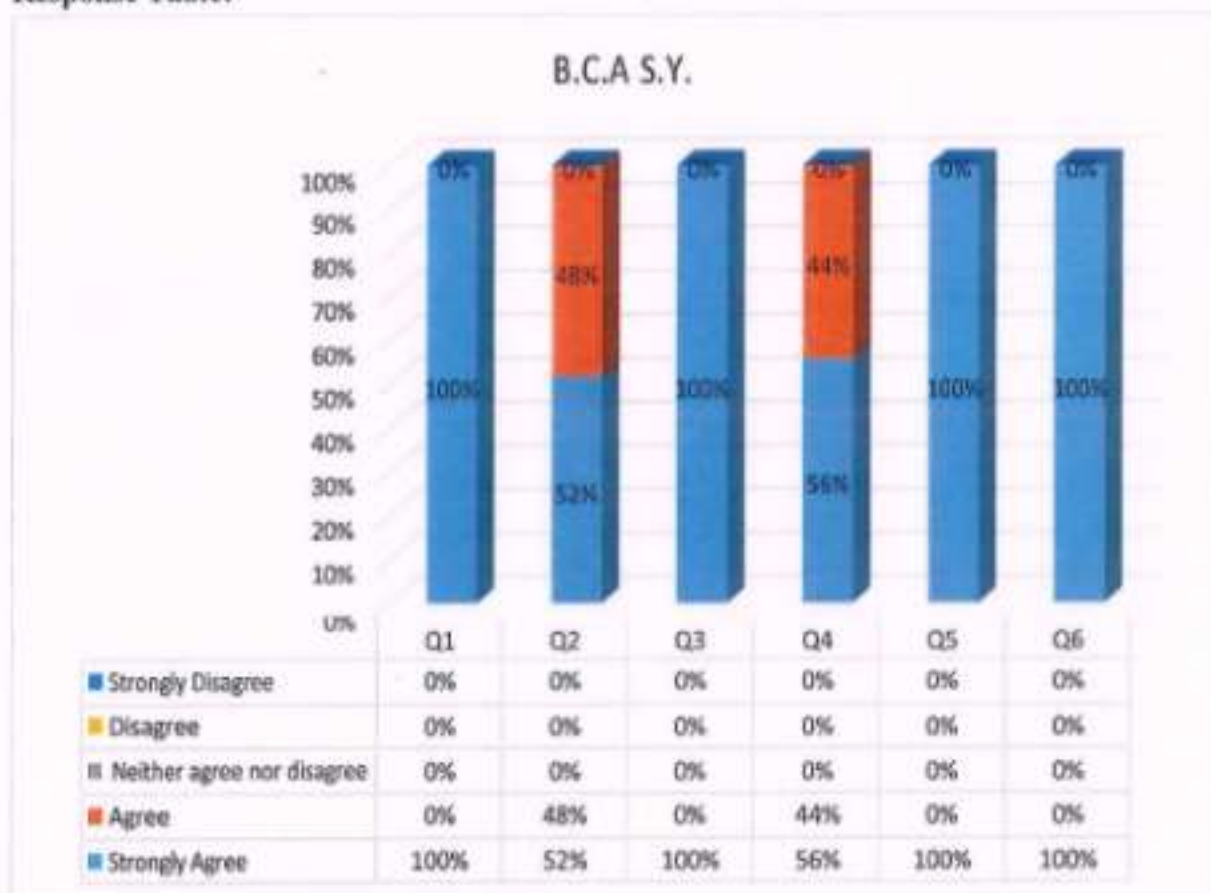


Courses	Division	Student Count
BCA II Year	A	25

• **Questionnaire**

1. The Syllabus is suitable for the Course.
2. The Syllabus is need based.
3. Aims and objectives of the Syllabi are well defined and clear to the teachers and students.
- 4 The Course/Syllabus has a good balance between theory and application.
5. The Course/Syllabus has made me interested in the subject area.
6. The Course/Program of studies carries a sufficient number of optional papers.

• **Response Table:**



Analysis:

The BCA SY students' responses on the curriculum were collected and analyzed. All the students agreed with each and every statement on curriculum feedback. There is an overall satisfaction with all the statements. Not a single statement was disagreed by them.

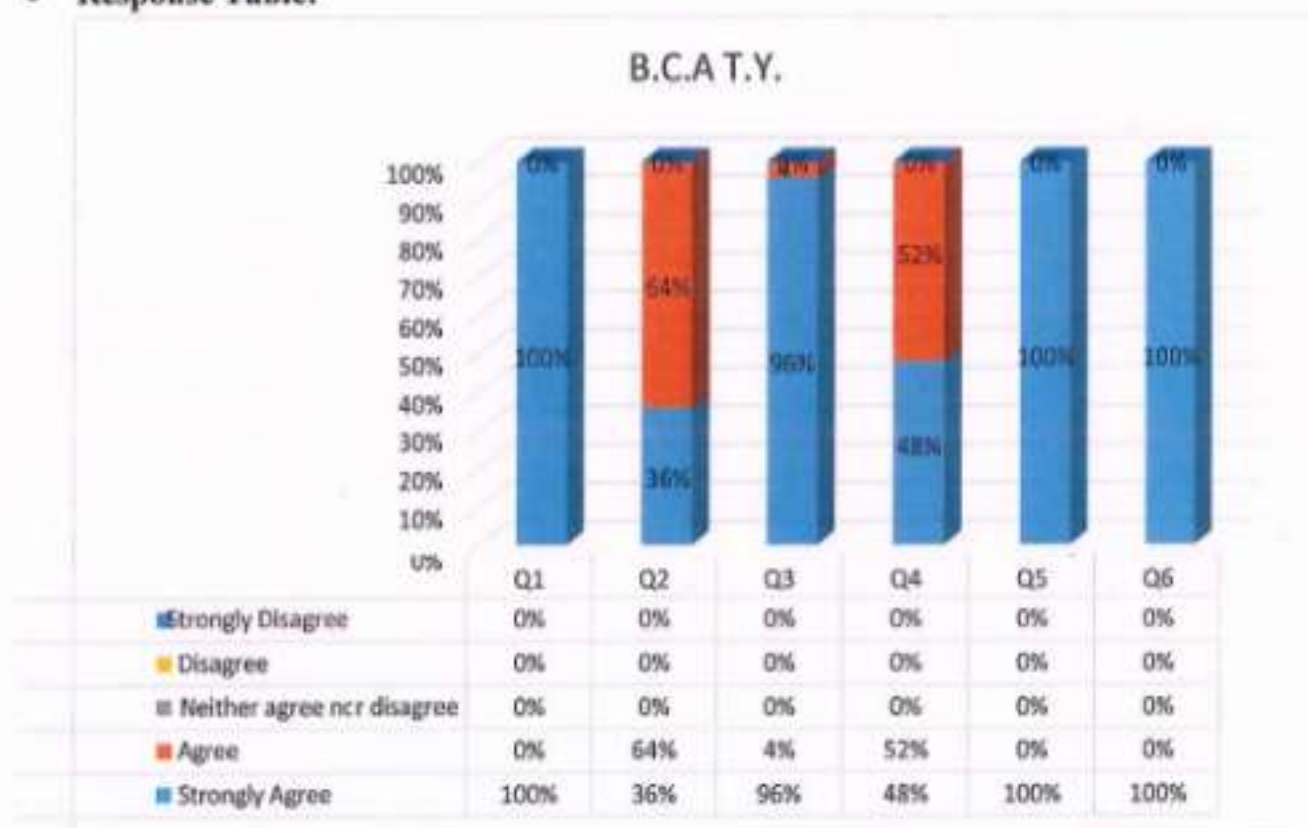


Courses	Division	Student Count
BCA III Year	A	25

• **Questionnaire:**

1. The Syllabus is suitable for the Course.
2. The Syllabus is need based.
3. Aims and objectives of the Syllabi are well defined and clear to the teachers and students
- 4 The Course/Syllabus has a good balance between theory and application.
5. The Course/Syllabus has made me interested in the subject area.
6. The Course/Program of studies carries a sufficient number of optional papers.

• **Response Table:**



Analysis:

The BCA TY students' responses on curriculum were collected and analyzed. 100% of the students agreed with each and every statement which was positively framed. The students were satisfied with each and every factor mentioned in the questionnaire. 100% of the students strongly agreed with the suitability of syllabus, interesting syllabus, and no. of optional papers.

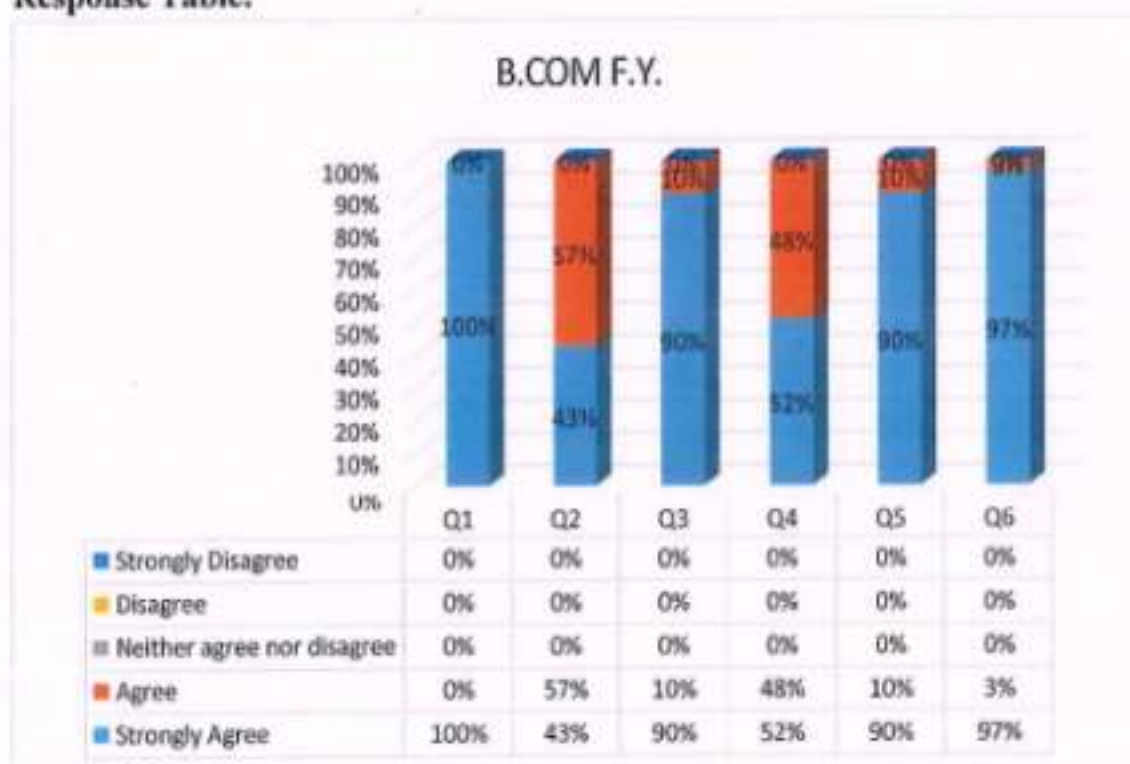


Courses	Division	Student Count
BCOM I Year	A, B, C, D, E	60

• **Questionnaire:**

1. The Syllabus is suitable for the Course.
2. The Syllabus is need based.
3. Aims and objectives of the Syllabi are well defined and clear to the teachers and students.
- 4 The Course/Syllabus has a good balance between theory and application.
5. The Course/Syllabus has made me interested in the subject area.
6. The Course/Program of studies carries a sufficient number of optional papers.

• **Response Table:**



Analysis:

The BCOM FY students' responses on curriculum were collected and analyzed. 100% of the students are satisfied with the need and suitability of the course, clarity of aims and objectives, theory and practical balance, interesting syllabus and sufficient no. of optional papers.

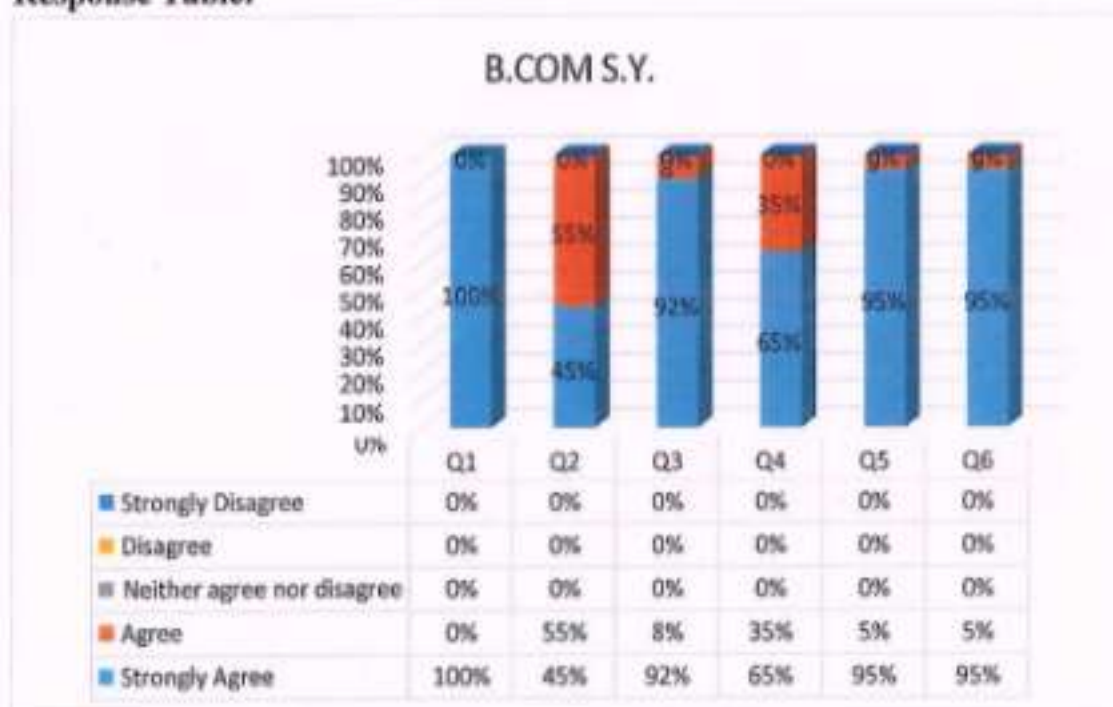


Courses	Division	Student Count
BCOM II Year	A, B, C, D, E	60

• **Questionnaire:**

1. The Syllabus is suitable for the Course.
2. The Syllabus is need based.
3. Aims and objectives of the Syllabi are well defined and clear to the teachers and students.
- 4 The Course/Syllabus has a good balance between theory and application.
5. The Course/Syllabus has made me interested in the subject area.
6. The Course/Program of studies carries a sufficient number of optional papers.

• **Response Table:**



Analysis:

The BCOM SY students' responses on curriculum were collected and analyzed. 100% of the students are satisfied with the need and suitability of the course, clarity of the aims and objectives, theory and practical balance, interesting syllabus, and sufficient no. of optional papers.

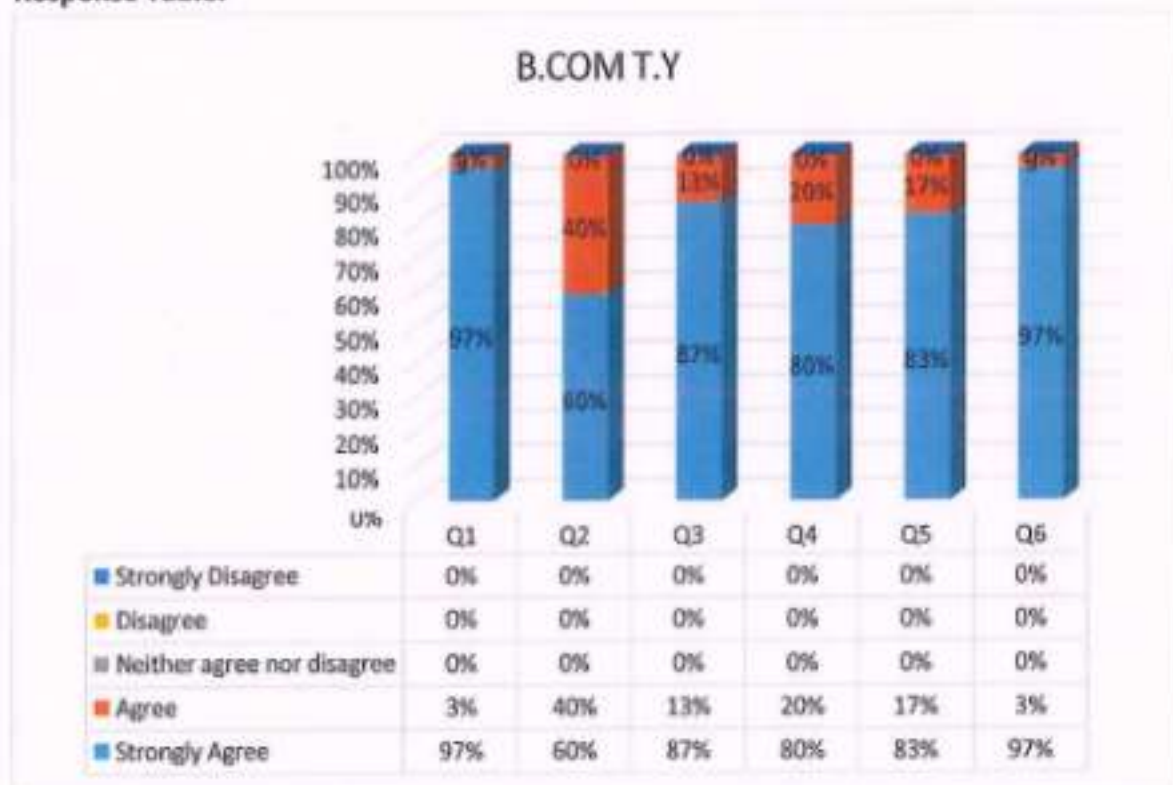


Courses	Division	Student Count
BCOM III Year	A, B, C, D, E	60

• **Questionnaire**

1. The Syllabus is suitable for the Course.
2. The Syllabus is need based.
3. Aims and objectives of the Syllabi are well defined and clear to the teachers and students.
- 4 The Course/Syllabus has a good balance between theory and application.
5. The Course/Syllabus has made me interested in the subject area.
6. The Course/Program of studies carries a sufficient number of optional papers.

• **Response Table:**



Analysis:

The BCOM TY students' responses on curriculum were collected and analyzed. 100% of the students are satisfied with the need and suitability of the course, clarity of aim and objective, theory and practical balance, interesting syllabus and sufficient no. of optional papers.

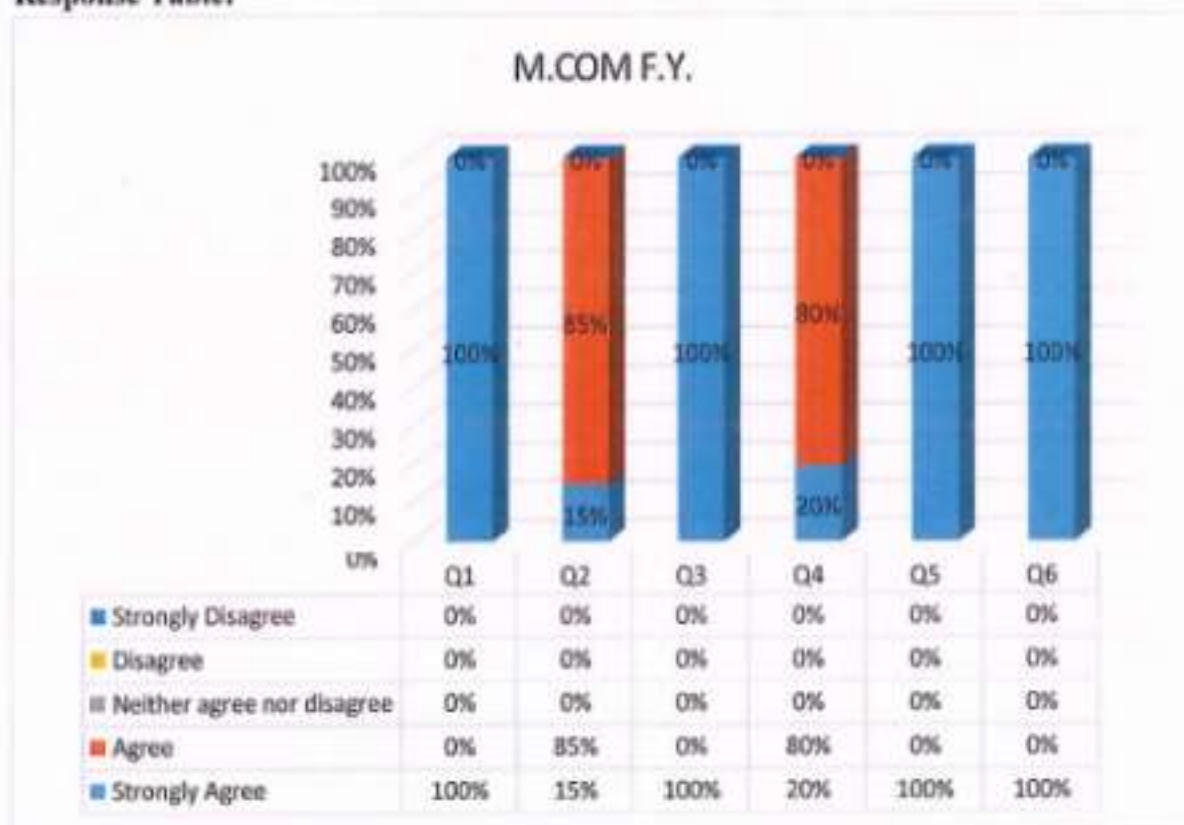


Courses	Division	Student Count
MCOM I Year	A, B	20

• **Questionnaire:**

1. The Syllabus is suitable for the Course.
2. The Syllabus is need based.
3. Aims and objectives of the Syllabi are well defined and clear to the teachers and students.
- 4 The Course/Syllabus has a good balance between theory and application.
5. The Course/Syllabus has made me interested in the subject area.
6. The Course/Program of studies carries a sufficient number of optional papers.

• **Response Table:**



Analysis:

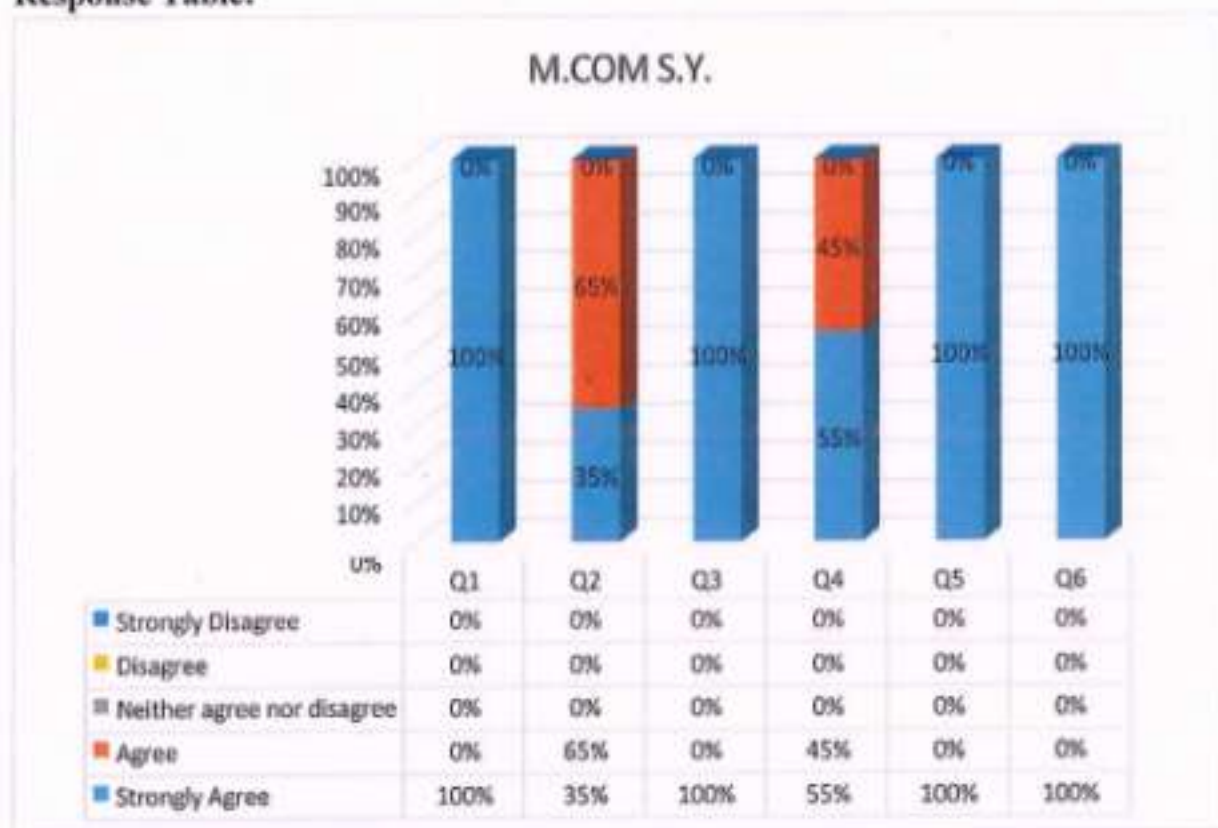
The MCOM FY students' responses on curriculum were collected and analyzed. There is an overall positive perception on each statement but 100% of the students strongly agreed with the factors like the suitability of the Syllabus, clarity of the aims and objectives of the Syllabus, balance between theory and application, and no. of sufficient optional papers.

Courses	Division	Student Count
MCOM II Year	A, B, C, D	20

• **Questionnaire:**

1. The Syllabus is suitable for the Course.
2. The Syllabus is need based.
3. Aims and objectives of the Syllabi are well defined and clear to the teachers and students.
- 4 The Course/Syllabus has a good balance between theory and application.
5. The Course/Syllabus has made me interested in the subject area.
6. The Course/Program of studies carries a sufficient number of optional papers.

• **Response Table:**



Analysis:

The MCOM SY students' responses on curriculum were collected and analyzed. 100% of the students are satisfied with the need and suitability of the course, clarity of aim and objective, theory and practical balance, interesting syllabus, and sufficient no. of optional papers.



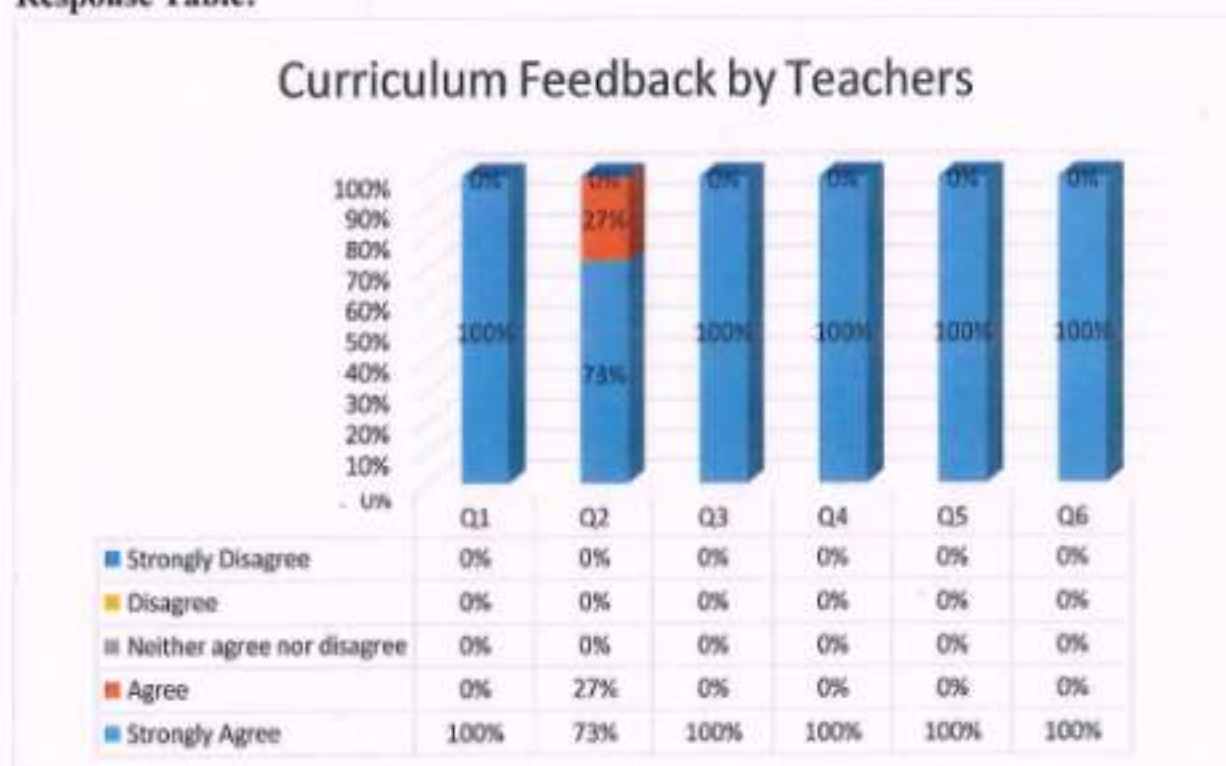
3) CURRICULUM FEEDBACK BY TEACHERS, PARENTS, ALUMNI.

Feedback By	Count
Teachers	22

- Questionnaire:**

1. The Syllabus is suitable for the Course.
2. The Syllabus is need based. (Career and Employment oriented)
3. Aims and objectives of the Syllabi are well defined and clear to the teachers and students.
- 4 The Course/Syllabus has a good balance between theory and application.
5. The Course/Syllabus has made me interested in the subject area.
6. The Course/Program of studies carries a sufficient number of optional papers.

- Response Table:**



Analysis:

Teachers' feedback is an important parameter for quality improvement of the curriculum and the quality of the student of institution. Teachers' feedback on curriculum is received and it is revealed from the above data that 100% of the teachers agreed with all the statements.

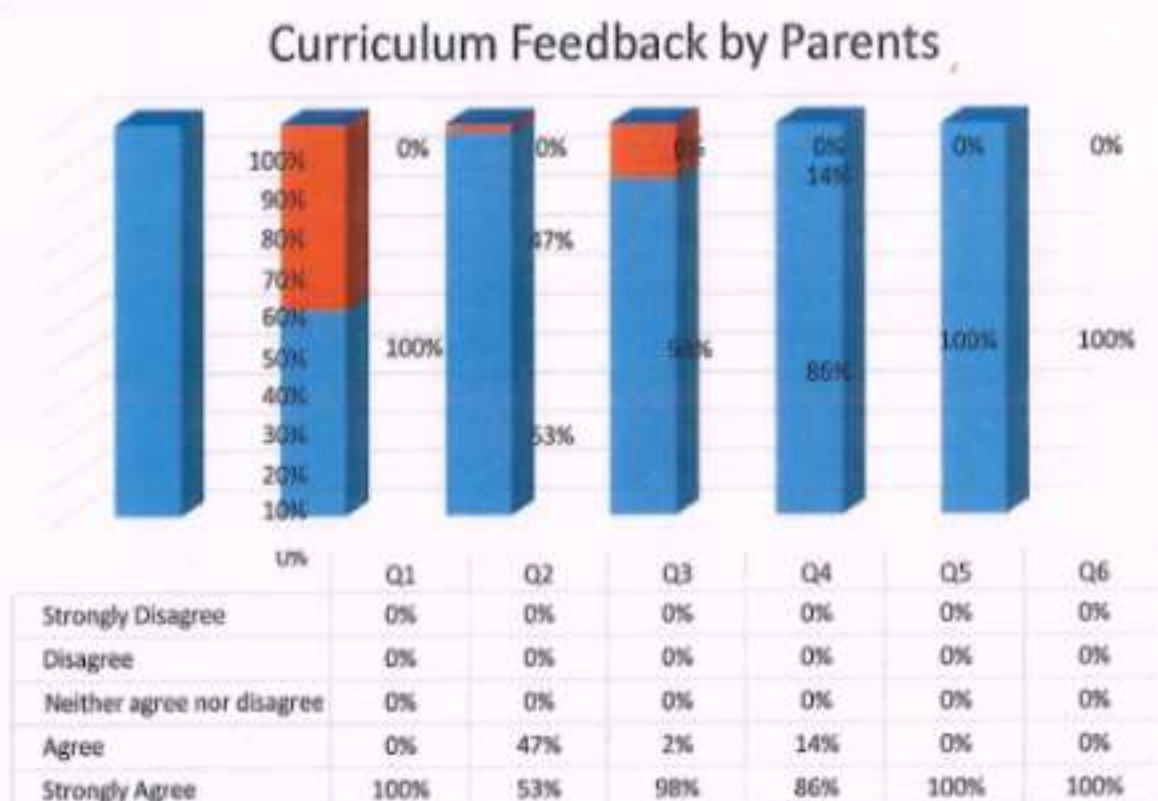


Feedback By	Count
Parents	51

Questionnaire:

1. The Syllabus is suitable for the Course.
2. The Syllabus is need based. (Career and Employment oriented)
3. Aims and objectives of the Syllabi are well defined and clear to the teachers and students.
- 4 The Course/Syllabus has a good balance between theory and application.
5. The Course/Syllabus has made me interested in the subject area.
6. The Course/Program of studies carries a sufficient number of optional papers.

Response Table:



Analysis:

Parent feedback is very important as parental involvement not only helps parents contribute positively to their ward's learning experience but also can be an indicator of the quality of curriculum quality. It is observed from the above table and graph that more than 100% of the parents are satisfied with the curriculum of the students.

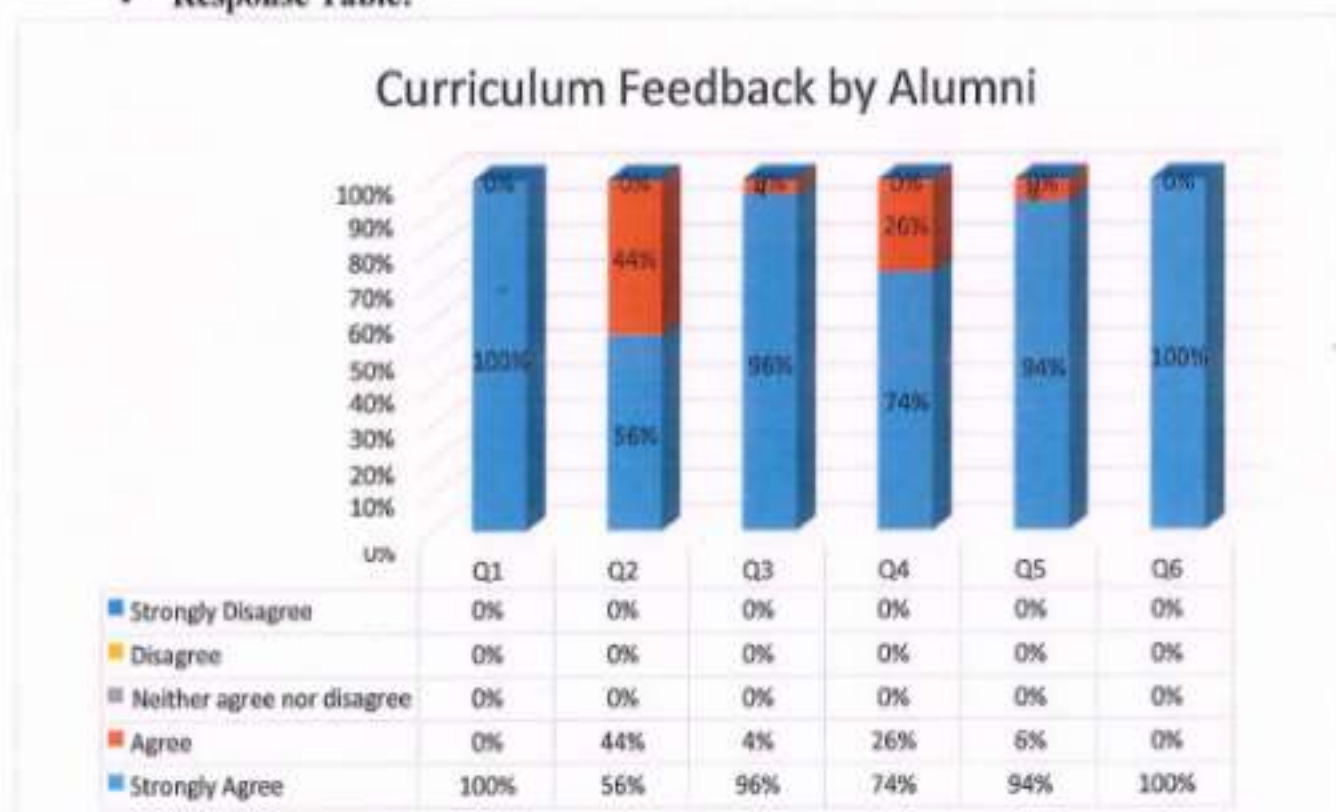


Feedback By	Count
Alumni	50

• **Questionnaire:**

1. The Syllabus is suitable for the course.
2. The Syllabus is need based. (Career and Employment oriented)
3. Aims and objectives of the Syllabi are well defined and clear to the teachers and students.
- 4 The Course/Syllabus has a good balance between theory and application.
5. The Course/Syllabus has made me interested in the subject area.
6. The Course/Program of studies carries a sufficient number of optional papers.

• **Response Table:**



Analysis:

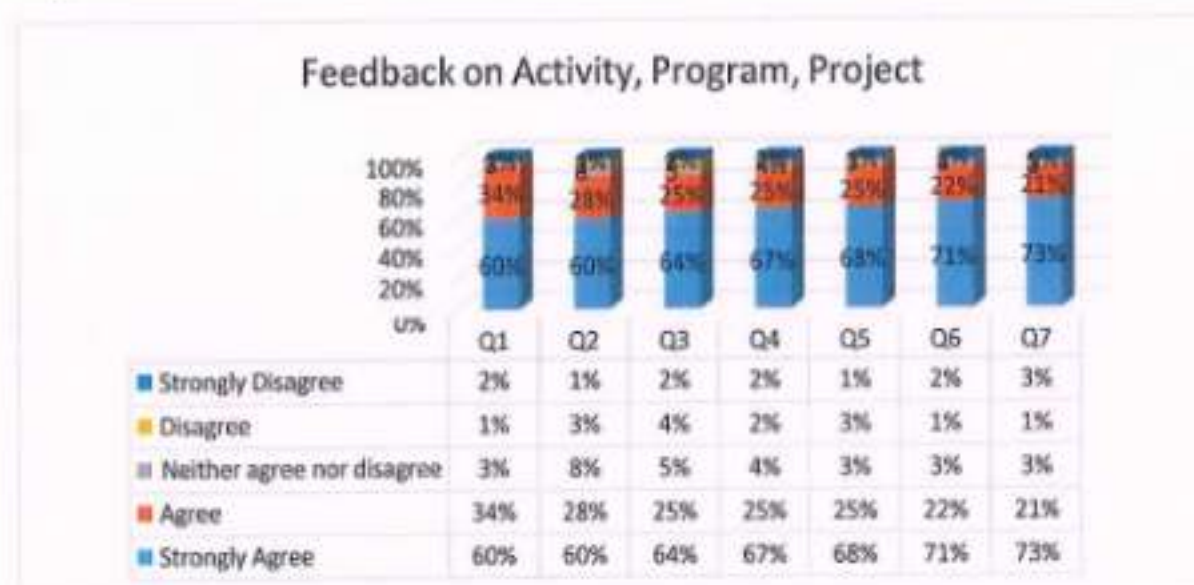
Feedback of the alumni is an essential component for analysis and improvement in the higher education academic culture. 100% of the alumni agreed with the positively framed statements. They found a good balance between practical and theory.

4) STUDENTS FEEDBACK ON ACTIVITY/PROGRAM/PROJECT

Questionnaire:

1. The activity/program/project is relevant.
2. The objectives of the activity/program/project are accomplished.
3. The activity/program/project is properly planned.
4. The activity/program/project is well administered.
5. The activity/program/project is creative and innovative.
6. The activity/program/project helped in the overall personality development.
7. The activity/program/project provided an opportunity for participation and contribution.

Response table:



Analysis:

Feedback survey for each activity each term is used to measure students' perceptions of the learning context. It assists in the identification of areas of strengths and areas needing improvement in the College activity/program/project offerings. It is revealed from the data that more than 91.85% of the students agreed with all the positively perceived statements. They observed that the activity/program/project is relevant, properly planned, well administered and innovative which helped students develop their personality. It is found from the graph that the students got an opportunity to participate and contribute to all the activities.



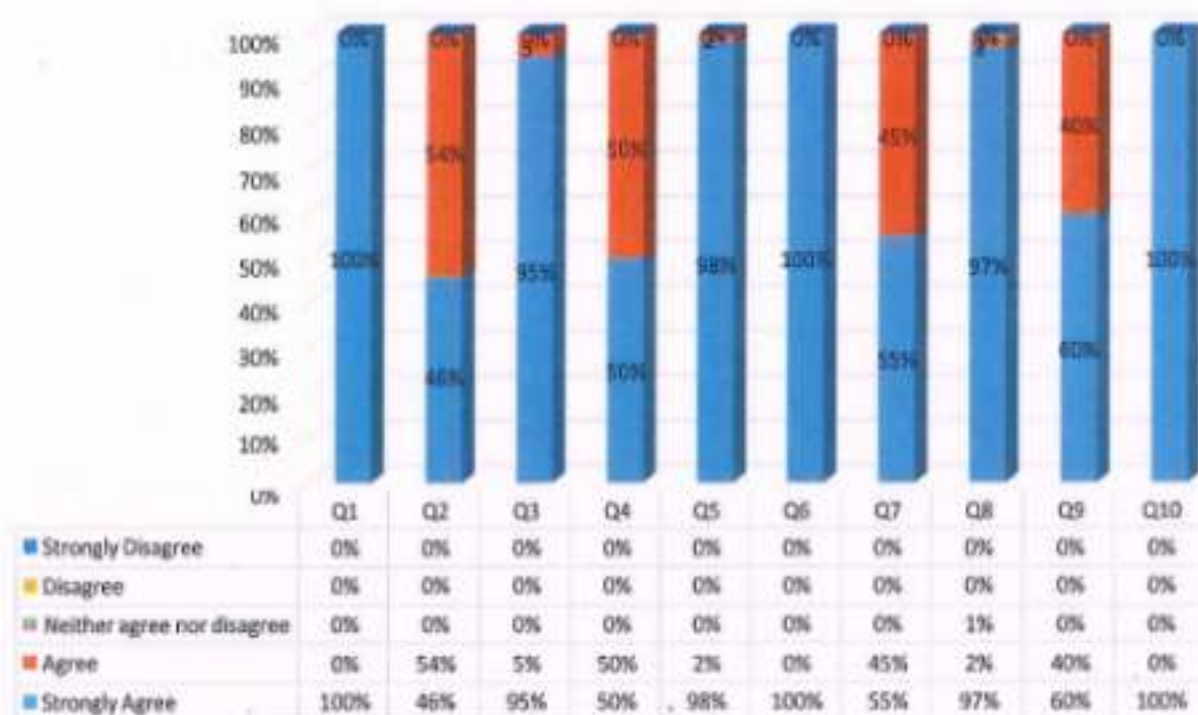
5)STUDENTS FEEDBACK ON INSTITUTIONAL PERFORMANCE

- **Questionnaire:**

1. The courses, optional subjects, and admission process are easy to understand.
2. The College has competent teachers, a learning environment, and fair and transparent evaluation methods.
3. College provides research training and extension opportunities for Studentsprogress.
4. The College infrastructure, resources and facilities are proper for education.
5. Various Co-curricular and Extra-curricular activities are undertaken - (NCC, NSS, Cultural, Music, Drama, Sports, etc.)
6. The College provides various scholarships, free-ships, concessions, and awards.
7. Students are involved in leadership opportunities, decision making throughstudent's council, clubs /committees, forums.
8. The administration and the College office is student-centric and helpful.
9. The students belonging to various sections and genders are given equal opportunities for academic growth and overall personality development.
10. The College has an environmentally friendly policy, grievance redressal, a n d value-based approach.



Student's Feedback of Institutional Performance



Analysis:

Feedback about the Institute is also taken from all the students once a year. This includes feedback about the facilities and the infrastructure of the institute. It is revealed from the above graph that students are satisfied with the all the aspects of institutional performance. 99.99% of the students agreed with the statement that the students belonging to various sections and genders are given equal opportunities for academic growth and overall personality development.



I/C Principal
SBES College of Arts & Commerce
Aurangabad.

Action Taken Report on Feedback 2017—2018

Sr. No.	Feedback	Need of Action	Action taken
1)	Curriculum Feedback of Students		
	BAFY	No action required	-
	BASY	No action required	-
	BATY	No action required in other aspects. Need to clear aims and objectives of the Syllabus to them.	This need of the students was discussed in the departmental meeting.
	BBAFY	No action required	-
	BBASY	No action required	-
	BBATY	No action required	-
	BCAFY	No action required	-
	BCASY	No action required	-
	BCATY	No action required	-
	BCOMFY	No action required.	-
	BCOMSY	No action required	-
	BCOMTY	No action required	-
	MCOM.FY	No action required	-
	MCOM.SY	No action required	-
2)	Curriculum Feedback by Teachers	No action required	-
3)	Curriculum Feedback by Parents	No action required	-
4)	Curriculum Feedback by Alumni	No action required	-
5)	Students Feedback on activity/project/program	No action required	-
6)	Students Feedback on Institutional Performance	No action required	-





SBES College of Arts and Commerce Aurangabad

Feedback Analysis Reports (2018-19)

Internal Quality Assurance Cell





I/C Principal
SBES College of Arts & Commerce
Aurangabad.

Contents

	Page No
1. Introduction	1
2. Curriculum Feedback by Students	2
3. Curriculum Feedback by Teachers, Parents, Alumni, Employer	17
4. Feedback on Activity, Program, Project	20
5. Student's Feedback of Institutional Performance Action Taken Report	21




I/C Principal
SBES College of Arts & Commerce
Aurangabad.

INTRODUCTION

SBES College of Arts and Commerce is situated in Aurangabad. It is affiliated with Dr. Babasaheb Ambedkar Marathwada University, Aurangabad, Maharashtra. The College offers various courses like BCOM, BA, BCA, and BBA at the Under Graduation level and MCOM at the Post-Graduation level. Presently, over 3044 students are studying in the College. The Internal Quality Assurance Cell (IQAC) of the College has continuously been working on quality improvement and the betterment of the student learning experiences. In order to analyze the lag areas of the College and scope for further improvement, feedback from various stakeholders has been received. This report focuses on the feedback of students on Syllabus and Teachers.

DATA COLLECTION AND ANALYSIS

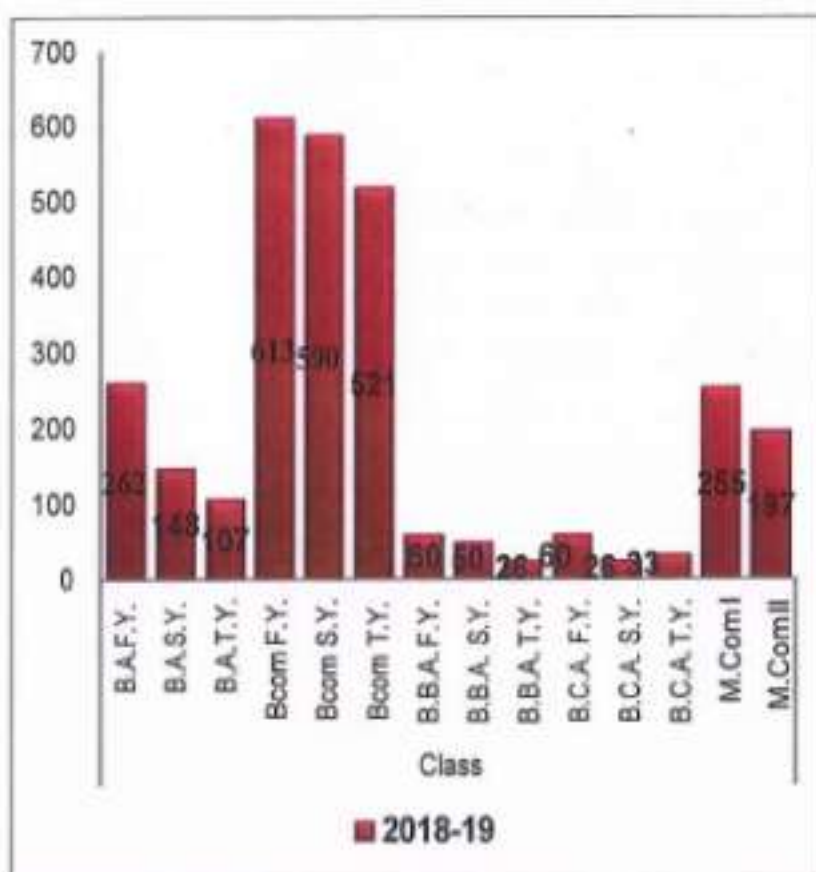
An effort was made to receive feedback from all the students of the College. For this purpose, Google forms were created and sent to the students. As many as 1144 responses have been received. In order to arrive at comprehensive results, useful statistical tools have been used. For the effective presentation of the data, various types of graphs have been used.

CLASS-WISE STUDENTS' STRENGTH 2019-2020

Year	Class	Student Strength
2020-21	BAFY	262
	BASY	148
	BATY	107
	BCom FY	613
	BCom SY	590
	BCom TY	521
	BBA FY	60
	BBA SY	50
	BBA TY	26
	BCA FY	60
	BCA SY	26
	BCA TY	33
	MCOM FY	255
	MCOM SY	197



TOTAL STRENGTH OF STUDENTS (CLASS-WISE)



FEEDBACK BY STUDENTS (CLASS-WISE)

To analyze the lag areas of the College and scope for further improvement, feedback from various stakeholders have been collected. This feedback was on the Syllabus and Teachers, Activity/Programs/Projects, and Institutional Performance.

1. Curriculum Feedback by Students
2. Curriculum Feedback by Teachers, Parents, Alumni, Employer
3. Teacher's Feedback by Students
4. Feedback on Activity, Program, Project
5. Student's Feedback of Institutional Performance

The College is affiliated with Dr. Babasaheb Ambedkar Marathwada University, Aurangabad. It follows the syllabus prescribed by the university. Curriculum feedback by the students was collected class-wise to know student's satisfaction towards the curriculum and learning. The feedback will be used for syllabus revision, restructuring of curriculum and quality improvement of the program. The following questionnaire is used to know the perception of students. In order to analyze the student responses on syllabus various questions were asked and a total of 795 responses were collected from the students.

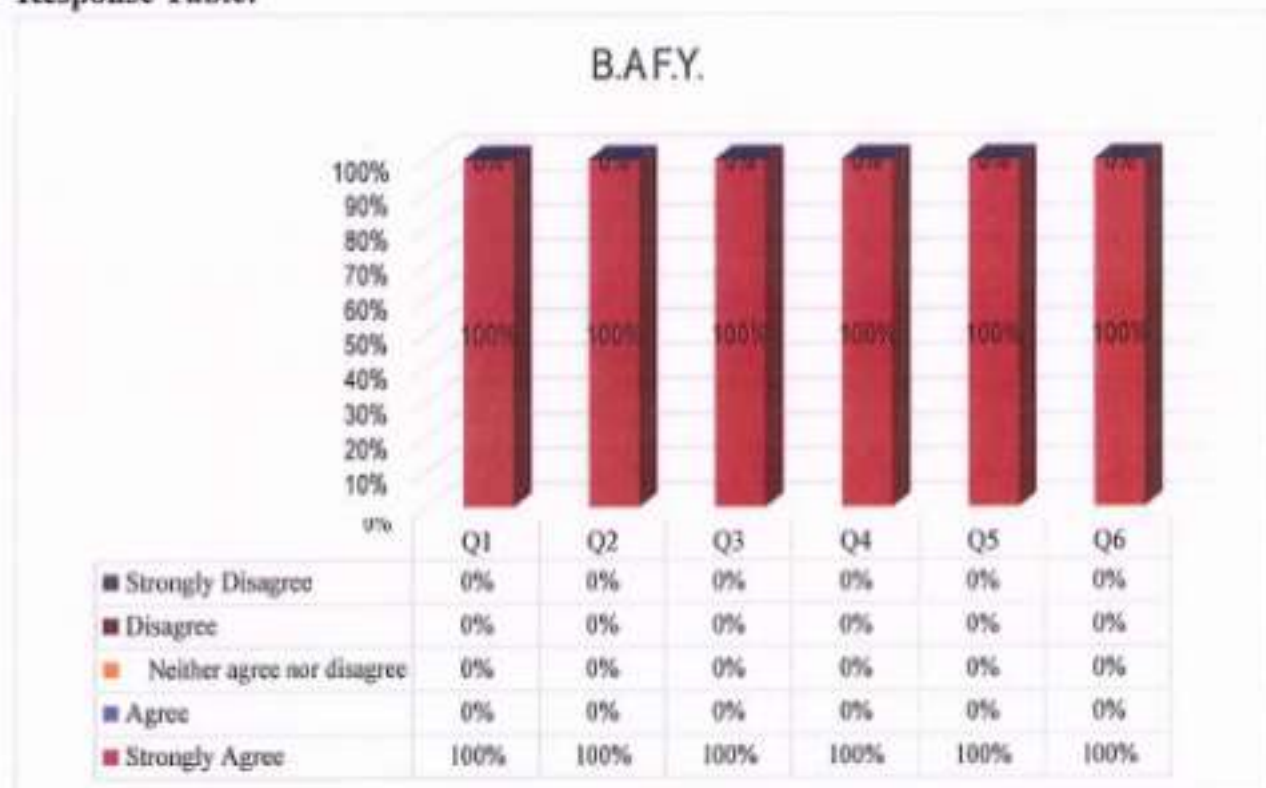


Courses	Division	Student Count
BA I Year	A, B, C, D	21

• **Questionnaire:**

1. The Syllabus is suitable for the Course.
2. The Syllabus is need-based.
3. Aims and Objectives of the Syllabi are well defined and clear to the teachers and students.
- 4 The Course/Syllabus has a good balance between theory and application.
5. The Course/Syllabus has made me interested in the subject area.
6. The Course/Program of studies carries a sufficient number of optional papers.

• **Response Table:**



Analysis:

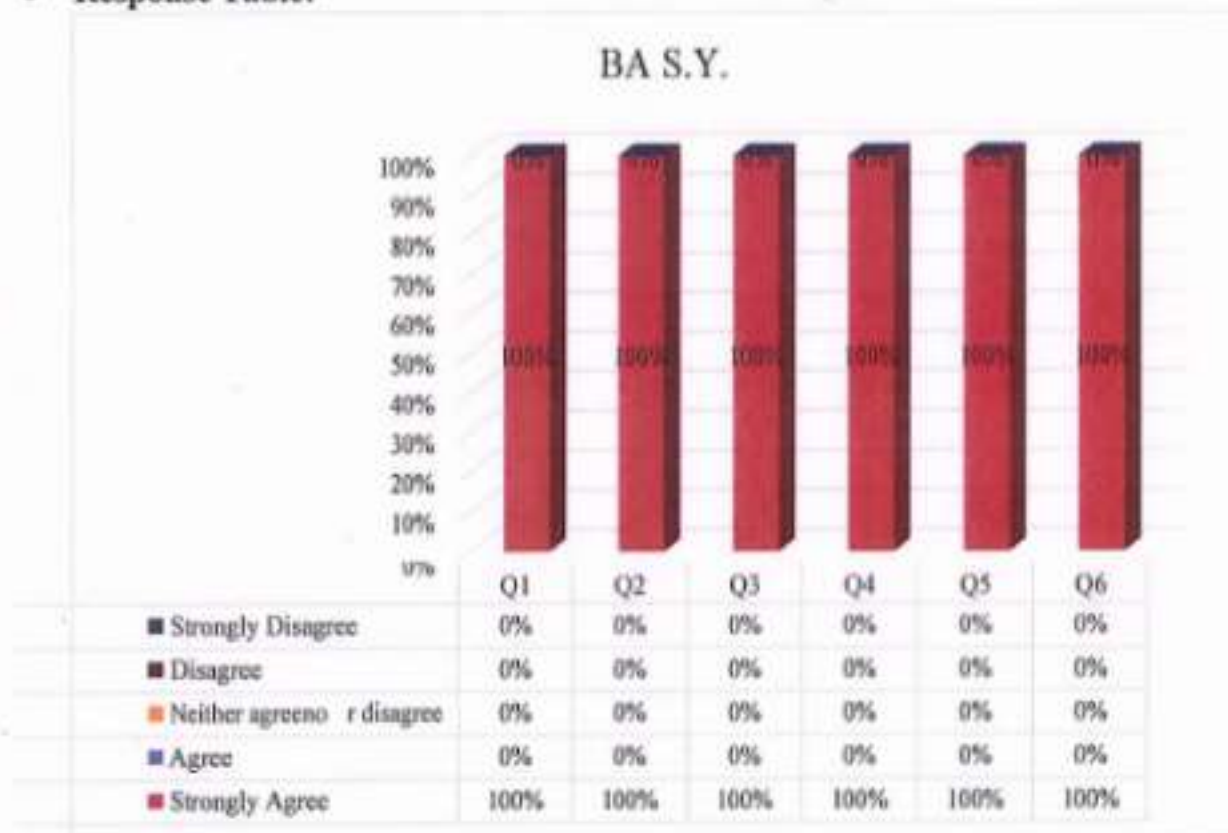
The BAFY students' responses on curriculum were collected and analyzed. Approximately 100% of the students agreed with all the statements. It reveals that there is total satisfaction of BAFY students regarding the Course/Syllabus.

Courses	Division	Student Count
BA II Year	A, B, C	14

• **Questionnaire:**

1. The Syllabus is suitable for the Course.
2. The Syllabus is need-based.
3. Aims and Objectives of the Syllabi are well defined and clear to the teachers and students.
- 4 The Course/Syllabus has a good balance between theory and application.
5. The Course/Syllabus has made me interested in the subject area.
6. The Course/Program of studies carries a sufficient number of optional papers.

• **Response Table:**



Analysis:

The BASY students' responses to curriculum were collected and analyzed. A total of 100% of the students agreed with all the statements which are positively framed. Not a single student was dissatisfied with any of the above factors.

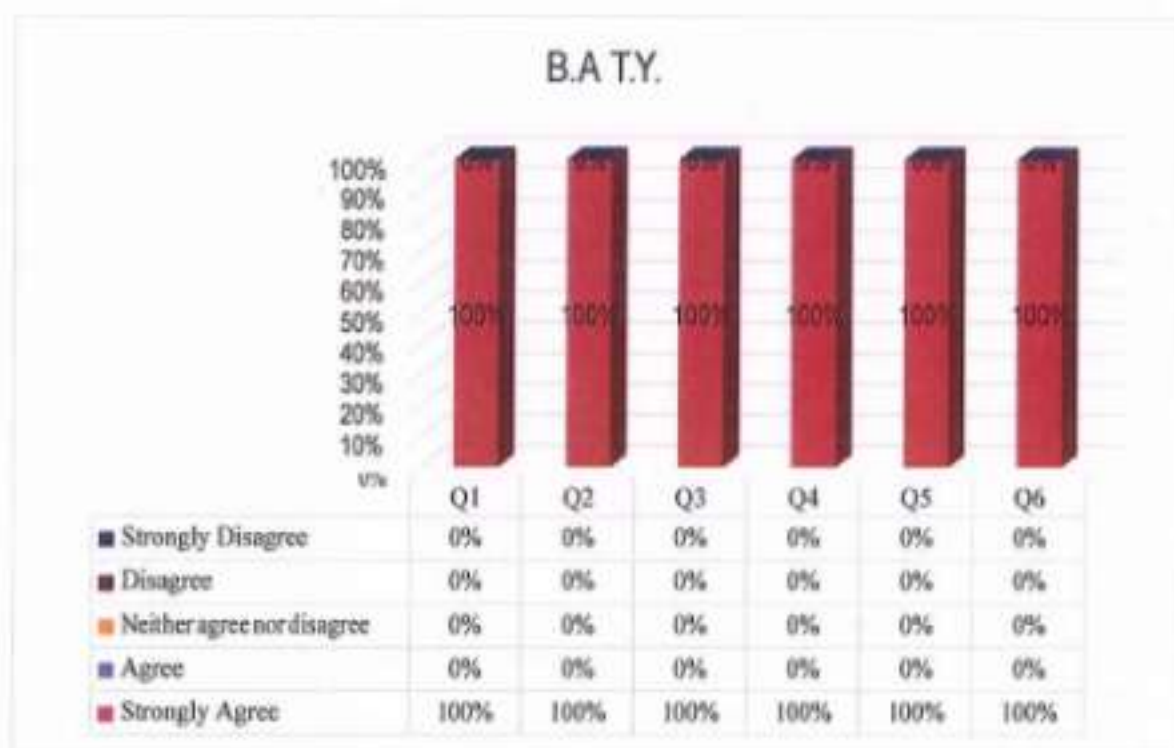


Courses	Division	Student Count
BA III Year	A, B	41

• **Questionnaire**

1. The Syllabus is suitable for the Course.
2. The Syllabus is need-based.
3. Aims and Objectives of the Syllabi are well defined and clear to the teachers and students.
- 4 The Course/Syllabus has a good balance between theory and application.
5. The Course/Syllabus has made me interested in the subject area.
6. The Course/Program of studies carries a sufficient number of optional papers.


□ **Response Table:**



Analysis:

The BATY students' responses on curriculum were collected and analyzed. A total of 100% of students agreed with all the statements which are positively framed. No one was dissatisfied with any of the factors considered here.



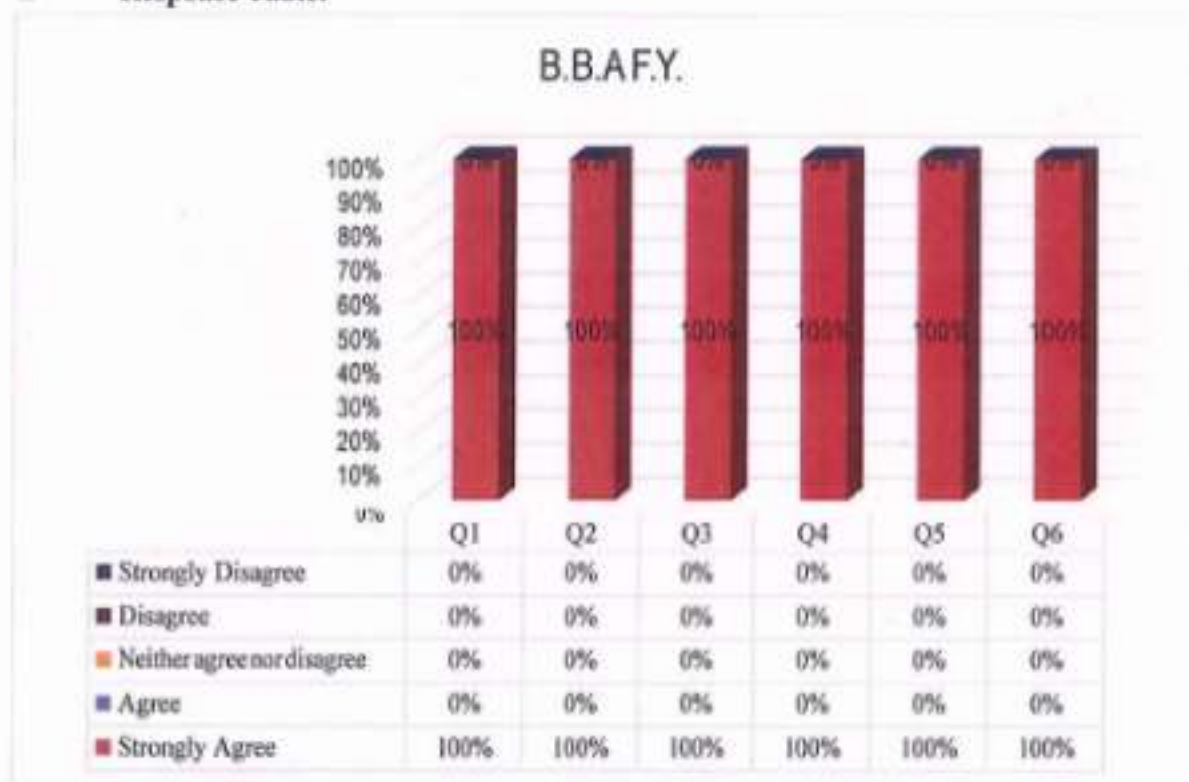

I/C Principal
SBES College of Arts & Commerce
Aurangabad.

Courses	Division	Student Count
B.BA I Year	A	10

• **Questionnaire:**

1. The syllabus is suitable for the Course.
2. The syllabus is need-based.
3. Aims and objectives of the Syllabi are well defined and clear to the teachers and students.
- 4 The Course/Syllabus has a good balance between theory and application.
5. The Course/Syllabus has made me interested in the subject area.
6. The Course/Program of studies carries a sufficient number of optional papers.

□ **Response Table:**



Analysis:

The BBA FY students' responses on curriculum were collected and analyzed. The entire students agreed with all the statements which are positively framed. The above graph reveals the overall satisfaction of BBA FY with the syllabus.

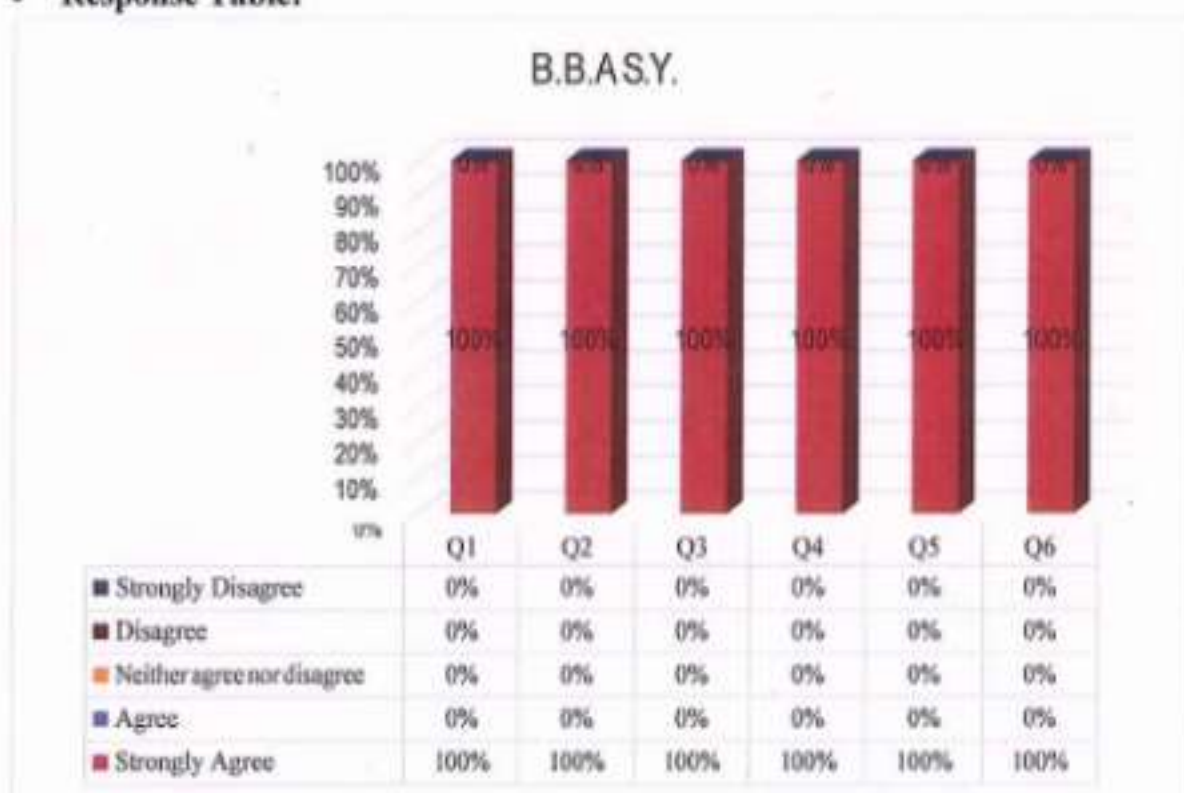


Courses	Division	Student Count
BBA II Year	A	13

• **Questionnaire:**

1. The Syllabus is suitable for the Course.
2. The Syllabus is need-based.
3. Aims and Objectives of the Syllabi are well defined and clear to the teachers and students.
- 4 The Course/Syllabus has a good balance between theory and application.
5. The Course/Syllabus has made me interested in the subject area.
6. The Course/Program of studies carries a sufficient number of optional papers.

• **Response Table:**



Analysis:

The BBA SY students' responses on curriculum were collected and analyzed. It can be observed from the above graph that all the students are satisfied with all the aspects of the syllabus. A total of 100% of the students are satisfied with all the factors considered here.

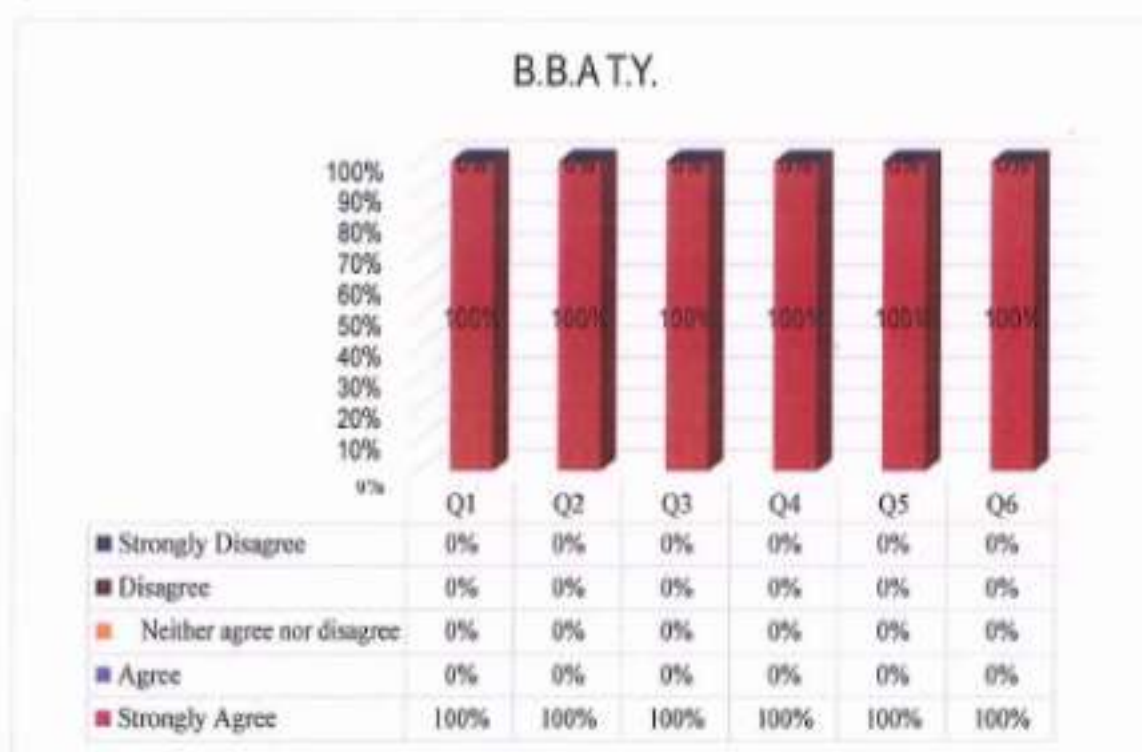


Courses	Division	Student Count
B.BA III Year	A	17

• **Questionnaire:**

1. The syllabus is suitable for the Course.
2. The syllabus is need-based.
3. Aims and objectives of the Syllabi are well defined and clear to the teachers and students.
- 4 The Course/Syllabus has a good balance between theory and application.
5. The Course/Syllabus has made me interested in the subject area.
6. The Course/Program of studies carries a sufficient number of optional papers.


• **Response Table:**



Analysis:

The BBA TY students' responses on curriculum were collected and analyzed. All the students agreed with each factor which is considered in the questionnaire. Need-based syllabus, suitability of the syllabus, balance between theory and application, and all the other factors were perceived positively by the students.

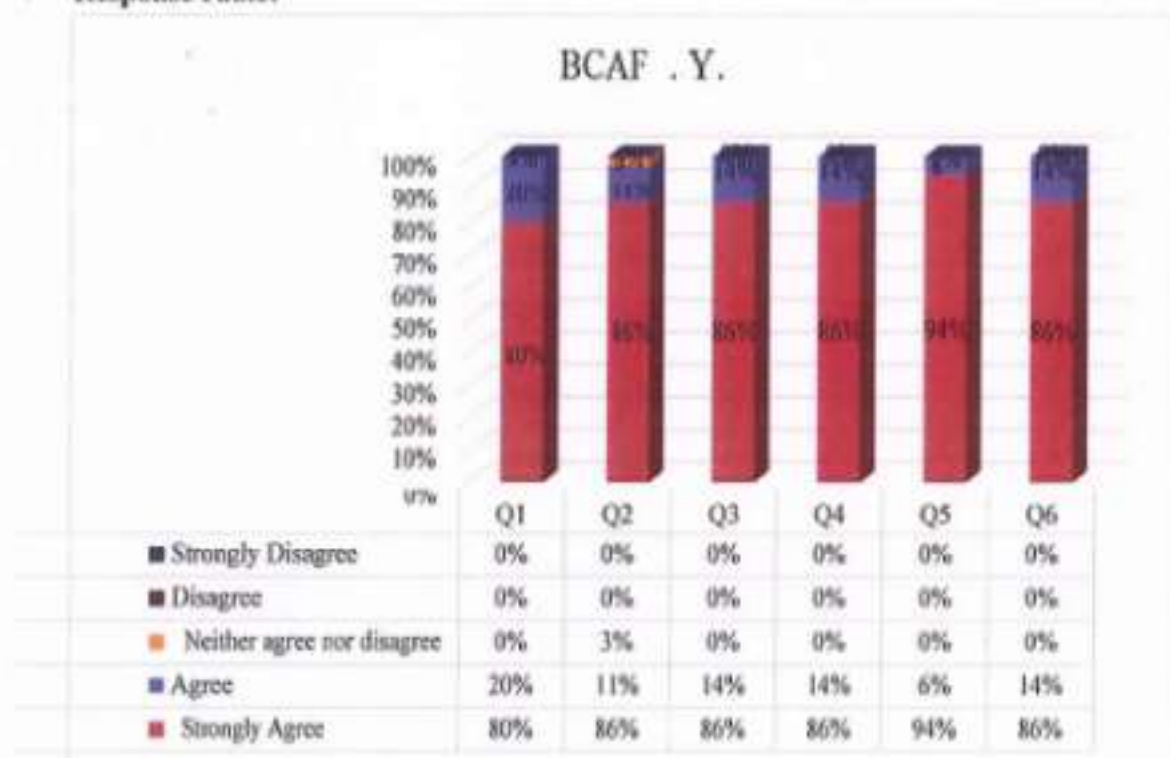



I/C Principal
SBES College of Arts & Commerce
Aurangabad.

Courses	Division	Student Count
BCA I Year	A	14

1. The Syllabus is suitable for the Course.
2. The Syllabus is need-based.
3. Aims and Objectives of the Syllabi are well defined and clear to the teachers and students.
- 4 The Course/Syllabus has a good balance between theory and application.
5. The Course/Syllabus has made me interested in the subject area.
6. The Course/Program of studies carries a sufficient number of optional papers.

• **Response Table:**




Analysis:

The BCAFY students' responses on curriculum were collected and analyzed.

A total of 99.50% of the students strongly agreed with all the statements while 15% of the students agreed with the statement. It shows the overall satisfaction of the students regarding the syllabus.

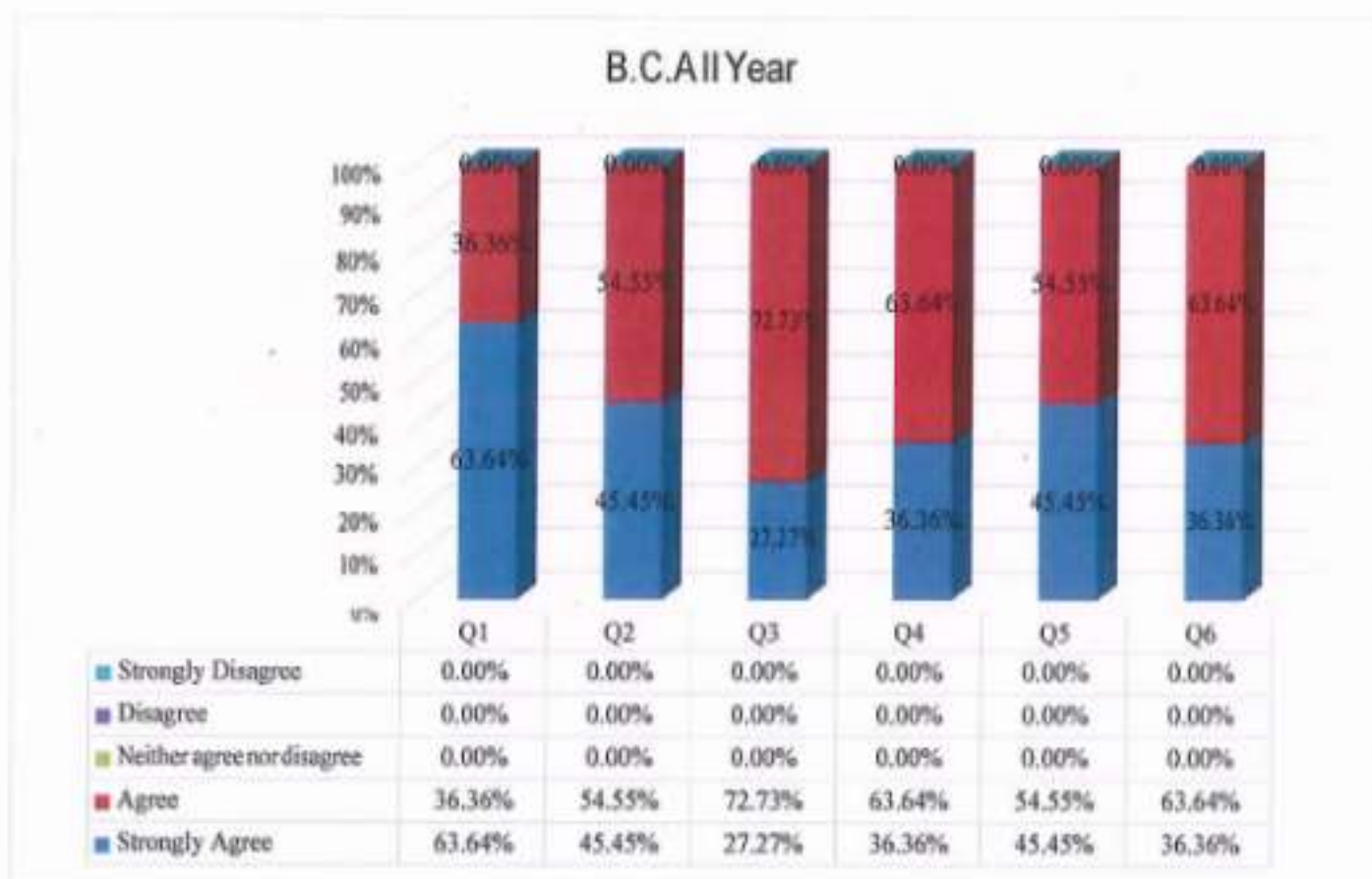



I/C Principal
SBES College of Arts & Commerce
Aurangabad.

Courses	Division	Student Count
BCA II Year	A	11

1. The Syllabus is suitable for the Course.
2. The Syllabus is need-based.
3. Aims and Objectives of the Syllabi are well defined and clear to the teachers and students.
- 4 The Course/Syllabus has a good balance between theory and application.
5. The Course/Syllabus has made me interested in the subject area.
6. The Course/Program of studies carries a sufficient number of optional papers.

□ **Response Table:**



Analysis:

The BCASY students' responses on curriculum were collected and analyzed. All the students agreed with each statement on curriculum feedback. There is overall satisfaction with all the statements. Not a single statement is disagreed here.

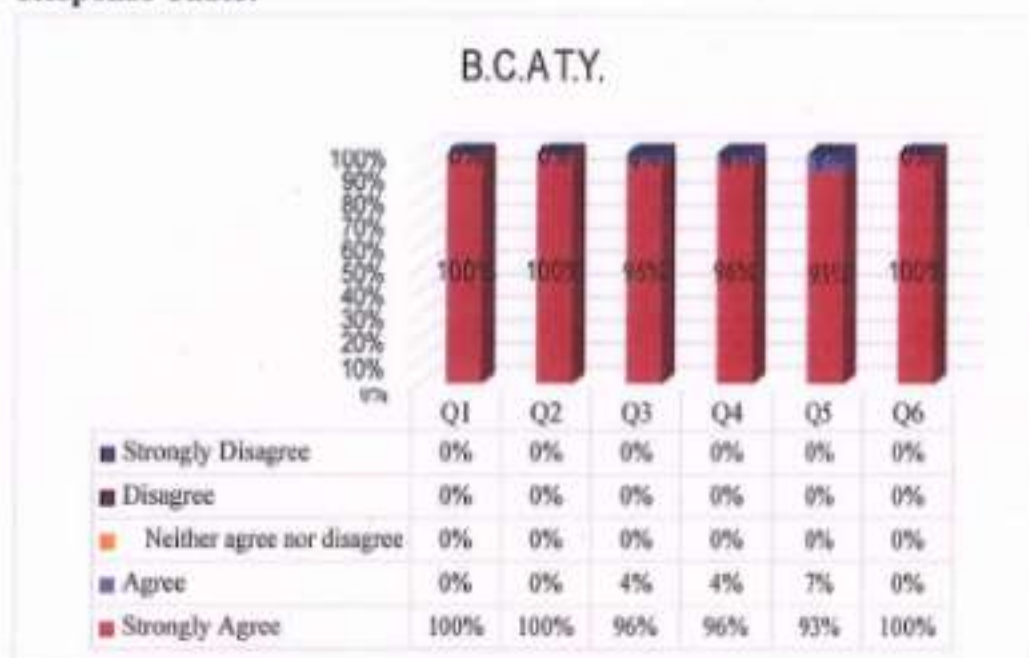


Courses	Division	Student Count
BCA III Year	A	27

□ **Questionnaire**

1. The Syllabus is suitable for the Course.
2. The Syllabus is need-based.
3. Aims and Objectives of the Syllabi are well defined and clear to the teachers and students.
- 4 The Course/Syllabus has a good balance between theory and application.
5. The Course/Syllabus has made me interested in the subject area.
6. The Course/Program of studies carries a sufficient number of optional papers.


□ **Response Table:**



Analysis:

The BCA TY students' responses on curriculum were collected and analyzed. 100% of the students agreed with all the statements which were positively framed. Students are satisfied with each and every factor mentioned in the questionnaire.

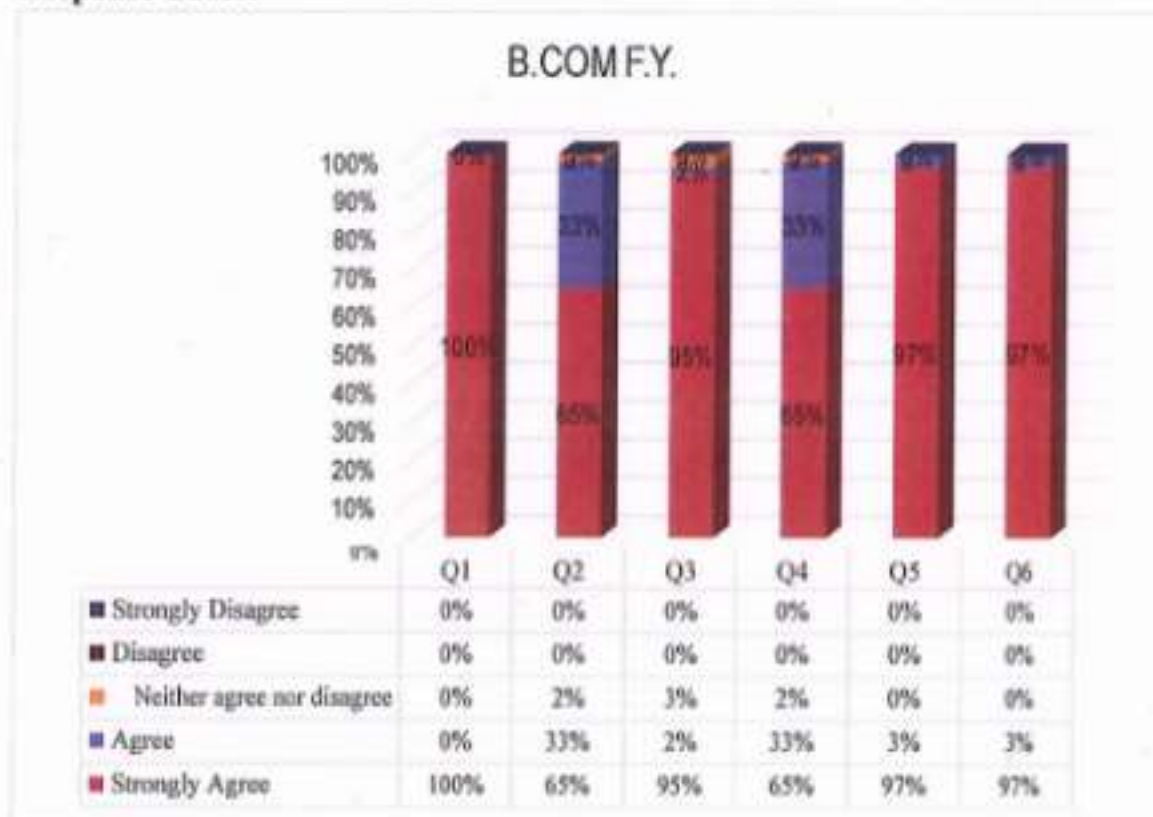



I/C Principal
SBES College of Arts & Commerce
Aurangabad.

Courses	Division	Student Count
BCOM I Year	A, B, C, D, E	211

1. The Syllabus is suitable for the Course.
2. The Syllabus is need-based.
3. Aims and Objectives of the Syllabi are well defined and clear to the teachers and students.
- 4 The Course/Syllabus has a good balance between theory and application.
5. The Course/Syllabus has made me interested in the subject area.
6. The Course/Program of studies carries a sufficient number of optional papers.


Response Table:



Analysis:

The BCOM FY students' response on curriculum was collected and analyzed. 100% of the students are satisfied with the need and suitability of the course, clarity of aim and objective, theory and practical balance, interesting syllabus, and sufficient no. of optional papers.

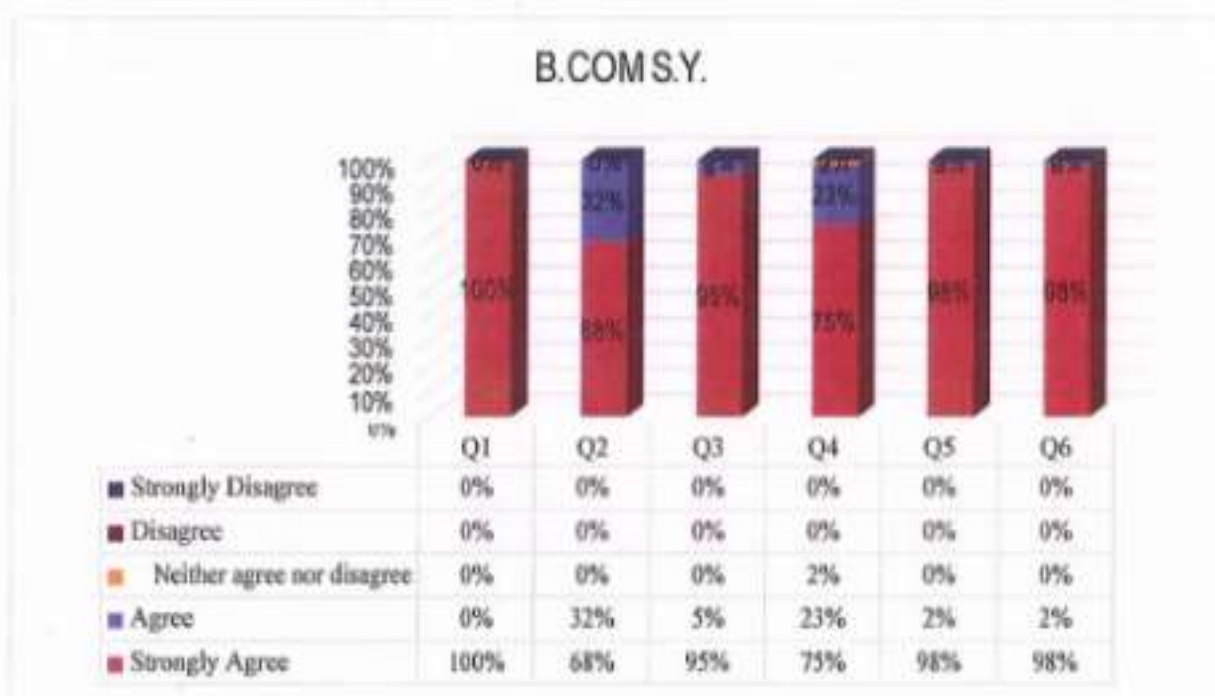



I/C Principal
SBES College of Arts & Commerce
Aurangabad.

Courses	Division	Student Count
BCOM II Year	A, B, C, D, E	67

1. The Syllabus is suitable for the Course.
2. The Syllabus is need-based.
3. Aims and Objectives of the Syllabi are well defined and clear to the teachers and students.
- 4 The Course/Syllabus has a good balance between theory and application.
5. The Course/Syllabus has made me interested in the subject area.
6. The Course/Program of studies carries a sufficient number of optional papers.


□ Response Table:



Analysis:

The BCOM SY students' response to curriculum was collected and analyzed. 100% of the students are satisfied with the need and suitability of the course, clarity of aim and objective, theory and practical balance, interesting syllabus, and sufficient no. of optional papers.

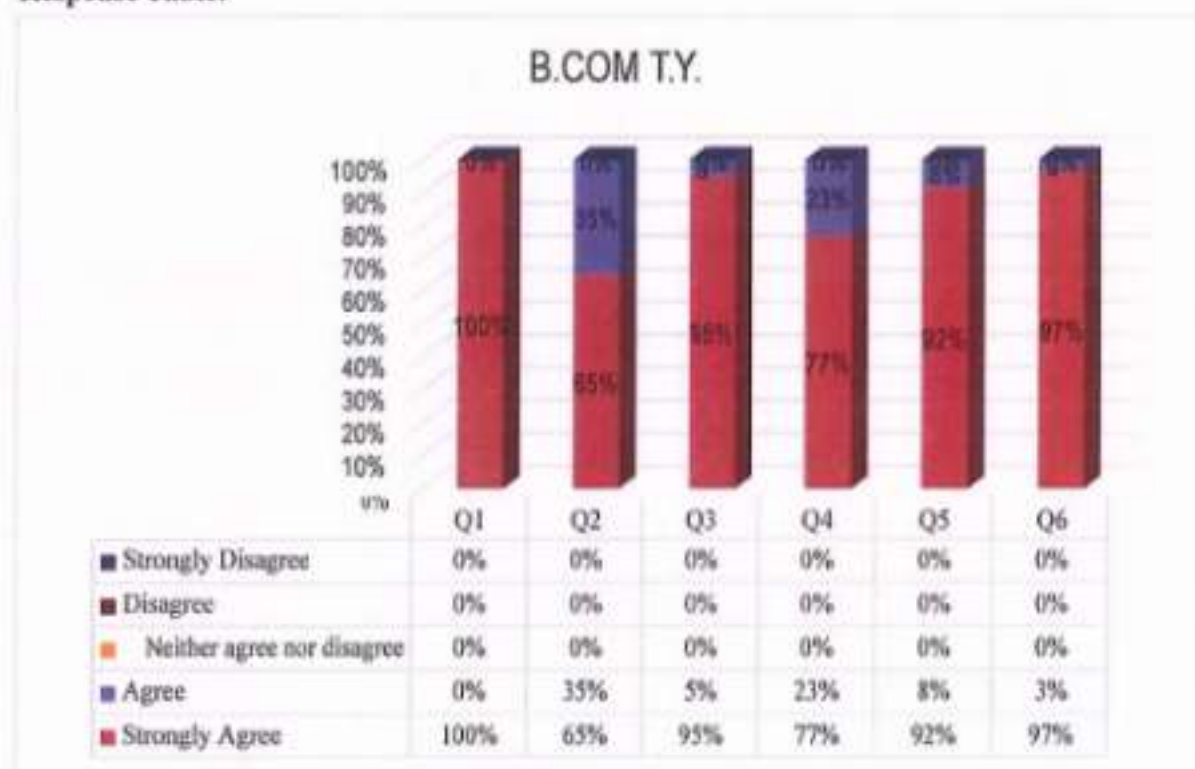



 I/C Principal
 SBES College of Arts & Commerce
 Aurangabad.

Courses	Division	Student Count
BCOM III Year	A, B, C, D, E	218

1. The Syllabus is suitable for the Course.
2. The Syllabus is need-based.
3. Aims and Objectives of the Syllabi are well defined and clear to the teachers and students.
- 4 The Course/Syllabus has a good balance between theory and application.
5. The Course/Syllabus has made me interested in the subject area.
6. The Course/Program of studies carries a sufficient number of optional papers.


□ Response Table:



Analysis:

The BCOM TY students' response on curriculum was collected and analyzed. 100% of the students are satisfied with the need and suitability of the course, clarity of aim and objective, balance of theory and practical, interesting syllabus, and sufficient no. of optional papers.





 I/C Principal
 SBES College of Arts & Commerce
 Aurangabad.

Courses	Division	Student Count
MCOM I Year	A, B	35

1. The Syllabus is suitable for the Course.
2. The Syllabus is need-based.
3. Aims and Objectives of the Syllabi are well defined and clear to the teachers and students.
- 4 The Course/Syllabus has a good balance between theory and application.
5. The Course/Syllabus has made me interested in the subject area.
6. The Course/Program of studies carries a sufficient number of optional papers.


□ **Response Table:**



Analysis:

The MCOM FY students' response to curriculum was collected and analyzed. 100% of the students are satisfied with the need and suitability of the course, clarity of aim and objective, theory and practical balance, interesting syllabus, and sufficient no. of optional papers.

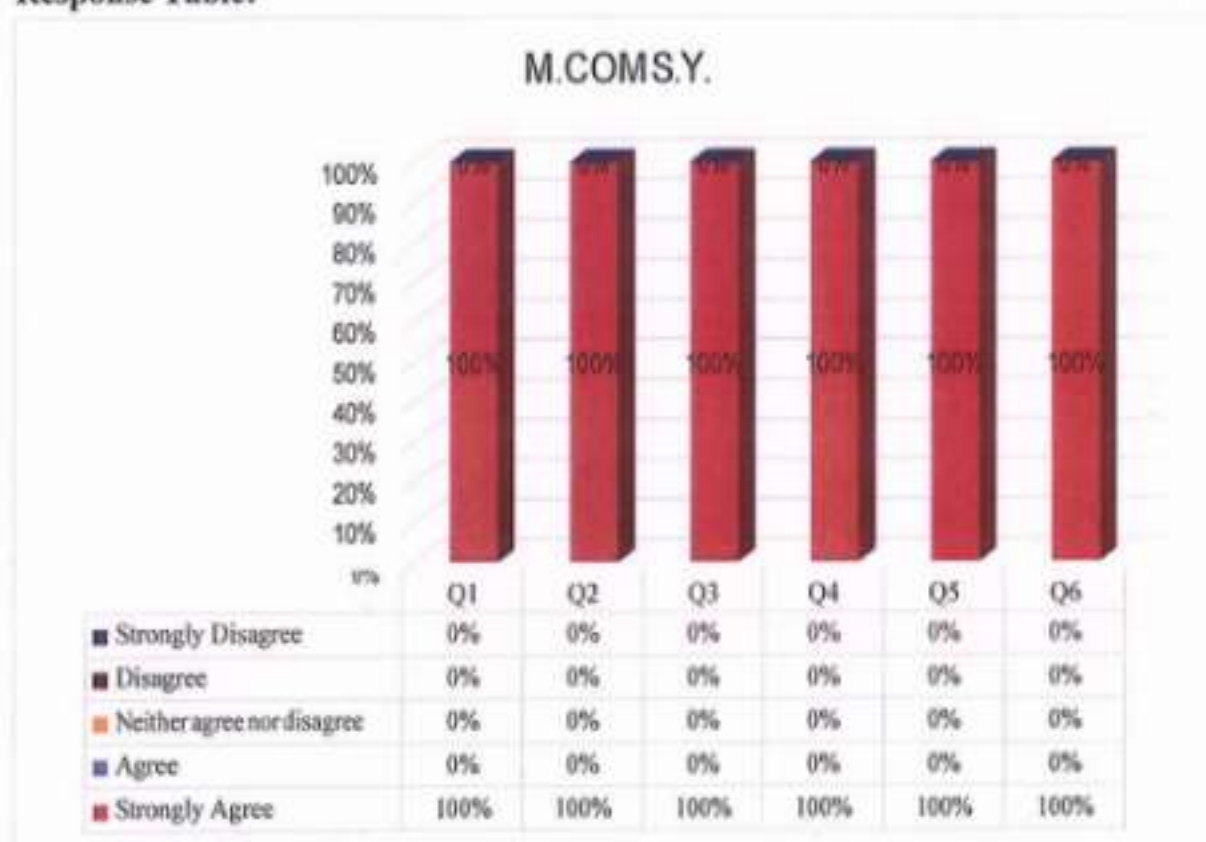



I/C Principal
SBES College of Arts & Commerce
Aurangabad.

Courses	Division	Student Count
MCOM II Year	A, B, C, D	40

1. The Syllabus is suitable for the Course.
2. The Syllabus is need-based.
3. Aims and Objectives of the Syllabi are well defined and clear to the teachers and students.
- 4 The Course/Syllabus has a good balance between theory and application.
5. The Course/Syllabus has made me interested in the subject area.
6. The Course/Program of studies carries a sufficient number of optional papers.


□ **Response Table:**



Analysis:

The MCOM SY students' response to the curriculum was collected and analyzed. 100% of the students are satisfied with the need and suitability of the course, clarity of aim and objective, theory and practical balance, interesting syllabus, and sufficient no. of optional papers.




I/C Principal
SBES College of Arts & Commerce
Aurangabad.

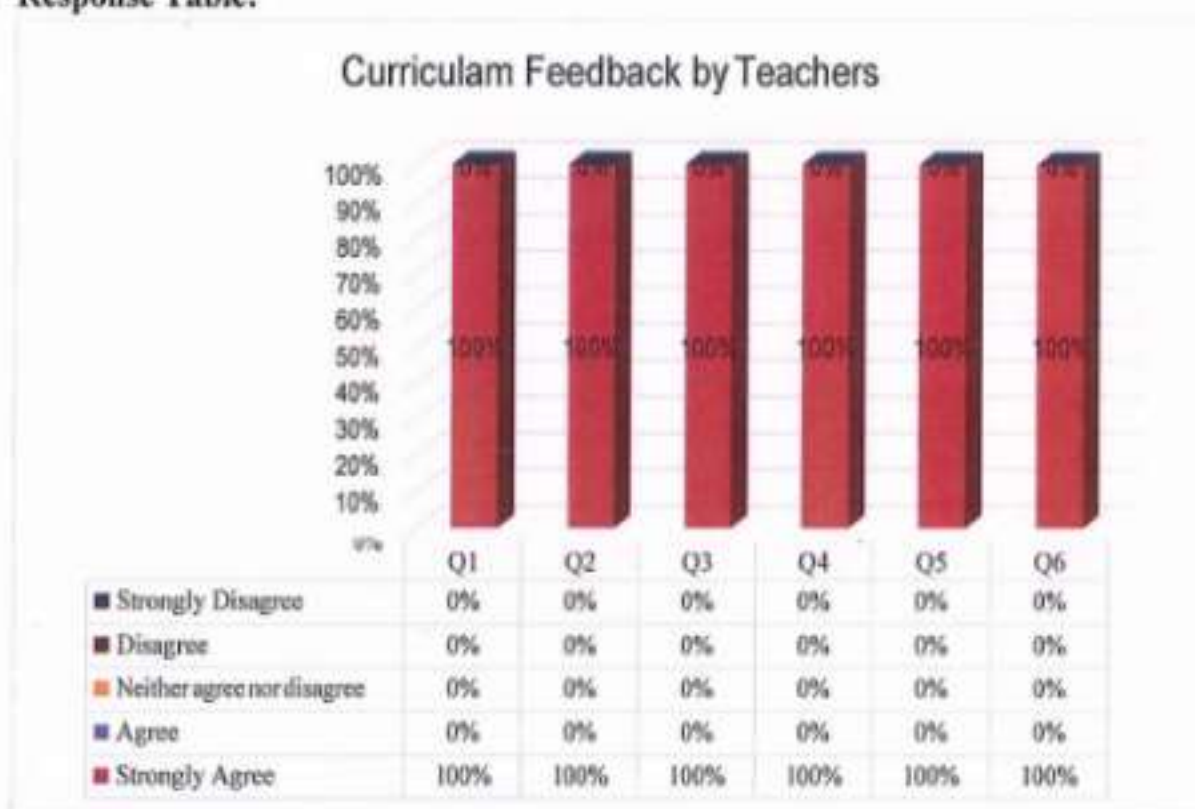
3) CURRICULUM FEEDBACK BY TEACHERS, PARENTS, ALUMNI

Feedback By	Count
Teachers	21

□ Questionnaire

1. The Syllabus is suitable for the Course.
2. The Syllabus is need-based. (Career and Employment oriented)
3. Aims and Objectives of the Syllabi are well defined and clear to the teachers and students.
- 4 The Course/Syllabus has a good balance between theory and application.
5. The Course/Syllabus has made me interested in the subject area.
6. The Course/Program of studies carries a sufficient number of optional papers.

□ Response Table:



Analysis:

Teachers' feedback is an important parameter for quality improvement of the curriculum and the quality of the student of institution. Teachers' feedback on curriculum is received and it is revealed from the above data that 100% of the teachers agreed with all the statements.

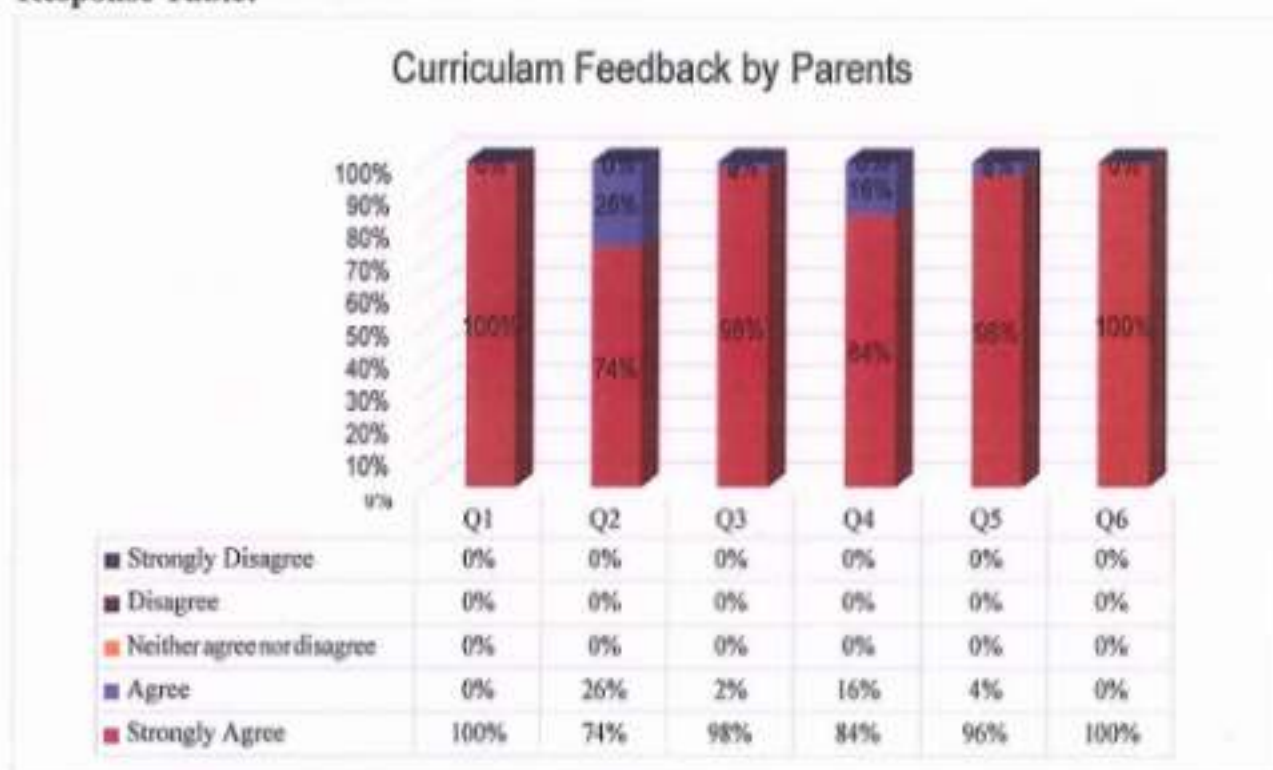


Feedback By	Count
Parents	33

☐ **Questionnaire**

1. The Syllabus is suitable for the Course.
2. The Syllabus is need-based. (Career and Employment oriented)
3. Aims and Objectives of the Syllabi are well defined and clear to the teachers and students.
- 4 The Course/Syllabus has a good balance between theory and application.
5. The Course/Syllabus has made me interested in the subject area.
6. The Course/Program of studies carries a sufficient number of optional papers.

☐ **Response Table:**




☐

Analysis:

Parent feedback is very important as parental involvement not only helps parents contribute positively to their wards learning experience but also can be an indicator of the quality of curriculum quality. It is observed from the above table and graph that more than 100% of the parents are satisfied with the curriculum of the students.



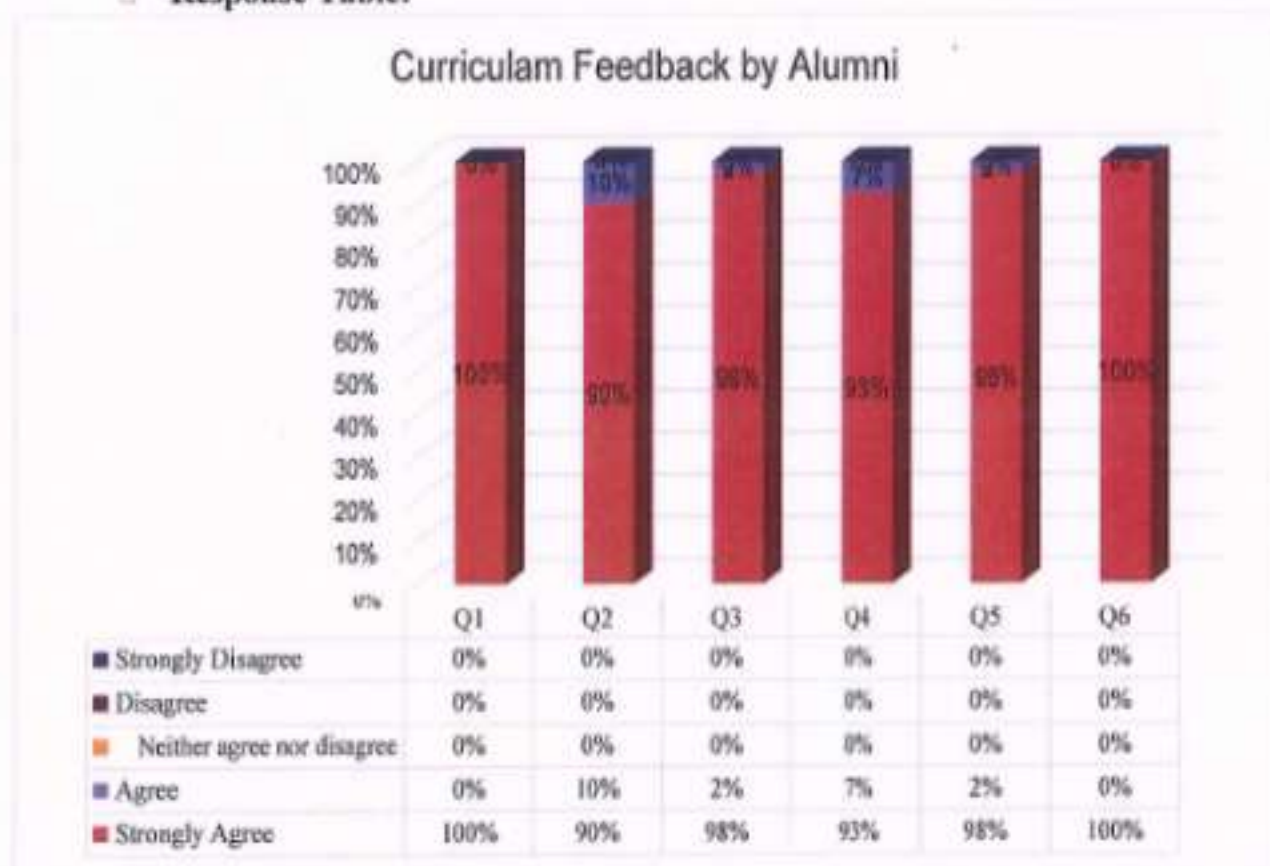

I/C Principal
SBES College of Arts & Commerce
Aurangabad.

Feedback By	Count
Alumni	10

□ Questionnaire

1. The Syllabus is suitable for the Course.
2. The Syllabus is need-based. (Career and Employment oriented)
3. Aims and Objectives of the Syllabi are well defined and clear to the teachers and students.
- 4 The Course/Syllabus has a good balance between theory and application.
5. The Course/Syllabus has made me interested in the subject area.
6. The Course/Program of studies carries a sufficient number of optional papers.


□ Response Table:



Analysis:

Feedback of the alumni is an essential component for analysis and improvement in the higher education academic culture. 100% of the alumni agreed with the positively framed statements.




 I/C Principal
 SBES College of Arts & Commerce
 Aurangabad.

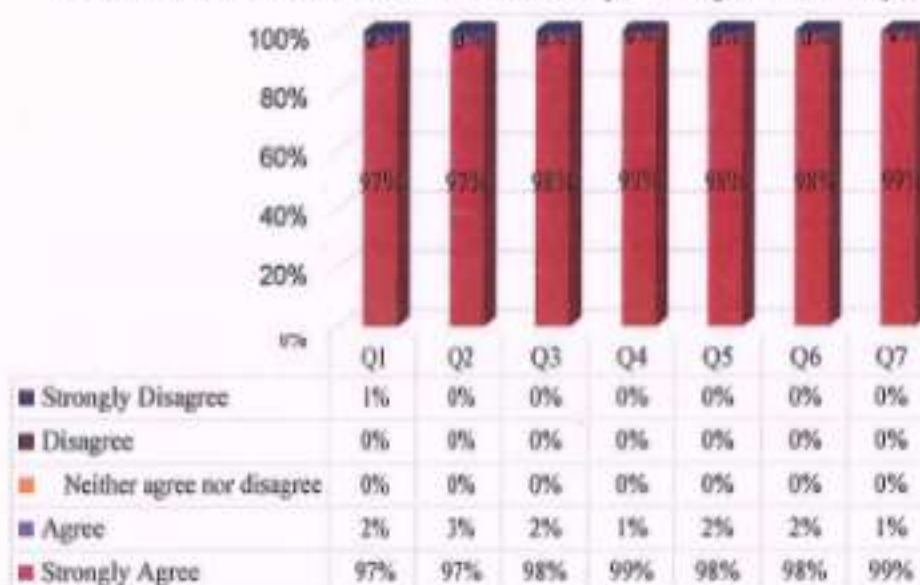
4)STUDENTS FEEDBACK ON ACTIVITY/PROGRAM/PROJECT

Questionnaire:

1. The Activity/Program/Project is relevant.
2. The Objectives of the Activity/Program/Project are accomplished.
3. The Activity/Program/Project is properly planned.
4. The Activity/Program/Project is well administered.
5. The Activity/Program/Project is creative and innovative.
6. The Activity/Program/Project helped in the overall Personality Development.
7. The Activity/Program/Project provided an opportunity for participation and contribution.

Response table:

Curriculum Feedback of Activity, Program, Project



Analysis:

Feedback survey for each activity in each term is used to measure students' perceptions of the learning context. It assists in the identification of areas of strengths and areas needing improvement in the College activity/program/project offerings. It is revealed from the data that more than 100% of the students agreed with all the positively perceived statements. They observed that the activity/program/project is relevant, properly planned, well-administered and innovative, which helped them develop their personality. It is found from the graph that they got opportunities to participate and contribute in all the activities.




5)STUDENTS FEEDBACK ON INSTITUTIONAL PERFORMANCE

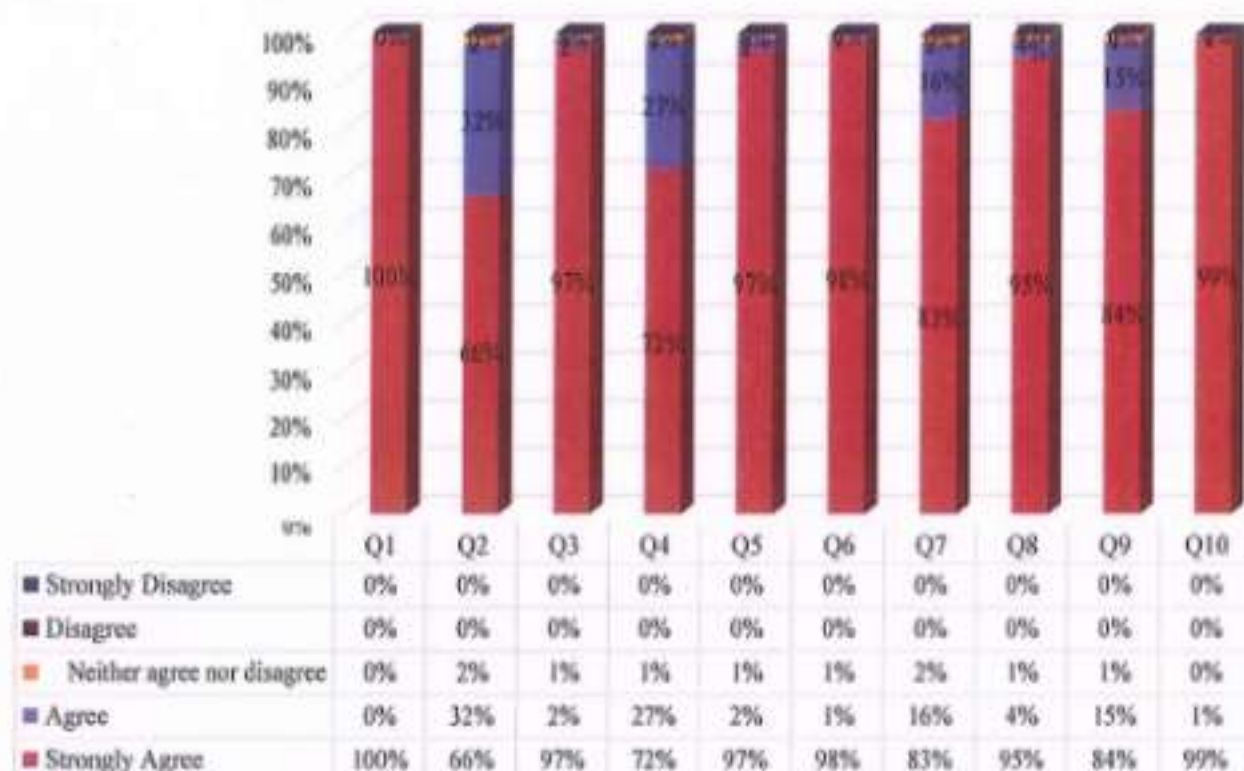
- Questionnaire

1. The Courses, Optional Subjects, Admission Process are easy to understand.
2. The College has Competent Teachers, Learning Environment, Fair and Transparent Evaluation Methods.
3. The College provides Research Training and Extension Opportunities for Student's progress.
4. The College's Infrastructure, Resources and Facilities are proper for education.
5. Various Co-curricular and Extra-curricular activities are undertaken - (NCC, NSS, Cultural, Music, Drama, Sports, etc.)
6. The College provides various Scholarships, Free-ships, Concessions and Awards.
7. Students are involved in Leadership Opportunities, Decision Making through Students Council, Clubs /Committees, Forums.
8. The Administration and the College Office are Student-Centric and Helpful.
9. The students belonging to various sections and genders are given equal opportunities for academic growth and overall personality development.
10. The College has an environmentally friendly policy, grievance redressal, a n d value-based Approach.




I/C Principal
SBES College of Arts & Commerce
Aurangabad.

Student's Feedback by Institutional Performance



Analysis:

Feedback about the Institute is also taken from all the students once a year. This includes feedback about the facilities and the infrastructure of the institute. It is revealed from the above graph that 85% of the students are satisfied with all the aspects of institutional performance. 90% of the students agreed with the statement that the students belonging to various sections and genders are given equal opportunities for academic growth, and overall personality development.



I/C Principal
SBES College of Arts & Commerce
Aurangabad.

Action Taken Report on Feedback 2018--2019

Sr.No.	Feedback	Need of action	Action taken
1)	Curriculum Feedback of students		
	BAFY	No action required	-
	BASY	No action required	
	BATY	No action required	
	BBAFY	No action required	-
	BBASY	No action required	-
	BBATY	No action required	-
	BCAFY	No action required	-
	BCASY	No action required	-
	BCATY	No action required	-
	B.COM.FY	No action required	-
	B.COM.SY	No action required	-
	B.COM.TY	No action required	-
	M.COM.FY	No action required	-
	M.COM.SY	No action required	-
2)	Curriculum Feedback by Teachers	No action required	-
3)	Curriculum Feedback by Parents	No action required	-
4)	Curriculum Feedback by Alumni	No action required	-
5)	Students Feedback on activity/project/program	No action required	-
6)	Students Feedback on Institutional Performance	No action required	-



 1

I/C Principal
SBES College of Arts & Commerce
Aurangabad.




SBES College of Arts and Commerce Aurangabad

Feedback Analysis Reports (2019-2020)

Internal Quality Assurance Cell





I/C Principal
SBES College of Arts & Commerce
Aurangabad.

Contents

	Page No
1. Introduction	1
2. Curriculum Feedback by Students	2
3. Curriculum Feedback by Teachers, Parents, Alumni, Employer	17
4. Teacher's Feedback by Students	21
5. Feedback on Activity, Program, Project	43
6. Student's Feedback of Institutional Performance Action Taken Report	44




I/C Principal
SBES College of Arts & Commerce
Aurangabad.

INTRODUCTION

SBES College of Arts and Commerce is situated in Aurangabad. It is affiliated with Dr. Babasaheb Ambedkar Marathwada University, Aurangabad, Maharashtra. The College offers various courses like BCOM, BA, BCA and BBA at the Under Graduation level and MCOM at the Post-Graduation level. Presently, over 3044 students are studying in the College. The Internal Quality Assurance Cell (IQAC) of the College has continuously been working on quality improvement and the betterment of student learning experiences. In order to analyze the lag areas of the College and scope for further improvement, feedback from various stakeholders has been received. This report focuses on the feedback of students on the Syllabus and Teachers.


DATA COLLECTION AND ANALYSIS

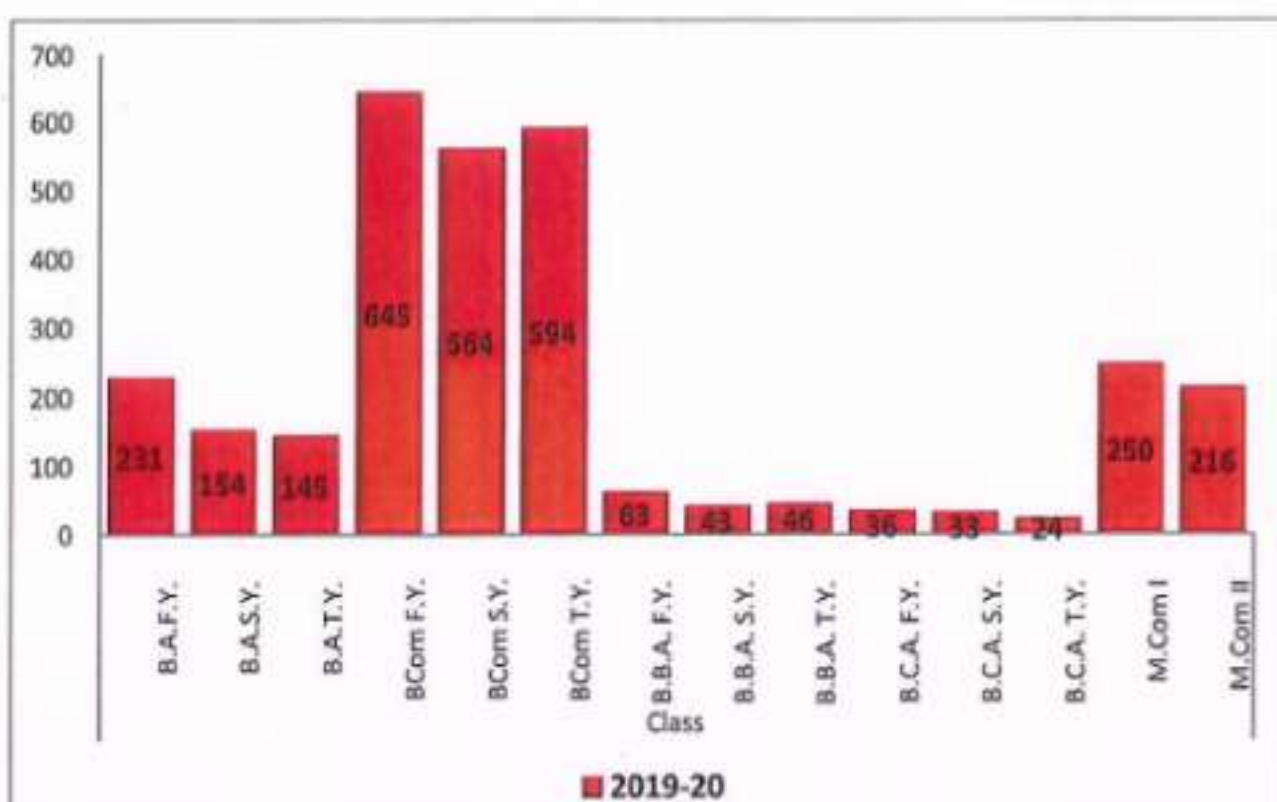
An effort was made to receive feedback from all the students of the College. For this purpose, 5 Google forms were created and sent to the students. As many as 3106 responses have been received on the overall feedback and a total of 1206 responses have been received on Teachers from the students. In order to arrive at comprehensive results, useful statistical tools have been used. For the effective presentation of the data, various types of graphs have been used.

CLASS-WISE STUDENTS' STRENGTH 2019-2020

Year	Class	Student Strength
2020-21	BAFY	231
	BASY	154
	BATY	145
	BCOM FY	645
	BCOM SY	564
	BCOM TY	594
	BBA FY	63
	BBA SY	43
	BBA TY	46
	BCA FY	36
	BCA SY	33
	BCA TY	24
	MCOM FY	250
	MCOM SY	216




I/C Principal
SBES College of Arts & Commerce
Aurangabad.



FEEDBACK BY STUDENTS (CLASS-WISE)

To analyze the lag areas of the College and the scope for further improvement, feedback from various stakeholders have been collected. These feedbacks were on the

- Syllabus and Teachers, Activity/Programs/Projects, and Institutional Performance.
- Curriculum Feedback by Students
- Curriculum Feedback by Teachers, Parents, Alumni, Employer
- Teacher's Feedback by Students
- Feedback on Activity, Program, Project
- Student's Feedback of Institutional Performance

CURRICULUM FEEDBACK BY STUDENTS

The College is affiliated with Dr. Babasaheb Ambedkar Marathwada University, Aurangabad. It follows the Syllabus prescribed by the university. Curriculum feedback by the students was collected class-wise to know the students' satisfaction towards the curriculum and learning. The feedback will be used for Syllabus revision, restructuring of the curriculum and quality improvement of the program. The following questionnaire is used to know the perception of the students. To analyze the responses on Syllabus, various questions were asked, and 795 responses were collected from the students.



I/C Principal
SBES College of Arts & Commerce
Aurangabad.

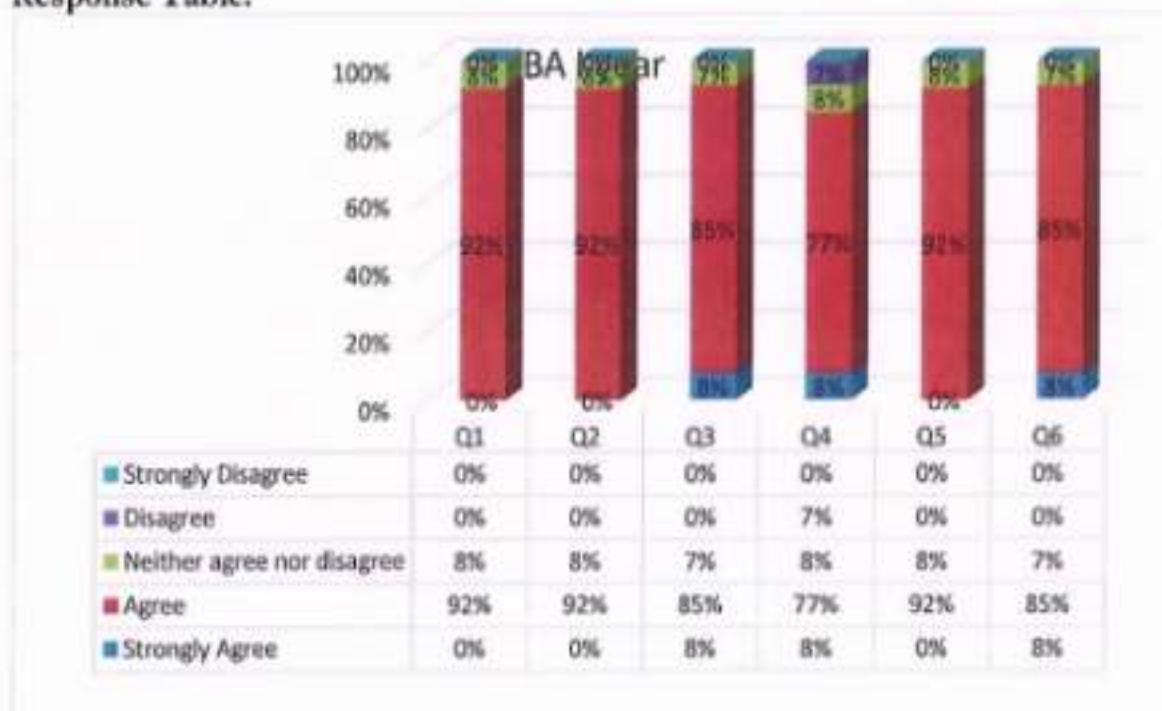
TOTAL STRENGTH OF THE STUDENTS (CLASS-WISE)

Courses	Division	Student Count
BA I Year	A, B, C, D	13

• Questionnaire

1. The Syllabus is suitable for the Course.
2. The Syllabus is need-based.
3. Aims and Objectives of the Syllabi are well-defined and clear to the teachers and students.
- 4 The Course/Syllabus has a good balance between theory and application.
5. The Course/Syllabus has made me interested in the subject area.
6. The Course/Program of studies carries a sufficient number of optional papers.


• Response Table:



Analysis:

The BAFY students' responses on the curriculum were collected and analyzed by the students. 91.16 % of the students agreed with all the statements except the Course/Syllabus have made me interested in the subject area. It reveals that there is overall satisfaction of BAFY students regarding the Course/Syllabus.



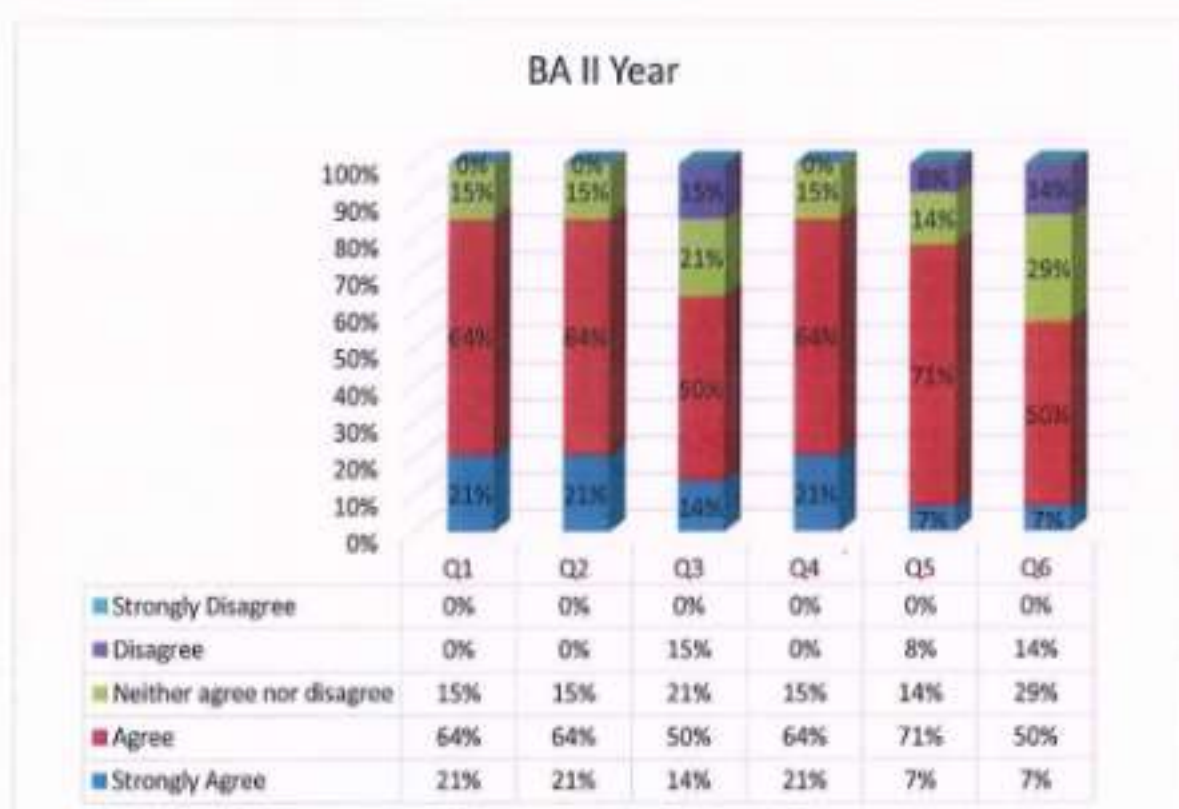

I/C Principal
SBES College of Arts & Commerce
Aurangabad.

Courses	Division	Student Count
BA II Year	A, B, C	14

• **Questionnaire**

1. The Syllabus is suitable for the Course.
2. The Syllabus is need-based.
3. The aims and objectives of the Syllabi are well-defined and clear to the teachers and students.
- 4 The Course/Syllabus has a good balance between theory and application.
5. The Course/Syllabus has made me interested in the subject area.
6. The Course/Program of studies carries a sufficient number of optional papers.


• **Response Table:**



Analysis:

The BASY students' responses on the curriculum were collected and analyzed. More than 75.66% of the students agreed with all the statements which are positively framed except the two statements that 'Aims and Objectives of the Syllabi are well-defined and clear to the teachers and students and the Course/Program of studies carries a sufficient number of optional papers was the most dissatisfying factor observed here.



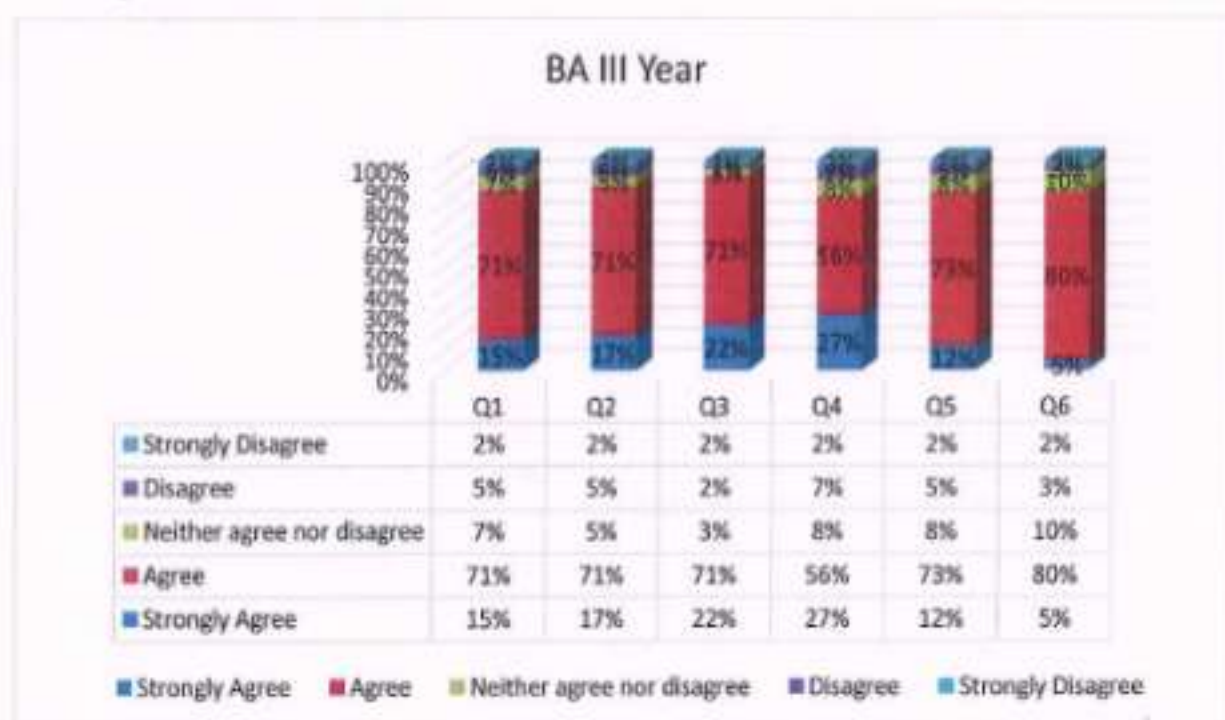

I/C Principal
SBES College of Arts & Commerce
Aurangabad.

Courses	Division	Student Count
BA III Year	A, B	41

• **Questionnaire**

1. The Syllabus is suitable for the Course.
2. The Syllabus is need-based.
3. Aims and Objectives of the Syllabi are well-defined and clear to the teachers and students.
- 4 The Course/Syllabus has a good balance between theory and application.
5. The Course/Syllabus has made me interested in the subject area.
6. The Course/Program of studies carries a sufficient number of optional papers.


• **Response Table:**



Analysis:

The BATY students' responses on the curriculum were collected and analyzed. 75.66% of the students agreed with all the statements which are positively framed. 'Aims and Objectives of the Syllabi are well-defined and clear to the teachers and students' was the most satisfying factor observed here.

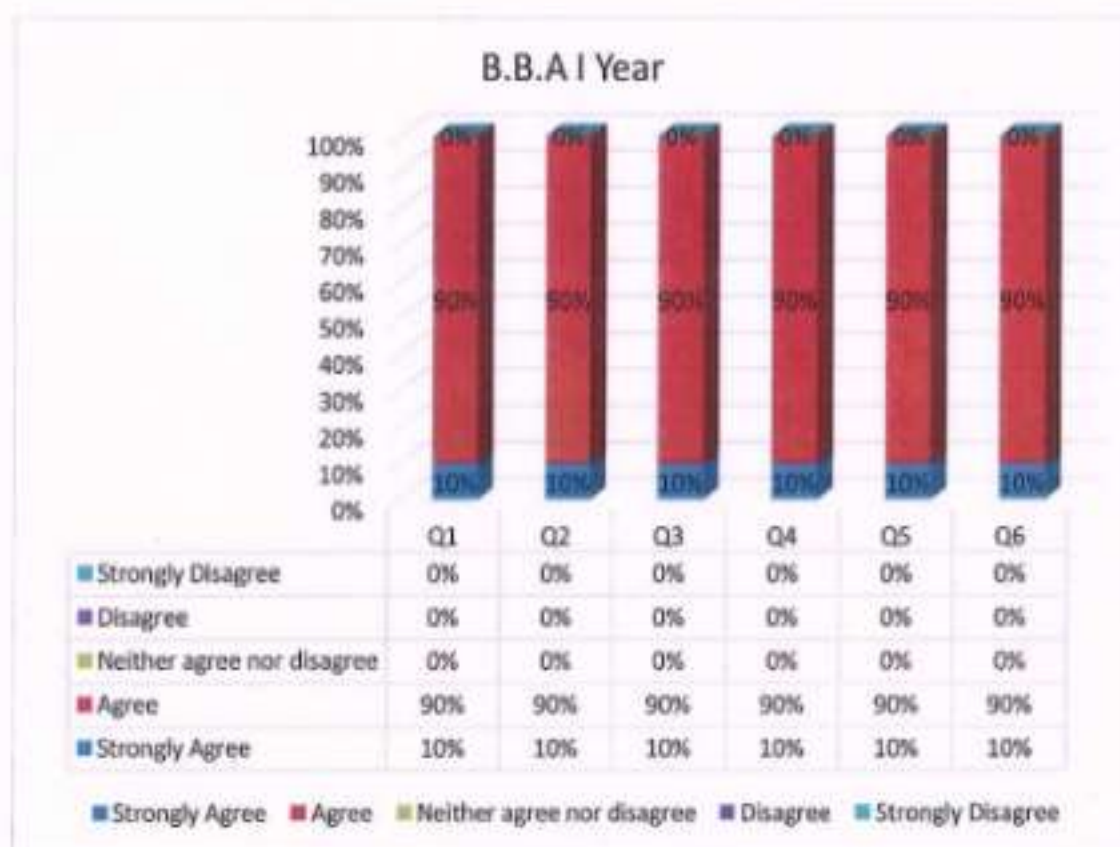



 I/C Principal
 SBES College of Arts & Commerce
 Aurangabad.

Courses	Division	Student Count
BBA I Year	A	10

• **Questionnaire**


1. The Syllabus is suitable for the Course.
2. The Syllabus is need-based.
3. Aims and Objectives of the Syllabi are well-defined and clear to the teachers and students.
- 4 The Course/Syllabus has a good balance between theory and application.
5. The Course/Syllabus has made me interested in the subject area.
6. The Course/Program of studies carries a sufficient number of optional papers.



Analysis:

The BBA FY students' responses on the curriculum were collected and analyzed. All the students agreed with the above statements, which were positively framed. No one disagreed with the single statement. The above graph reveals the overall satisfaction of BBA FY with the Syllabus.



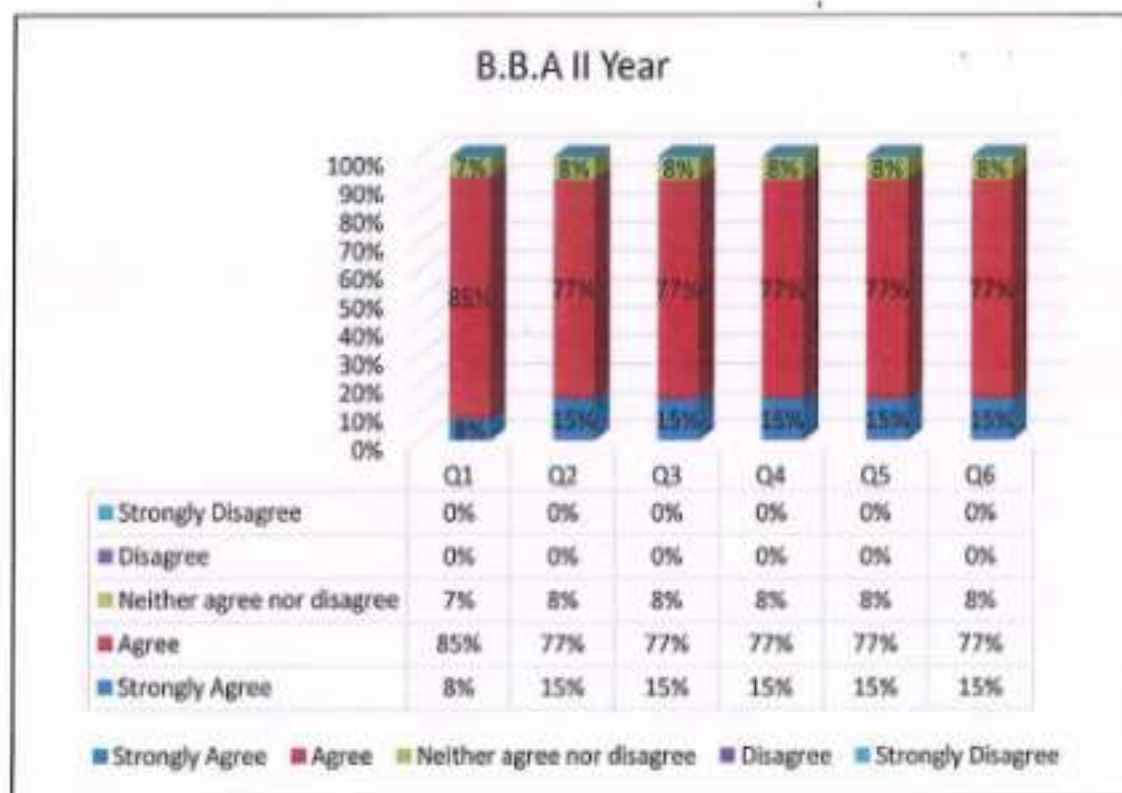

 I/C Principal
 SBES College of Arts & Commerce
 Aurangabad.

Courses	Division	Student Count
BBA II Year	A	13

▪ **Questionnaire**

1. The Syllabus is suitable for the Course.
2. The Syllabus is need-based.
3. Aims and Objectives of the Syllabi are well-defined and clear to the teachers and students.
- 4 The Course/Syllabus has a good balance between theory and application.
5. The Course/Syllabus has made me interested in the subject area.
6. The Course/Program of studies carries a sufficient number of optional papers.


▪ **Response Table:**



Analysis:

The BBA SY students' responses on the curriculum were collected and analyzed. All the students are satisfied with all the aspects of the Syllabus. 92.16% of the students are satisfied with all the statements.



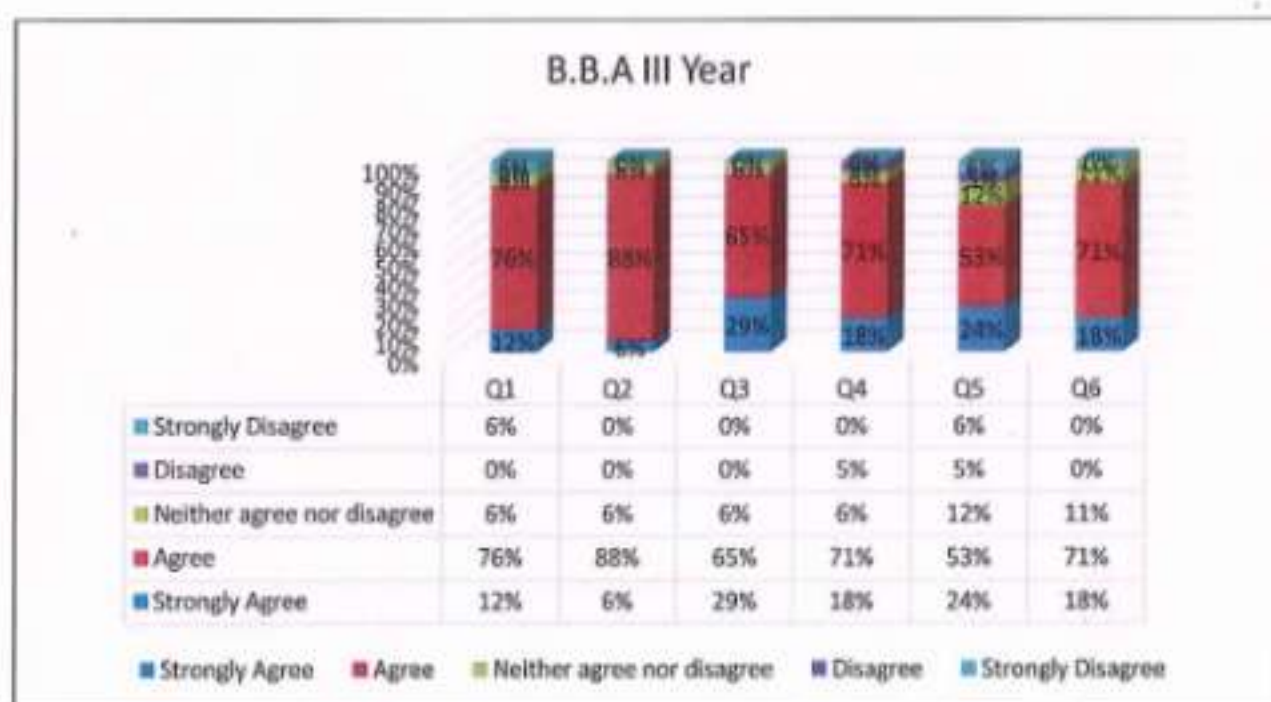

 I/C Principal
 SBES College of Arts & Commerce
 Aurangabad.

Courses	Division	Student Count
BBA III Year	A	17

Questionnaire:

1. The Syllabus is suitable for the Course.
2. The Syllabus is need-based.
3. Aims and Objectives of the Syllabi are well-defined and clear to the teachers and students.
- 4 The Course/Syllabus has a good balance between theory and application.
5. The Course/Syllabus has made me interested in the subject area.
6. The Course/Program of studies carries a sufficient number of optional papers.

▪ Response Table:



Analysis:

The BBA TY students' responses on the curriculum were collected and analyzed. 12% of the students disagreed with the statement that 'The Course/Syllabus has made me interested in the subject area.'

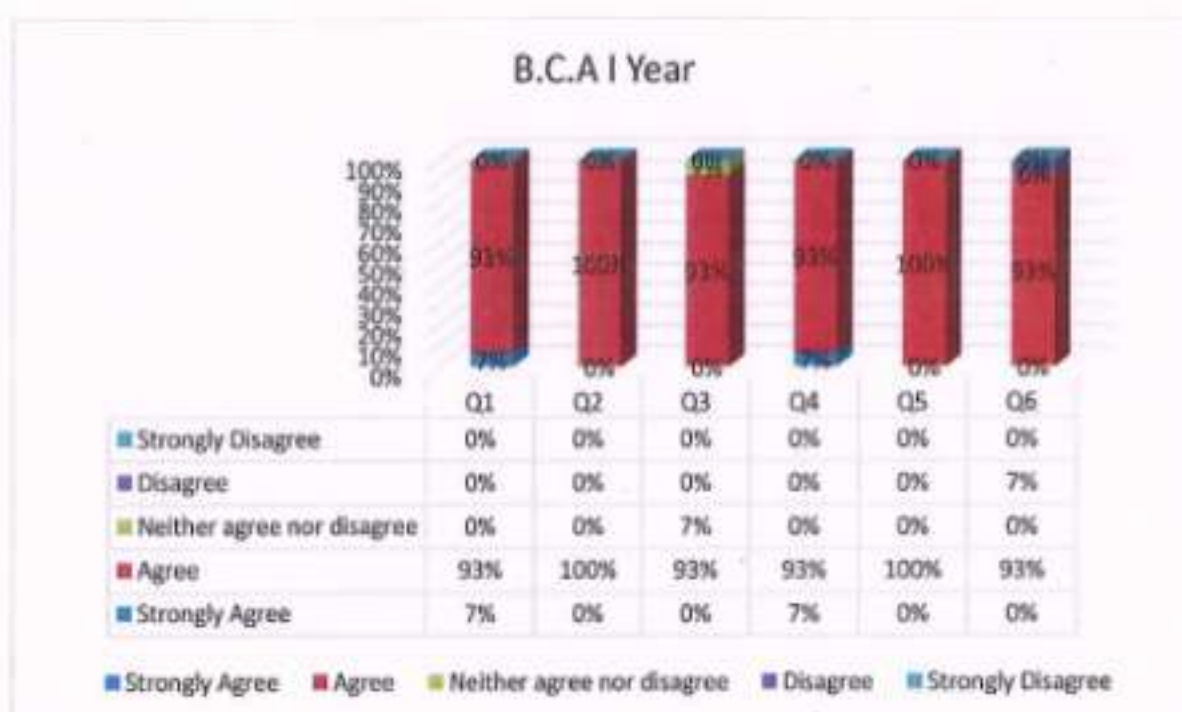


Courses	Division	Student Count
BCAI Year	A	14

▪ **Questionnaire**

1. The Syllabus is suitable for the Course.
2. The Syllabus is need-based.
3. Aims and Objectives of the Syllabi are well-defined and clear to the teachers and students.
- 4 The Course/Syllabus has a good balance between theory and application.
5. The Course/Syllabus has made me interested in the subject area.
6. The Course/Program of studies carries a sufficient number of optional papers.


▪ **Response Table:**



Analysis:

The BCA FY students' responses on the curriculum were collected and analyzed. 96.50% of the students agreed with all the statements which are positively framed but a few students did not agree with the statements that balance between theory and balance as well as sufficient no. of optional papers. The statement that "The Course/Syllabus has made me interested in the subject area" is the most satisfying factor observed here.



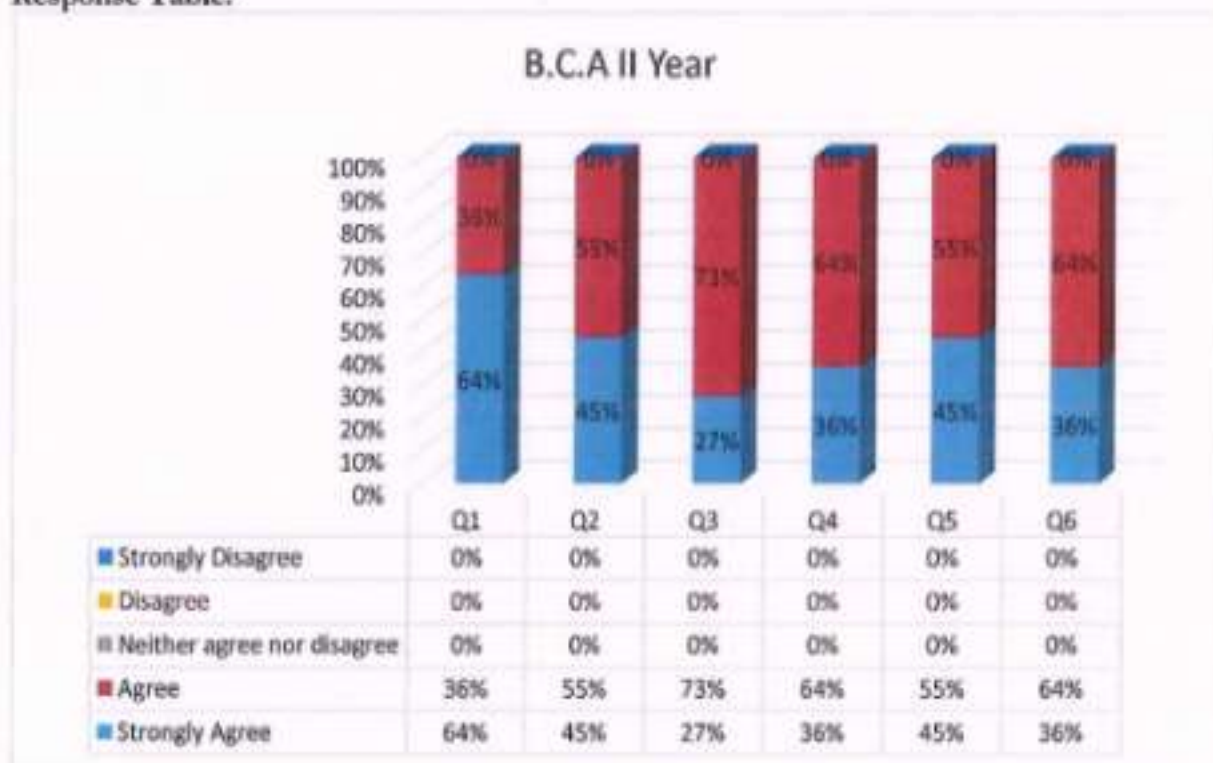

 I/C Principal
 SBES College of Arts & Commerce
 Aurangabad.

Courses	Division	Student Count
BCA II Year	A	11

▪ **Questionnaire**

1. The Syllabus is suitable for the Course.
2. The Syllabus is need-based.
3. Aims and objectives of the Syllabi are well-defined and clear to the teachers and students.
- 4 The Course/Syllabus has a good balance between theory and application.
5. The Course/Syllabus has made me interested in the subject area.
6. The Course/Program of studies carries a sufficient number of optional papers.

▪ **Response Table:**



Analysis:

The BCA SY students' responses on the curriculum were collected and analyzed. All the students agreed with all the statements on curriculum feedback. There is overall satisfaction about all the statements. Not a single statement was disagreed here.

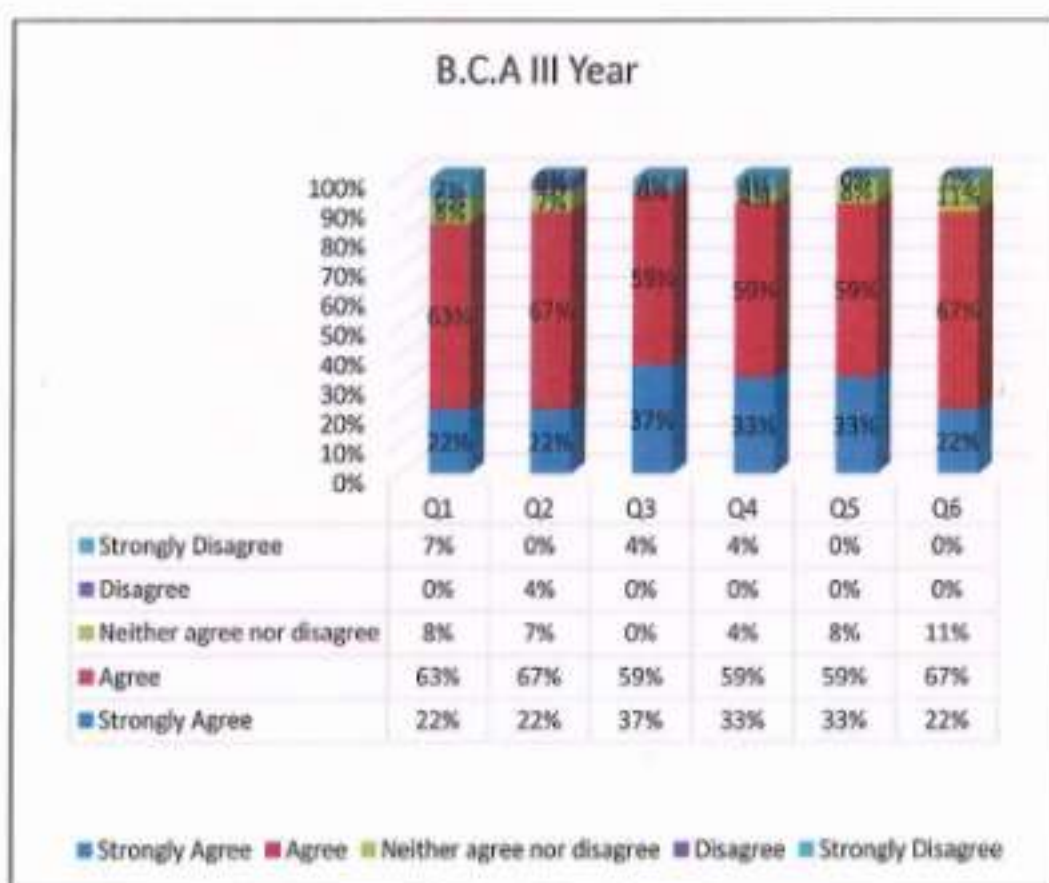


Courses	Division	Student Count
BCAIII Year	A	27

▪ **Questionnaire**

1. The Syllabus is suitable for the Course.
2. The Syllabus is need-based.
3. Aims and Objectives of the Syllabi are well-defined and clear to the teachers and students.
- 4 The Course/Syllabus has a good balance between theory and application.
5. The Course/Syllabus has made me interested in the subject area.
6. The Course/Program of studies carries a sufficient number of optional papers.


▪ **Response Table:**



Analysis:

The BCA TY students' responses on the curriculum were collected and analyzed. More than 90.5% of the students agreed with all the statements which are positively framed but a few students disagreed with the statement that the Syllabus is suitable for the Course.



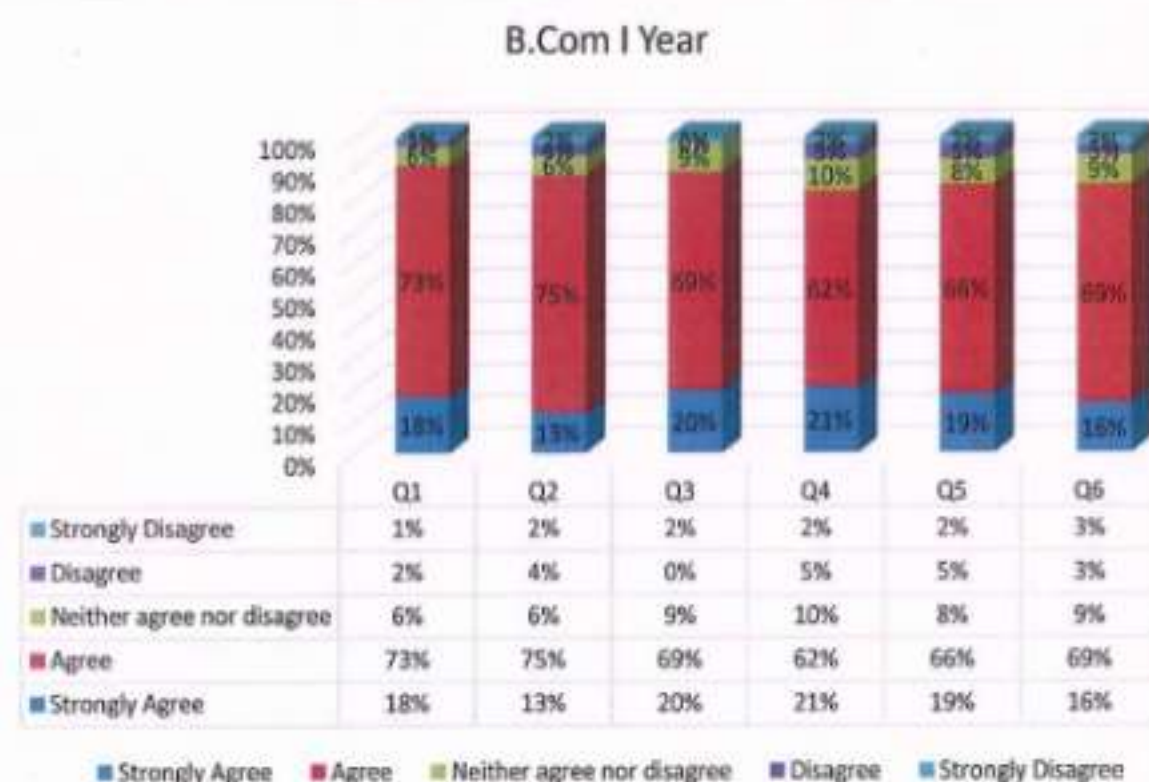

I/C Principal
 SBES College of Arts & Commerce
 Aurangabad.

Courses	Division	Student Count
BCOM I Year	A, B, C, D, E	211

▪ **Questionnaire**


1. The Syllabus is suitable for the Course.
2. The Syllabus is need-based.
3. Aims and Objectives of the Syllabi are well-defined and clear to the teachers and students.
- 4 The Course/Syllabus has a good balance between theory and application.
5. The Course/Syllabus has made me interested in the subject area.
6. The Course/Program of studies carries a sufficient number of optional papers.

▪ **Response Table:**



Analysis: The BCOM FY students' responses on the curriculum were collected and analyzed. More than 86.83% of the students agreed with all the statements which are positively framed but a few students are not satisfied with the theory and practical balance, interesting Syllabus, and sufficient no. of optional papers.




 I/C Principal
 SBES College of Arts & Commerce
 Aurangabad.

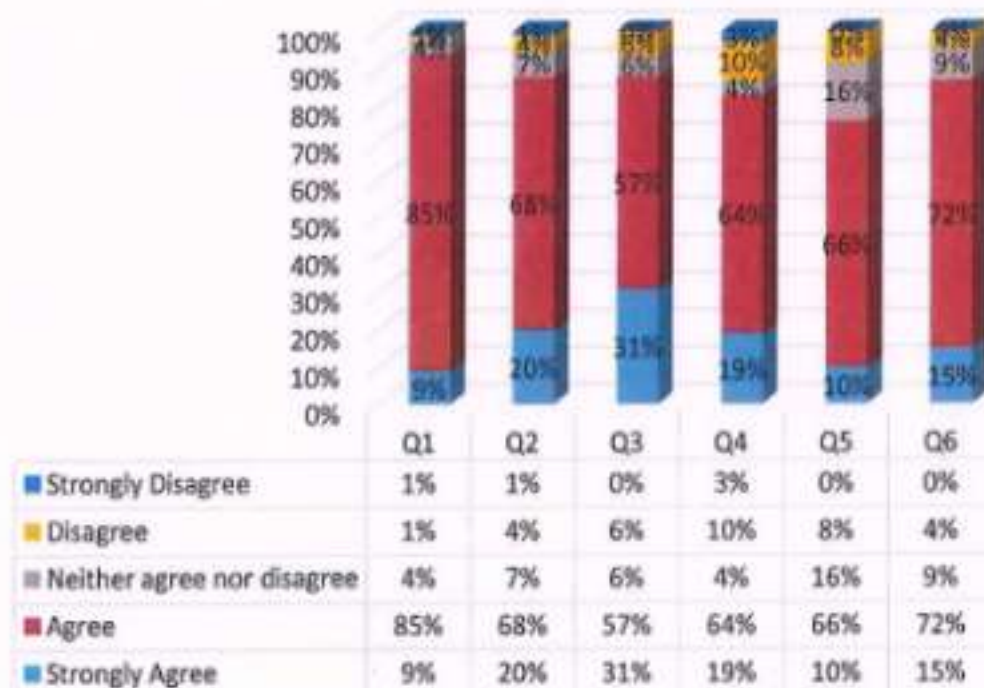
Courses	Division	Student Count
BCOM II Year	A, B, C, D, E	67

▪ **Questionnaire**

1. The Syllabus is suitable for the Course.
2. The Syllabus is need-based.
3. Aims and Objectives of the Syllabi are well-defined and clear to the teachers and students.
- 4 The Course/Syllabus has a good balance between theory and application.
5. The Course/Syllabus has made me interested in the subject area.
6. The Course/Program of studies carries a sufficient number of optional papers.

▪ **Response Table:**

B.Com II Year



Analysis:

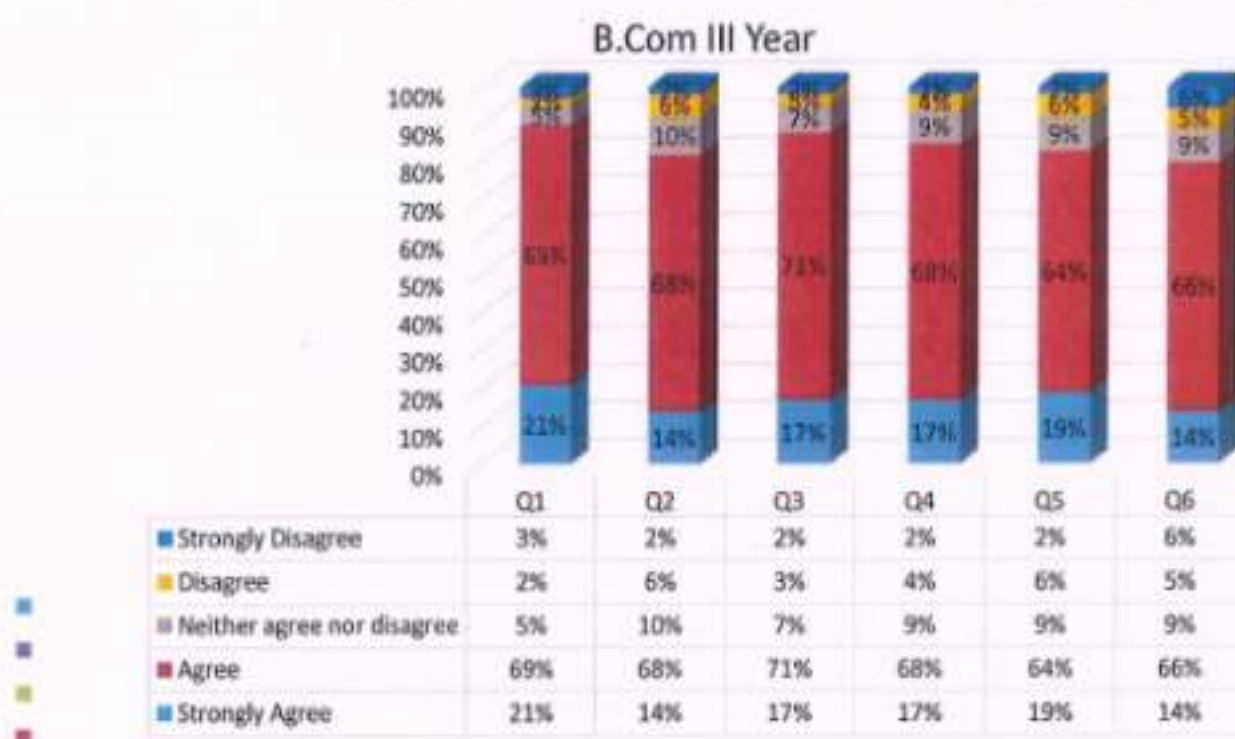
The BCOM SY students' responses on the curriculum were collected and analyzed. 86% of the students agreed with all the statements which are positively framed but a few students did not agree to the balance between theory and application interested subject area and sufficient number of optional papers.



Courses	Division	Student Count
BCOM III Year	A, B, C, D, E	218

▪ **Questionnaire**

1. The Syllabus is suitable for the Course.
2. The Syllabus is need-based.
3. Aims and Objectives of the Syllabi are well-defined and clear to the teachers and students.
- 4 The Course/Syllabus has a good balance between theory and application.
5. The Course/Syllabus has made me interested in the subject area.
6. The Course/Program of studies carries a sufficient number of optional papers.



Analysis:

The BCOM TY students' responses on the curriculum were collected and analyzed. 84.66% of students agreed with all the statements which are positively framed. There was an overall satisfaction with all the statements, but a few students disagreed with the statements that the balance between theory and application, interested subject area and sufficient number of optional papers.

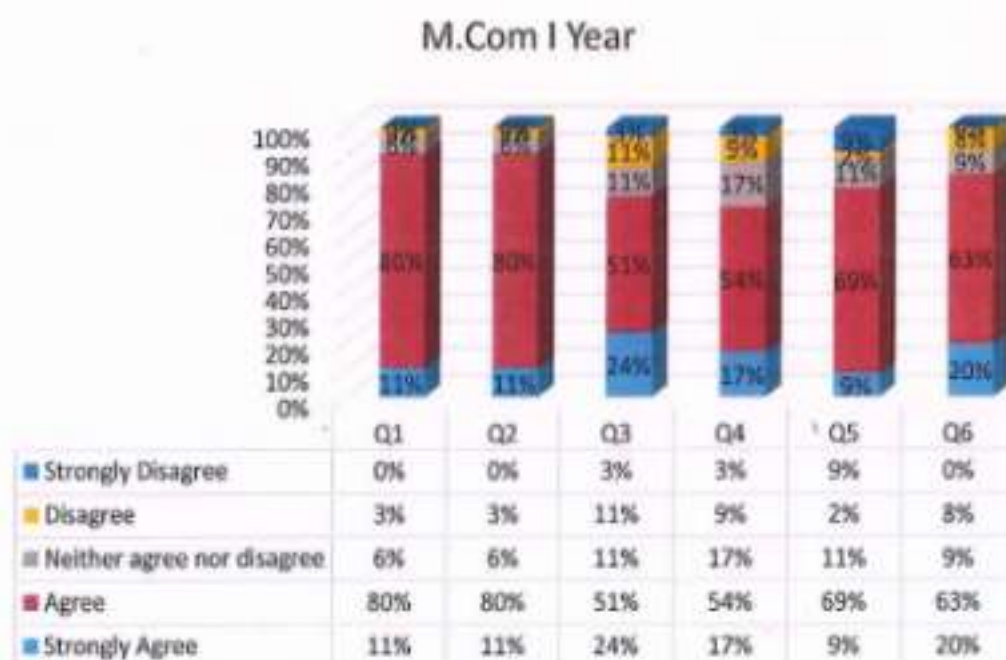


Courses	Division	Student Count
MCOM I Year	A, B	35

▪ **Questionnaire**

1. The Syllabus is suitable for the Course.
2. The Syllabus is need-based.
3. Aims and Objectives of the Syllabi are well-defined and clear to the teachers and students.
- 4 The Course/Syllabus has a good balance between theory and application.
5. The Course/Syllabus has made me interested in the subject area.
6. The Course/Program of studies carries a sufficient number of optional papers.


▪ **Response Table:**



Analysis:

The MCOM FY students' responses on the curriculum were collected and analyzed. 81.5 % of students agreed with all the statements which are positively framed. The graph reveals the dissatisfaction of a few students with the clarity of aim and objectives of the Syllabus as well as the less no. of optional papers. According to them there should be a good balance between theory and application.



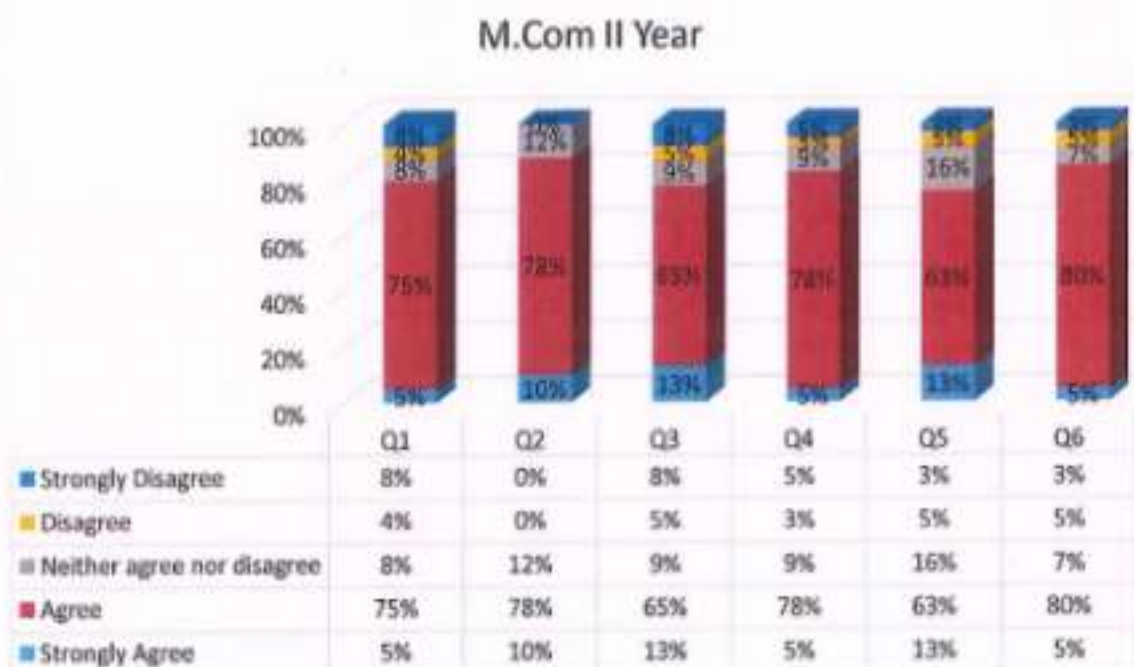

I/C Principal
SBES College of Arts & Commerce
Aurangabad.

Courses	Division	Student Count
MCOM II Year	A, B, C, D	40

▪ **Questionnaire**

1. The Syllabus is suitable for the Course.
2. The Syllabus is need-based.
3. Aims and Objectives of the Syllabi are well-defined and clear to the teachers and students.
- 4 The Course/Syllabus has a good balance between theory and application.
5. The Course/Syllabus has made me interested in the subject area.
6. The Course/Program of studies carries a sufficient number of optional papers.


▪ **Response Table:**



Analysis:

The MCOM SY students' responses on the curriculum were collected and analyzed. It has been perceived from the above graph that all the aspects of curriculum feedback were satisfactory. More than 81.66 % of the students agreed with all the statements. But they did not agree with the statement regarding the clarity in the aims and objectives of Syllabus.




I/C Principal
 SBES College of Arts & Commerce
 Aurangabad.

3) CURRICULUM FEEDBACK BY TEACHERS, PARENTS, ALUMNI, EMPLOYER.

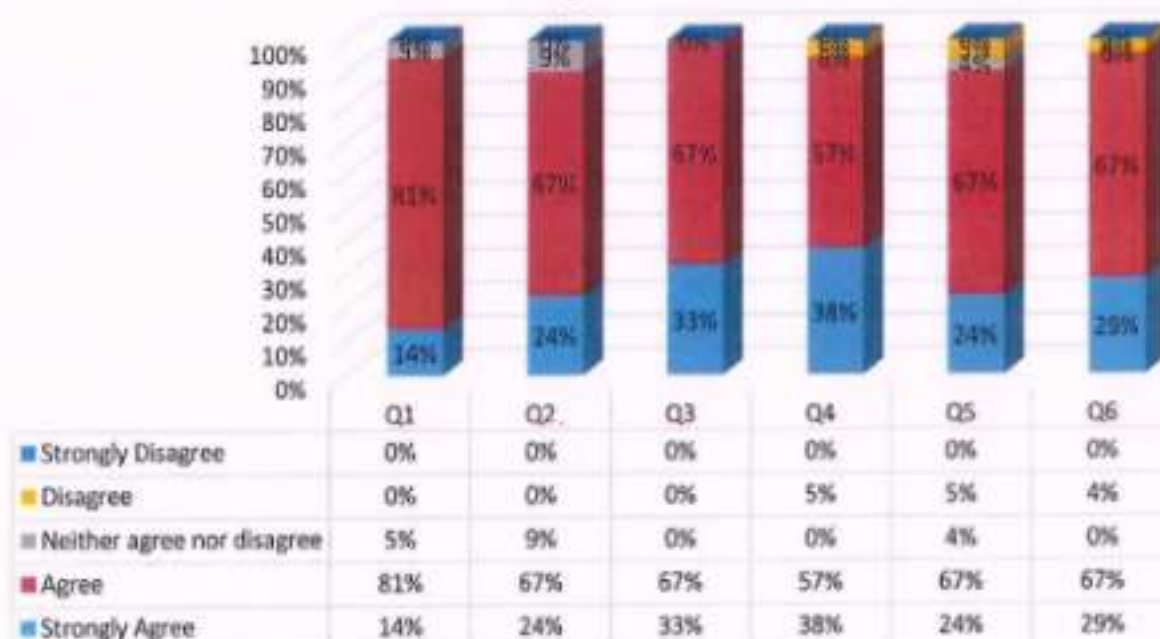
Feedback By	Count
Teachers	21

• Questionnaire

1. The Syllabus is suitable for the Course.
2. The Syllabus is need-based. (Career and Employment oriented)
3. Aims and Objectives of the Syllabi are well-defined and clear to the teachers and students.
- 4 The Course/Syllabus has a good balance between theory and application.
5. The Course/Syllabus has made me interested in the subject area.
6. The Course/Program of studies carries a sufficient number of optional papers.

• Response Table:

Curriculum Feedback by Teachers



Analysis:

Teachers' feedback is an important parameter for quality improvement of the curriculum and the quality of the students of the institution. Teachers' feedback on curriculum is received and it is revealed from the above data that 94.66 % of the teachers agreed with all the statements but 4% of the teachers did not agree about the balance between theory and application. While 10% of them were unable to decide that the Syllabus is need-based.



I/C Principal
SBES College of Arts & Commerce
Aurangabad.

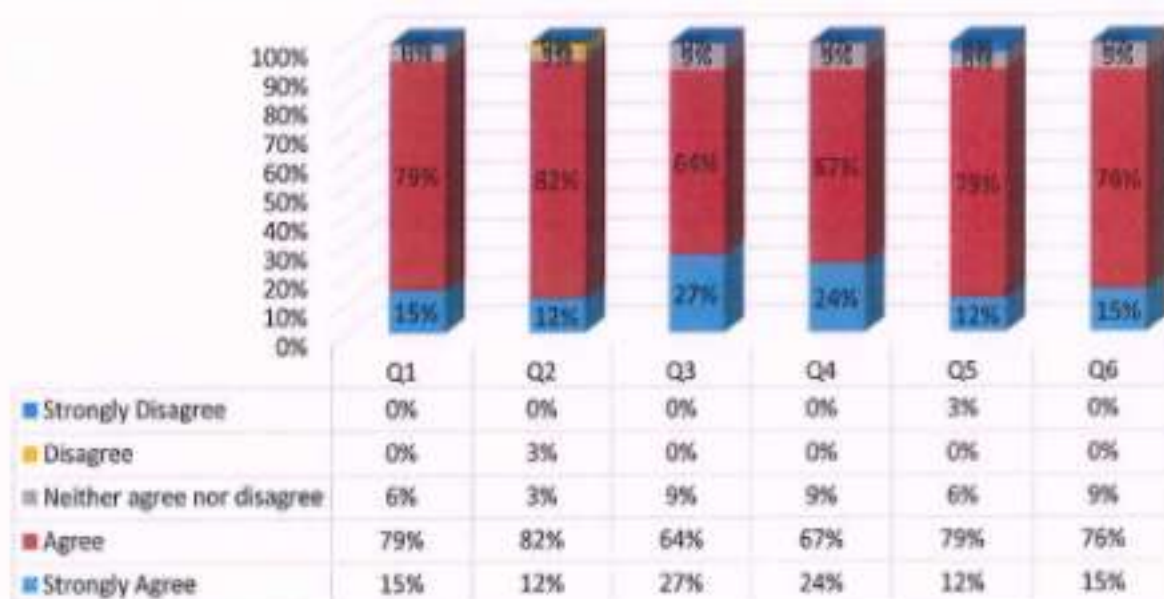
Feedback By	Count
Parents	33

▪ **Questionnaire**

1. The Syllabus is suitable for the Course.
2. The Syllabus is need-based. (Career and Employment oriented)
3. Aims and Objectives of the Syllabi are well-defined and clear to the teachers and students.
- 4 The Course/Syllabus has a good balance between theory and application.
5. The Course/Syllabus has made me interested in the subject area.
6. The Course/Program of studies carries a sufficient number of optional papers.

▪ **Response Table:**

Curriculum Feedback by Parents



Analysis:

Parent feedback is very important as parental involvement not only helps parents contribute positively to their ward's learning experience but also can be an indicator of the quality of curriculum. It is observed from the above table and graph that 92 % of the parents are satisfied with the curriculum of the students.



[Signature]
I/C Principal
SBES College of Arts & Commerce
Aurangabad.

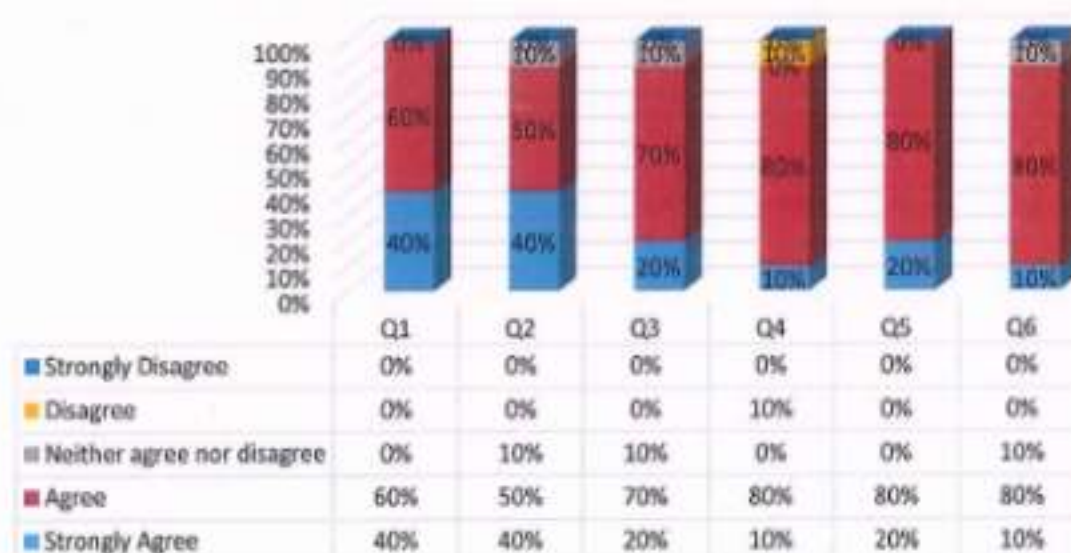
Feedback By	Count
Alumni	10

▪ **Questionnaire**

1. The Syllabus is suitable for the Course.
2. The Syllabus is need-based. (Career and Employment oriented)
3. Aims and Objectives of the Syllabi are well-defined and clear to the teachers and students.
- 4 The Course/Syllabus has a good balance between theory and application.
5. The Course/Syllabus has made me interested in the subject area.
6. The Course/Program of studies carries a sufficient number of optional papers.

▪ **Response Table:**

Curriculum Feedback by Alumni



Analysis:

Feedback of the alumni is an essential component for analysis and improvement in the academic culture of higher education. 93.33% alumni agreed with the positively framed statements. 10% of the alumni disagreed with the statement that 'there is a good balance between theory and application.



I/C Principal
SBES College of Arts & Commerce
 Aurangabad.

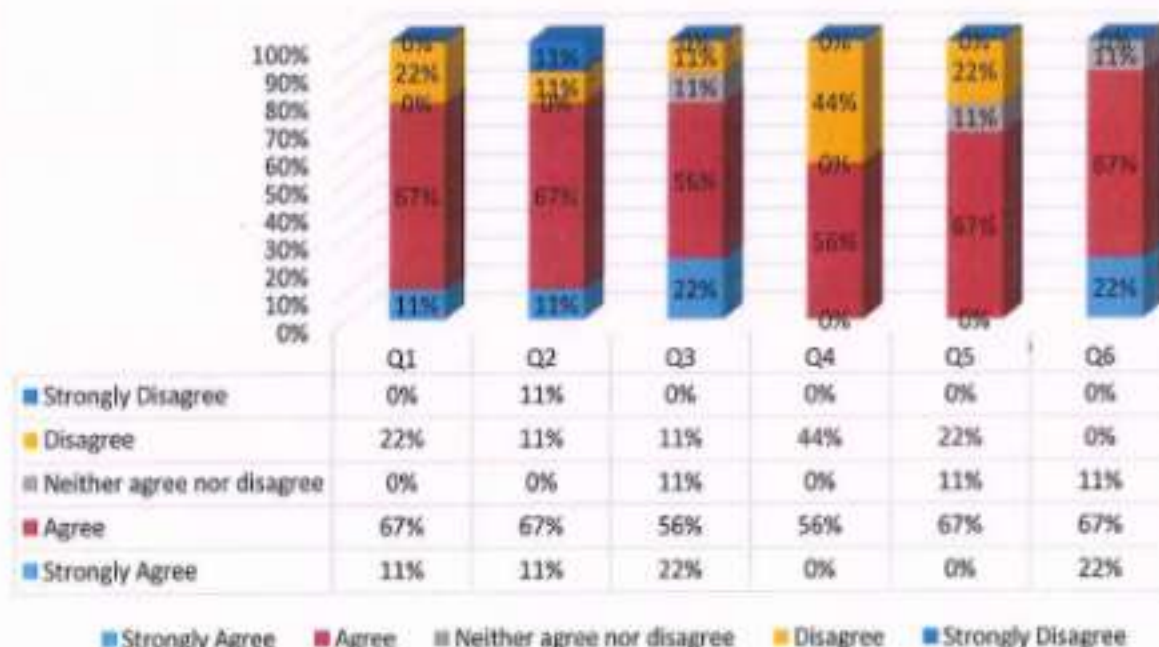
Feedback By	Count
Employer	9

▪ **Questionnaire:**

1. The Syllabus is suitable for the Course.
2. The Syllabus is need-based. (Career and Employment oriented)
3. Aims and Objectives of the Syllabi are well-defined and clear to the teachers and students.
- 4 The Course/Syllabus has a good balance between theory and application.
5. The Course/Syllabus has made me interested in the subject area.
6. The Course/Program of studies carries a sufficient number of optional papers.

▪ **Response Table:**

Curriculum Feedback by Employer



Analysis:

As per the feedback analysis, 74.33 % of the employers are satisfied with the various aspects of curriculum but 44% of the employers are not satisfied with the good balance between theory and application. 22% of the employers did not agree with the statement about the interesting subject area. It can be stated from the above graph that the employers are not satisfied with the whole curriculum.



I/C Principal
I/C Principal
 SBES College of Arts & Commerce
 Aurangabad.

3) Teacher's Feedback by Students

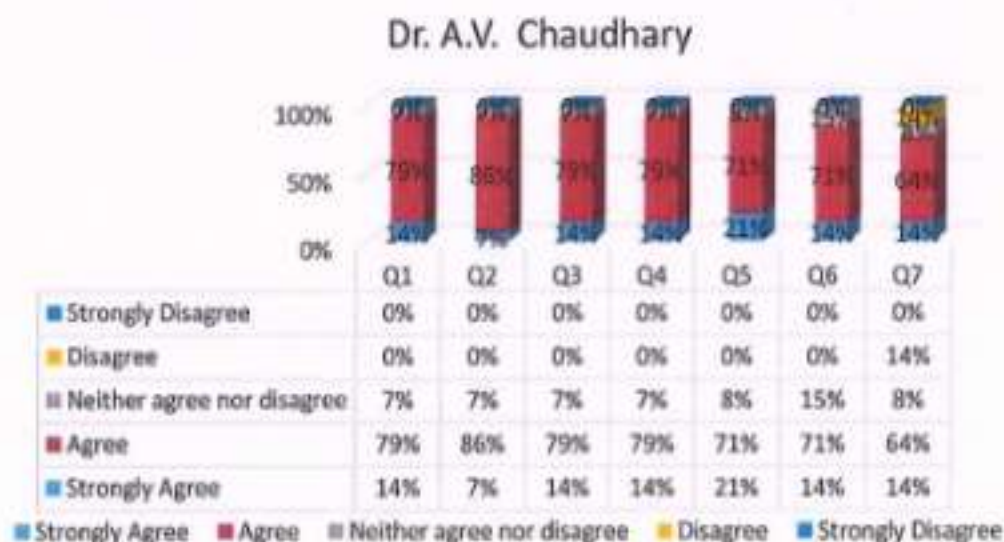
The feedback given by the students is graphically represented below and the values are summarized in the following table. The Teacher-wise report is generated by filtering the Assessment Year, Class, and Division. Based on the analysis of feedback data collected from students' performance in the following areas is as follows, teacher performance in the knowledge in subject, classroom teaching and communication, sincerity, facilitating the overall development of students.

Teachers Name	Faculty	Class	Division	Student Count
Dr. A. V. Choudhary	Commerce	BCOM FY, SY, TYMCOM FY, SY	A, B, C	14

- Questionnaire:**

1. The teacher has in-depth knowledge of the subject.
2. The teacher completes the entire Syllabus in time.
3. It is easy to understand what the teacher teaches.
4. The teacher discusses the topics and interacts in the class.
5. The teacher is punctual and regular in the class.
6. The teacher encourages participation and discussion in the class.
7. The teacher uses modern teaching aids, power point presentation, web-resources, etc.


- Response Table:**



Analysis:

The students are very much satisfied with the classroom teaching of Dr. A. V. Choudhary 89.57% of the students positively perceived all the statements. 16% of the students are not satisfied with the use of modern technology.




 I/C Principal
 SBES College of Arts & Commerce
 Aurangabad.

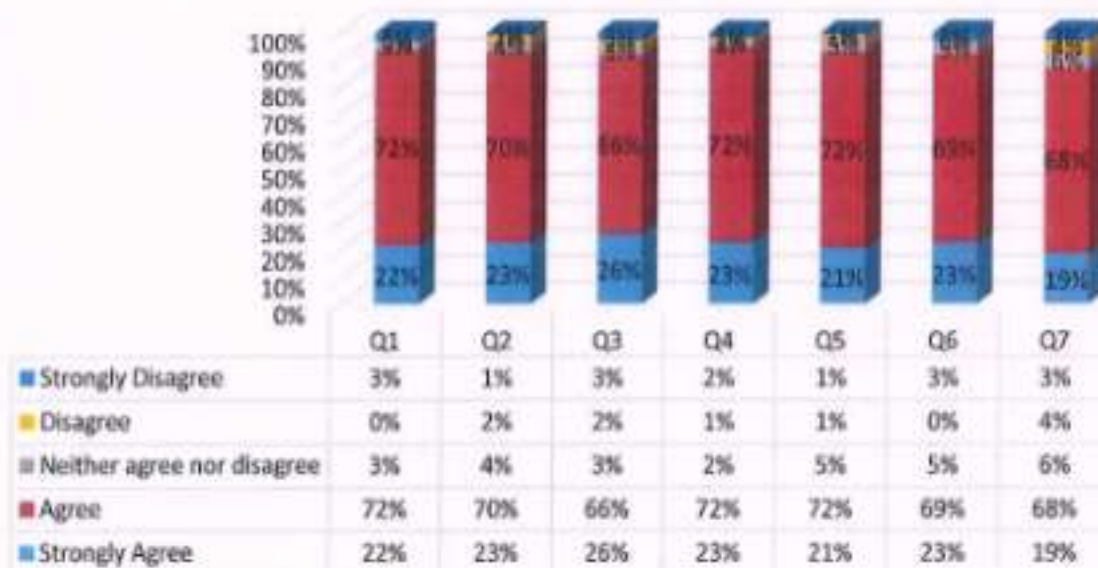
Teachers Name	Faculty	Class	Division	Student Count
Dr. D. S. Chavan	Commerce	BCOM FY, SY, TY MCOM FY	A, B, C, D	149

▪ **Questionnaire**

1. The teacher has in-depth knowledge of the subject.
2. The teacher completes the entire Syllabus in time.
3. It is easy to understand what the teacher teaches.
4. The teacher discusses the topics and interacts in the class.
5. The teacher is punctual and regular in the class.
6. The teacher encourages participation and discussion in the class.
7. The teacher uses modern teaching aids, power point presentation, web-resources.

▪ **Response Table**

Dr. Dilip Chavan



Analysis:

The above table and graph show that 92.28 % of students agreed with the positively framed statements about the teaching of Dr. D. S. Chavan. His interaction and discussion with the students are the most satisfying factors observed here.



(Signature)
I/C Principal
SBES College of Arts & Commerce
Aurangabad.

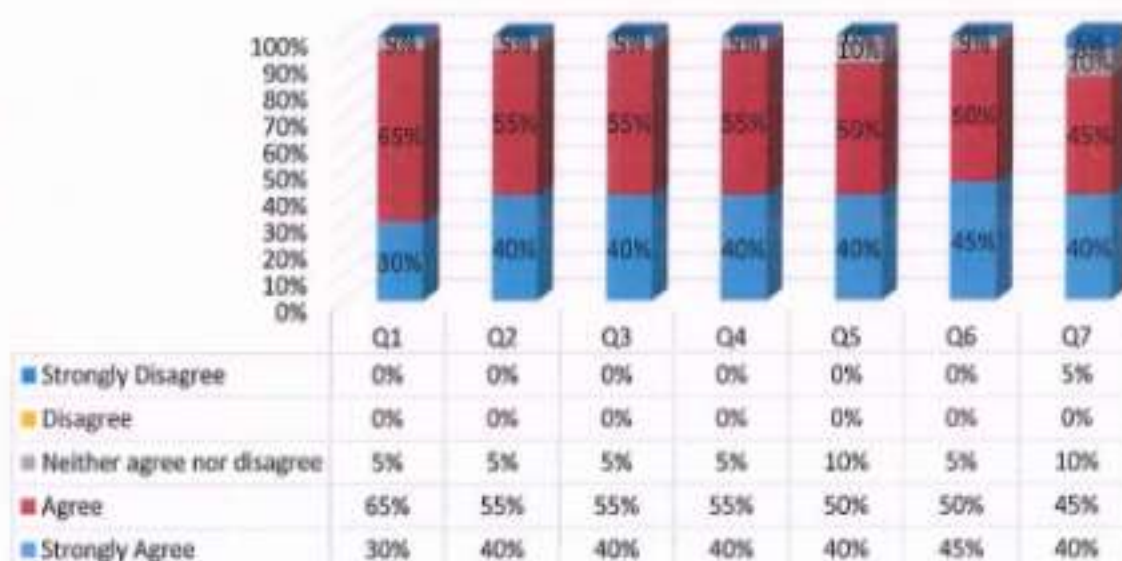
Teachers Name	Faculty	Class	Division	Student Count
Dr. F. A. Baig	Commerce	BCOM FY, SY, TY	A, B, C, D	20

▪ **Questionnaire**

1. The teacher has in-depth knowledge of the subject.
2. The teacher completes the entire Syllabus in time.
3. It is easy to understand what the teacher teaches.
4. The teacher discusses the topics and interacts in the class.
5. The teacher is punctual and regular in the class.
6. The teacher encourages participation and discussion in the class.
7. The teacher uses modern teaching aids, power point presentation, web-resources, etc.

▪ **Response Table:**

Dr. F.A. Baig



Analysis:

The exit feedback analysis clearly indicates that more than 92.85% of the students agreed with all the statements regarding the attainment of learning outcomes and quality of teaching of Dr. F. A. Baig.



[Signature]
I/C Principal
 SBES College of Arts & Commerce
 Aurangabad.

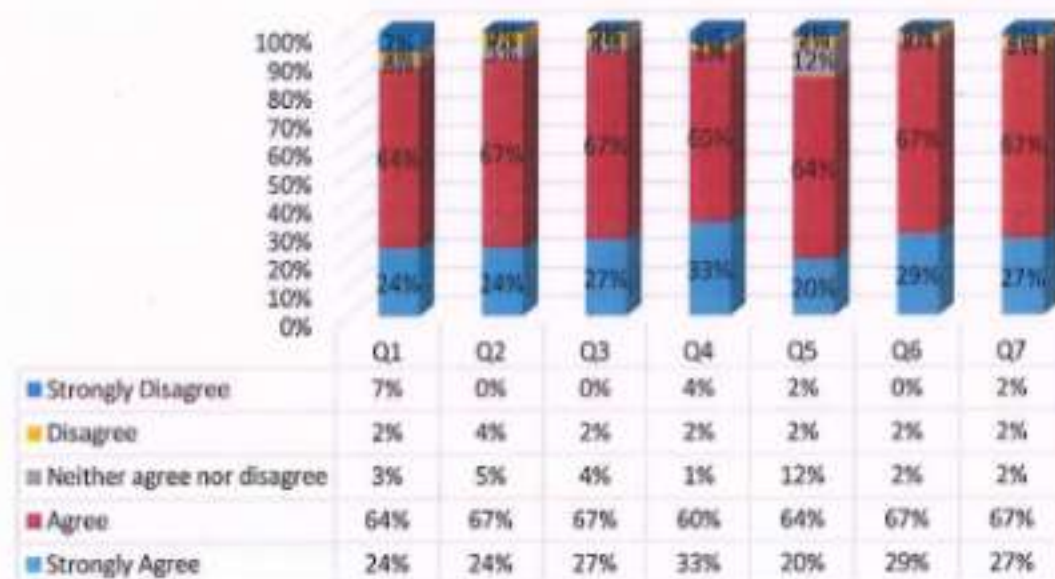
Teachers Name	Faculty	Class	Division	Student Count
Dr. H. N. Deshmukh	Commerce	BCOM FY, SY, TY	A, B, C	45

▪ **Questionnaire**

1. The teacher has in-depth knowledge of the subject.
2. The teacher completes the entire Syllabus in time.
3. It is easy to understand what the teacher teaches.
4. The teacher discusses the topics and interacts in the class.
5. The teacher is punctual and regular in the class.
6. The teacher encourages participation and discussion in the class.
7. The teacher uses modern teaching aids, power point presentation, web-resources, etc.

▪ **Response Table:**

Dr. H.N. Deshmukh



Analysis:

Online student feedback revealed that more than 91.42 % of the students agreed with all the statements. His easy way of teaching, encouragement, participation, and discussion in the class, and the use of modern teaching techniques were perceived positively.



I/C Principal
SBES College of Arts & Commerce
Aurangabad.

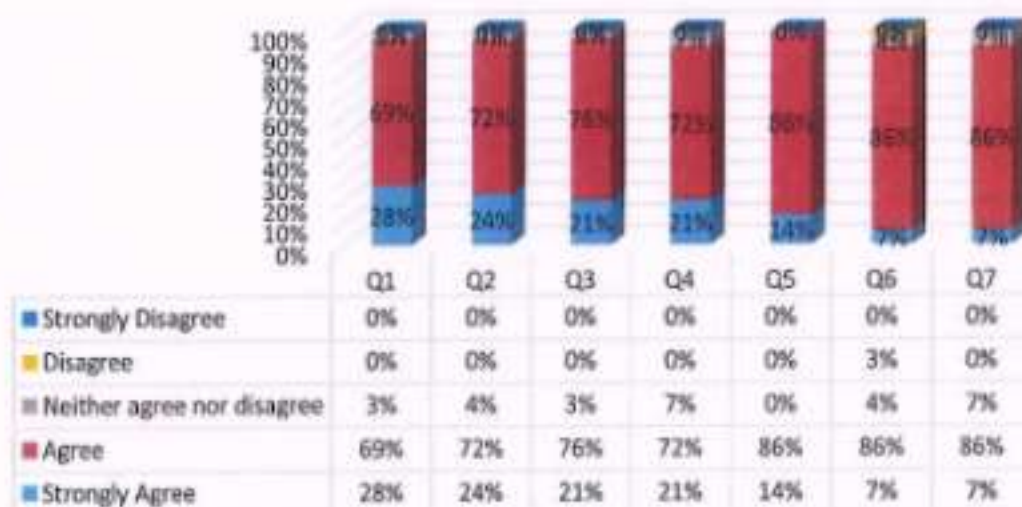
Teachers Name	Faculty	Class	Division	Student Count
Dr. P. P. Deo	Commerce	BCOM FY, SY, TY, MCOM FY, SY	A, B, C, D	29

▪ **Questionnaire**

1. The teacher has in-depth knowledge of the subject.
2. The teacher completes the entire syllabus in time.
3. It is easy to understand what the teacher teaches.
4. The teacher discusses the topics and interacts in the class.
5. The teacher is punctual and regular in the class.
6. The teacher encourages participation and discussion in the class.
7. The teacher uses modern teaching aids, power point presentation, web-resources, etc.

▪ **Response Table:**

Dr. P. P. Deo



Analysis:

It is observed from the above graph and table that more than 95.57% of the students agreed with all the positively perceived statements. 100% of the students agreed with the statement that 'the teacher discusses the topics and interacts in the class'.



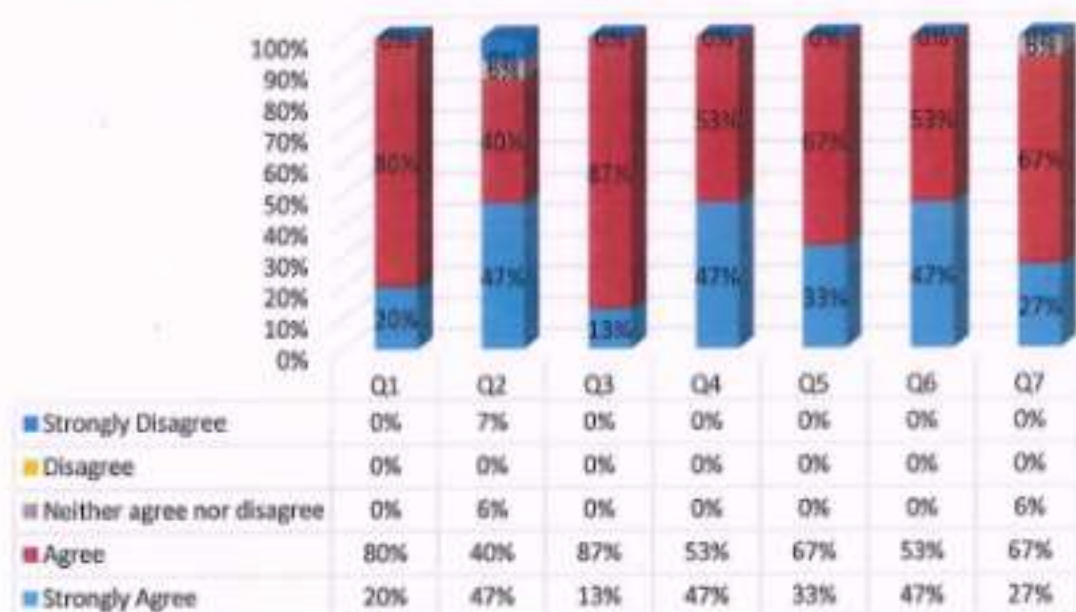
Teachers Name	Faculty	Class	Division	Student Count
Dr. G. G. Rajput	Arts and Commerce	BCOM FY	A, B, C, D, E	15

• **Questionnaire**

1. The teacher has in-depth knowledge of the subject.
2. The teacher completes the entire Syllabus in time.
3. It is easy to understand what the teacher teaches.
4. The teacher discusses the topics and interacts in the class.
5. The teacher is punctual and regular in the class.
6. The teacher encourages participation and discussion in the class.
7. The teacher uses modern teaching aids, power point presentation, web-resources, etc.

▪ **Response Table:**

Dr. G G Rajput



Analysis:

It has been observed from the above graph that 97.28% of the students are satisfied with the teaching of Dr. G. G. Rajput.



I/C Principal
SBES College of Arts & Commerce
Aurangabad.

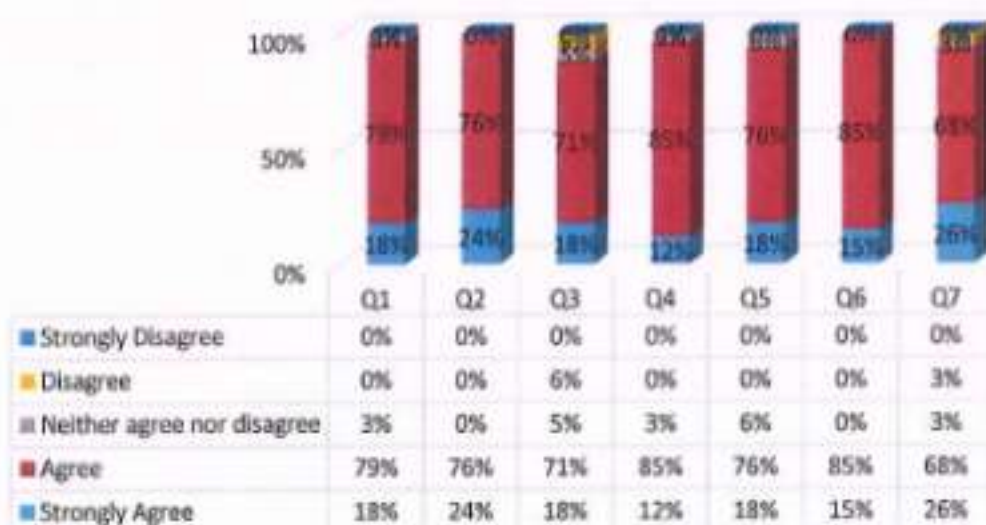
Teachers Name	Faculty	Class	Division	Student Count
Dr. S. G. Joshi	Commerce	BCOM FY,TY MCOM SY	A, B, C,D, E.	34

▪ **Questionnaire**

1. The teacher has in-depth knowledge of the subject.
2. The teacher completes the entire Syllabus in time.
3. It is easy to understand what the teacher teaches.
4. The teacher discusses the topics and interacts in the class.
5. The teacher is punctual and regular in the class.
6. The teacher encourages participation and discussion in the class.
7. The teacher uses modern teaching aids, power point presentation, web-resources, etc.

▪ **Response Table:**

Dr. S. G. Joshi



Analysis:

The student's response on teaching of Dr. Savita Joshi: 95.85 % of the students are satisfied with her teaching. On-time syllabus completion is the most satisfying factor observed about her teaching.



I/C Principal
SBES College of Arts & Commerce
Aurangabad.

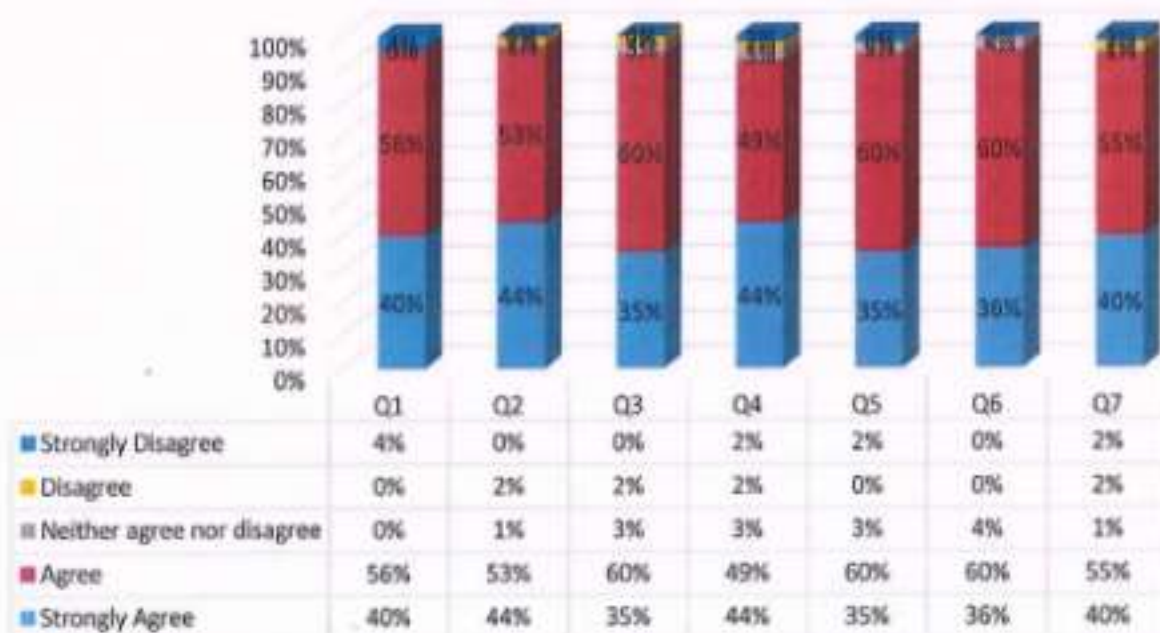
Teachers Name	Subject	Class	Division	Student Count
Dr. Seema Dhage	Commerce	BBA/BCOM	A	55

▪ **Questionnaire**

1. The teacher has in-depth knowledge of the subject.
2. The teacher completes the entire Syllabus in time.
3. It is easy to understand what the teacher teaches.
4. The teacher discusses the topics and interacts in the class.
5. The teacher is punctual and regular in the class.
6. The teacher encourages participation and discussion in the class.
7. The teacher uses modern teaching aids, power point presentation, web-resources, etc.

▪ **Response Table:**

Dr. Seema Dhage



Analysis:

The above chart describes the responses of the students about the teaching of Dr. Seema Dhage. 95.28% of the students expressed the overall satisfaction about her teaching. Her encouragement for participation and discussion in the class is the most satisfying factor observed about her teaching.



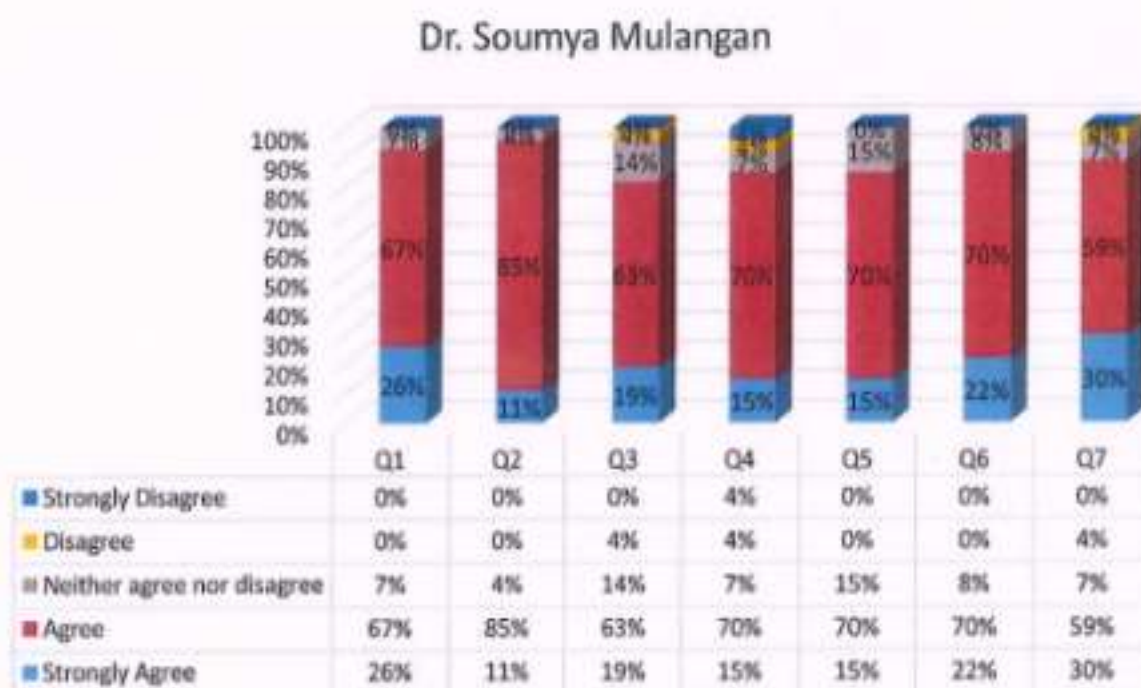
[Signature]
I/C Principal
SBES College of Arts & Commerce
Aurangabad.

Teachers Name	Faculty	Class	Division	Student Count
Dr. Soumya Mulangan	Commerce	BCOM SY, TY	A, B, C, D, E	27

▪ **Questionnaire**

1. The teacher has in-depth knowledge of the subject.
2. The teacher completes the entire Syllabus in time.
3. It is easy to understand what the teacher teaches.
4. The teacher discusses the topics and interacts in the class.
5. The teacher is punctual and regular in the class.
6. The teacher encourages participation and discussion in the class.
7. The teacher uses modern teaching aids, power point presentation, web-resources, etc.

▪ **Response Table:**



The above graph and table portray responses of the students about the teaching of Dr. Soumya Mulangan. It is observed from the data that more than 88.85% of students agreed with all the statements about her teaching.



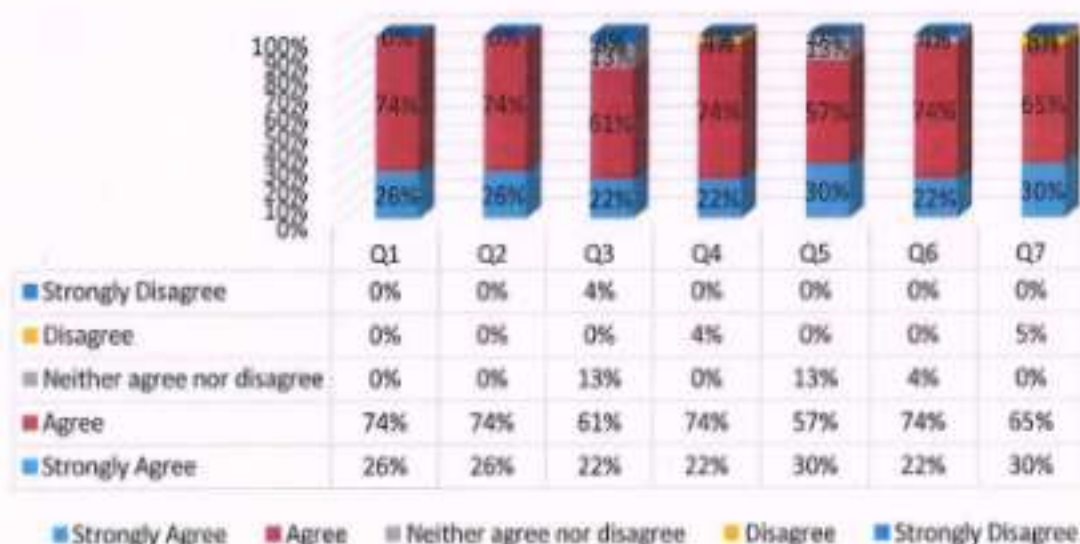
Teachers Name	Faculty	Class	Division	Student Count
Mr. A. B. Kulkarni	Commerce	BCOM T.Y.	C	23

▪ **Questionnaire**

1. The teacher has in-depth knowledge of the subject.
2. The teacher completes the entire Syllabus in time.
3. It is easy to understand what the teacher teaches.
4. The teacher discusses the topics and interacts in the class.
5. The teacher is punctual and regular in the class.
6. The teacher encourages participation and discussion in the class.
7. The teacher uses modern teaching aids, power point presentation, web-resources, etc.

▪ **Response Table:**

Mr.A.B.Kulkarni



Analysis:

It is observed from the above table that 93.85 % of the students are satisfied with all the aspects of teaching of Mr. A. K. Kulkarni. His encouragement for the participations and discussion in the class and the use of modern teaching aids is the most satisfying factor observed here.



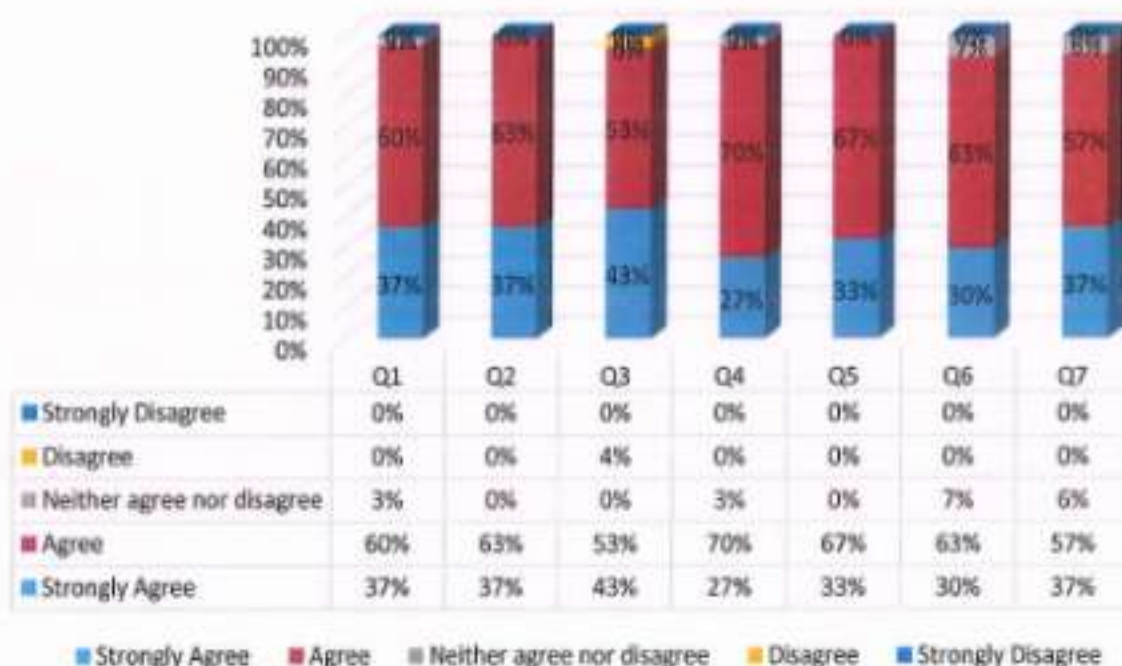
[Signature]
I/C Principal
SBES College of Arts & Commerce
Aurangabad.

Teachers Name	Faculty	Class	Division	Student Count
Dr. A. B. Wakle	ENGLISH	BCOM FY	A, B, C	30

▪ **Questionnaire:**

1. The teacher has in-depth knowledge of the subject.
2. The teacher completes the entire Syllabus in time.
3. It is easy to understand what the teacher teaches.
4. The teacher discusses the topics and interacts in the class.
5. The teacher is punctual and regular in the class.
6. The teacher encourages participation and discussion in the class.
7. The teacher uses modern teaching aids, power point presentation, web-resources, etc.

Dr. A. B. Wakle



Analysis: It is expressed in the above table that all the aspects of the teaching of Dr. A. B. Wakle is perceived positively by the students. Above 96.71 % of the students are satisfied with each aspect of her teaching.



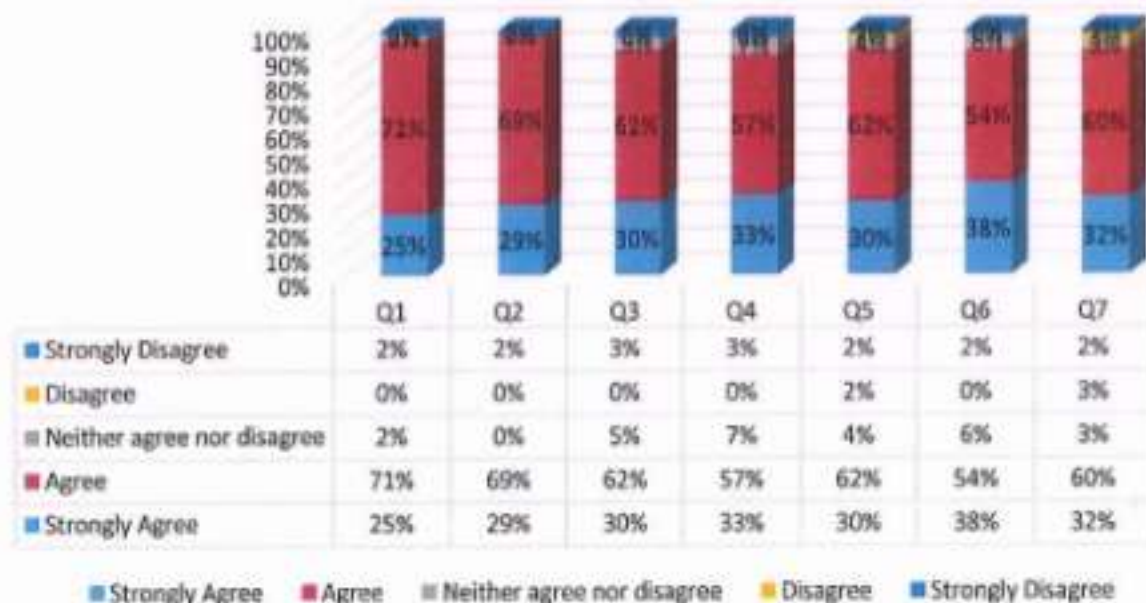

 I/C Principal
 SBES College of Arts & Commerce
 Aurangabad.

Teachers Name	Faculty	Class	Division	Student Count
Dr. V.U. Panchal	Commerce and Management Science	BCOM, BBA, BCA	A	63

▪ **Questionnaire**

1. The teacher has in-depth knowledge of the subject.
2. The teacher completes the entire Syllabus in time.
3. It is easy to understand what the teacher teaches.
4. The teacher discusses the topics and interacts in the class.
5. The teacher is punctual and regular in the class.
6. The teacher encourages participation and discussion in the class.
7. The teacher uses modern teaching aids, power point presentation, web-resources, etc.

Dr. V.U.Panchal



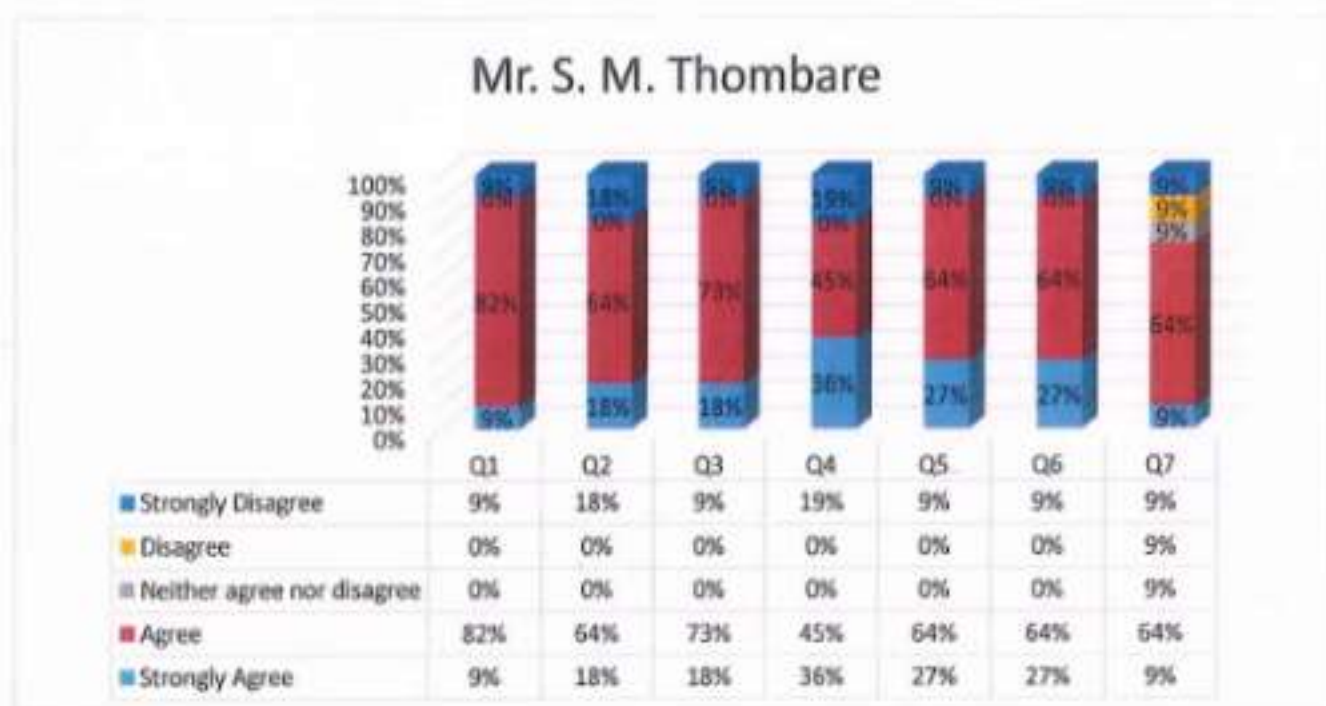
Analysis:

The above table reveals that more than 93.14 % of the students are satisfied with all the aspects of Dr. V. U. Panchal. The entire Syllabus completion on time is the most satisfying factor observed here.

Teachers Name	Faculty	Class	Division	Student Count
Mr. S. M. Thombare	Commerce	BCOM, MCOM	A, B, C, D	11

• **Questionnaire**


1. The teacher has in-depth knowledge of the subject.
2. The teacher completes the entire Syllabus in time.
3. It is easy to understand what the teacher teaches.
4. The teacher discusses the topics and interacts in the class.
5. The teacher is punctual and regular in the class.
6. The teacher encourages participation and discussion in the class.
7. The teacher uses modern teaching aids, power point presentation, web-resources, etc.



Analysis:

It is observed from the above table that 85.71% of the students are satisfied with all the aspects. But Syllabus completion on time, interaction, and discussion of the teacher as well as the use of modern teaching methods are observed to be the dissatisfying factor here.



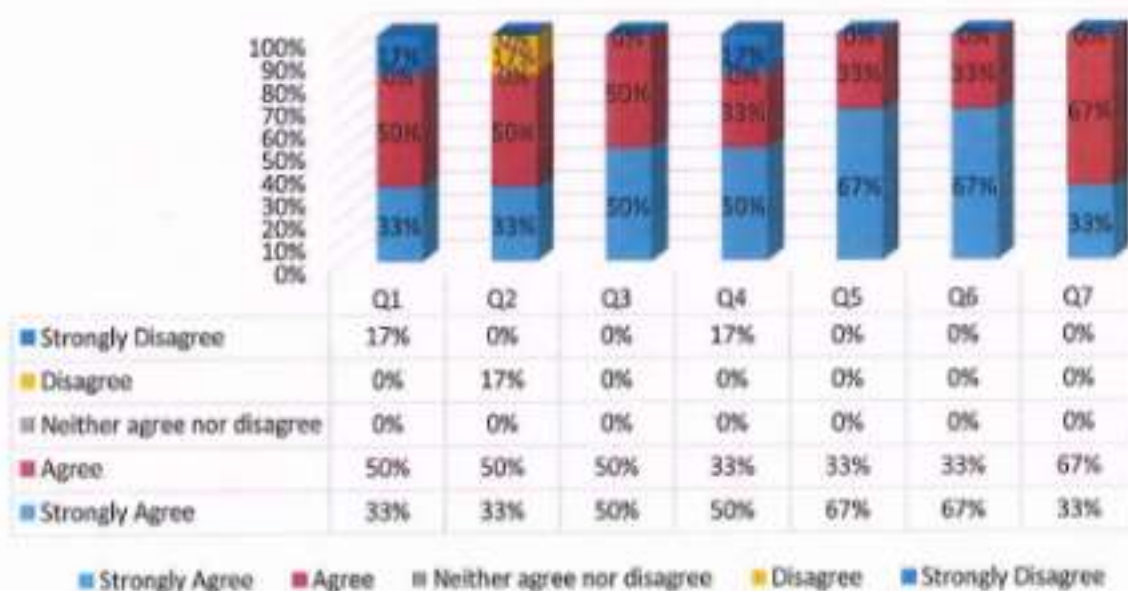

I/C Principal
SBES College of Arts & Commerce
Aurangabad.

Teachers Name	Faculty	Class	Division	Student Count
Dr. S.S. Ranmare	Commerce and Management Science	BCOM M. Com	A, B, C, D	6

▪ Questionnaire

1. The teacher has in-depth knowledge of the subject.
2. The teacher completes the entire Syllabus in time.
3. It is easy to understand what the teacher teaches.
4. The teacher discusses the topics and interacts in the class.
5. The teacher is punctual and regular in the class.
6. The teacher encourages participation and discussion in the class.
7. The teacher uses modern teaching aids, power point presentation, web-resources, etc.

Dr. S.S. Ranmare



Analysis:

It is observed from the above table that 92.71% of the students are satisfied with all the aspects of the teaching of Prof. S.S. Ranmare. The overall satisfaction is observed with the teaching of Mr. S. S. Ranmare.



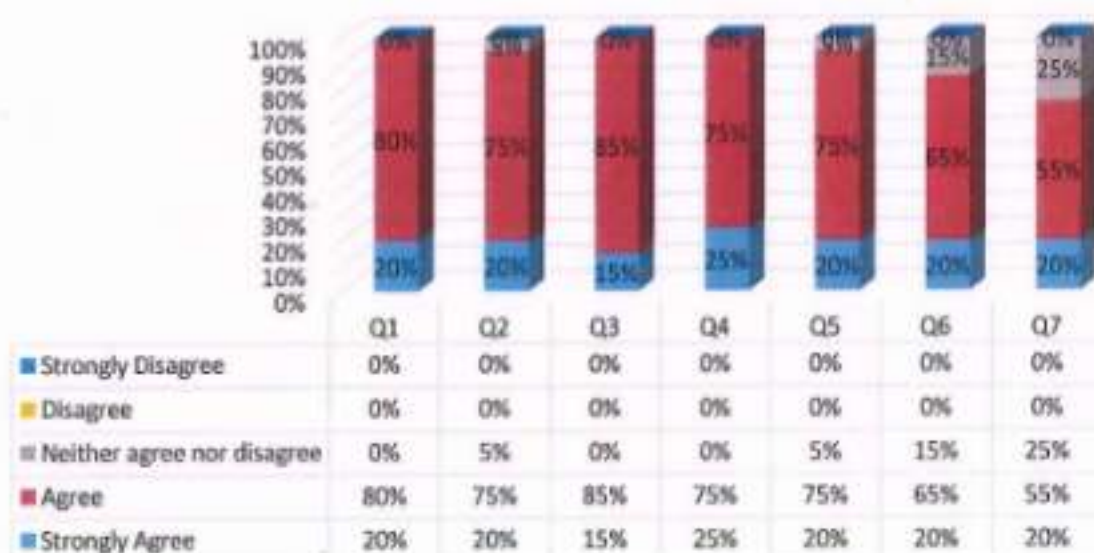
I/C Principal
 SBES College of Arts & Commerce
 Aurangabad.

Teachers Name	Faculty	Class	Division	StudentCount
Ms. Shital Mehar	Arts and Commerce	BCOM	A, B, C,D,E	20

▪ Questionnaire

1. The teacher has in-depth knowledge of the subject.
2. The teacher completes the entire Syllabus in time.
3. It is easy to understand what the teacher teaches.
4. The teacher discusses the topics and interacts in the class.
5. The teacher is punctual and regular in the class.
6. The teacher encourages participation and discussion in the class.
7. The teacher uses modern teaching aids, power point presentation, web-resources, etc.

Ms. Shital Mehar



Analysis:

It can be seen from the above table and graph that 92.85 % of the students are satisfied with all the aspects of Ms. Shital Mehar's teaching. Her in-depth knowledge is observed to be the most satisfying factor (100%). Only 25% of the students are unable to decide on her use of modern teaching aids.



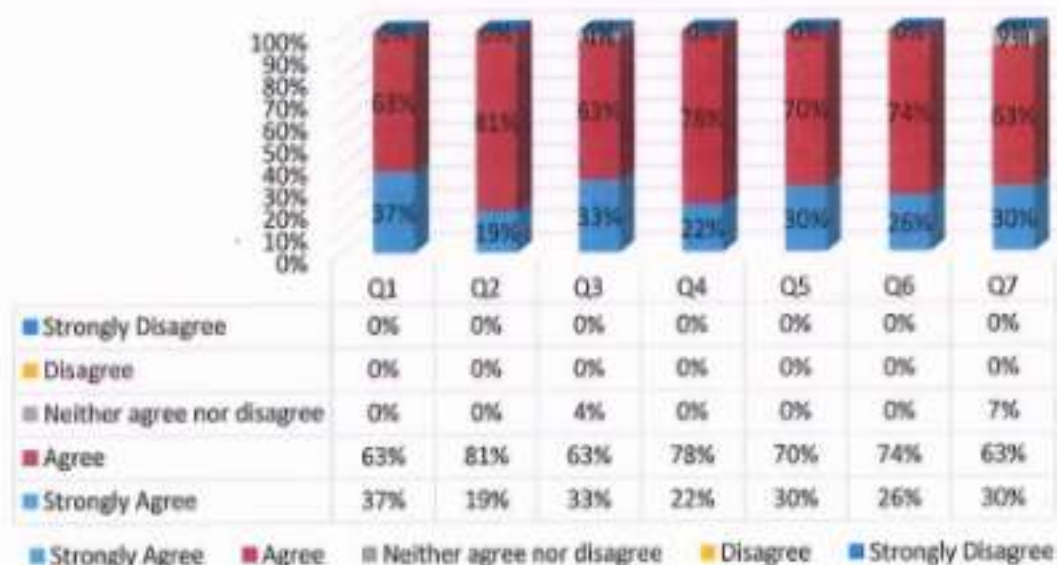
I/C Principal
SBES College of Arts & Commerce
Aurangabad.

Teachers Name	Faculty	Class	Division	Student Count
Dr. V. V. Deshpande	Arts and Commerce	BCOM	A, B,C,D,E	27

▪ Questionnaire

1. The teacher has in-depth knowledge of the subject.
2. The teacher completes the entire Syllabus in time.
3. It is easy to understand what the teacher teaches.
4. The teacher discusses the topics and interacts in the class.
5. The teacher is punctual and regular in the class.
6. The teacher encourages participation and discussion in the class.
7. The teacher uses modern teaching aids, power point presentation, web-resources, etc.

Dr. V. V. Deshpande



Analysis:

The above table and graph indicate that all the aspects of Dr. V.V. Deshpande were perceived positively. 98.42 % of the students are satisfied with all the factors of her teaching except the use of modern teaching aids, power point presentation, web-resources, etc.



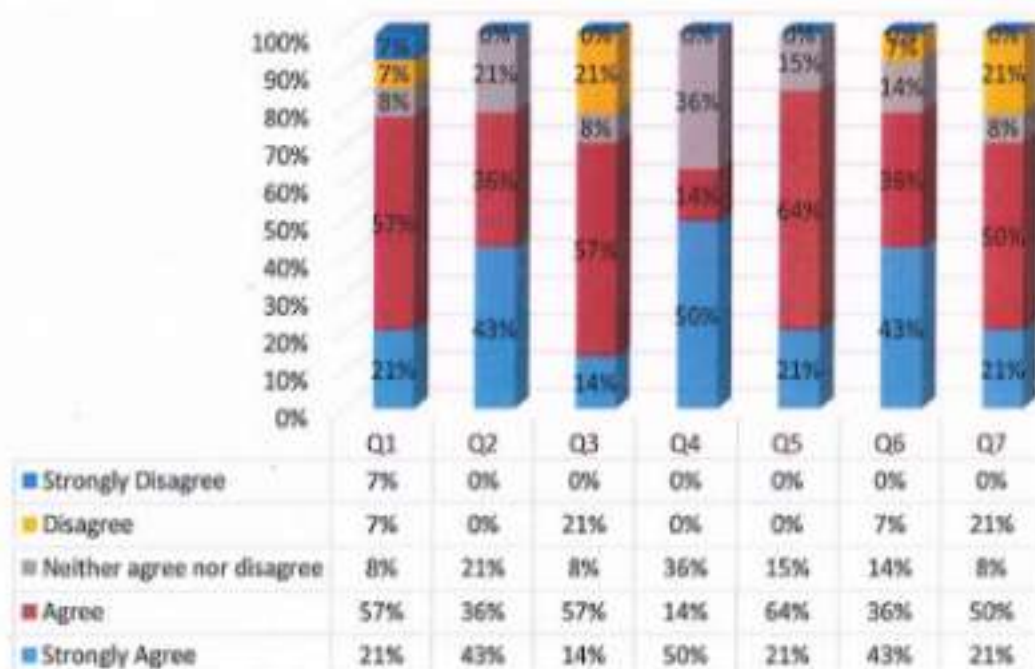
I/C Principal
SBES College of Arts & Commerce
Aurangabad.

Teachers Name	Faculty	Class	Division	Student Count
Mr. R. L. Gajre	Management Science	BBA/BCA	A	14

▪ Questionnaire

1. The teacher has in-depth knowledge of the subject.
2. The teacher completes the entire Syllabus in time.
3. It is easy to understand what the teacher teaches.
4. The teacher discusses the topics and interacts in the class.
5. The teacher is punctual and regular in the class.
6. The teacher encourages the participation and discussion in the class.
7. The teacher uses modern teaching aids, power point presentation, web-resources, etc.

Ms.R.L.Gajre



Analysis:

It is observed from the above table and graph that 75.28 % of the students are satisfied with the teaching of Mr. R. L. Gajre. More use of modern teaching aids, power point presentations, web-resources, etc. would be liked by the students.

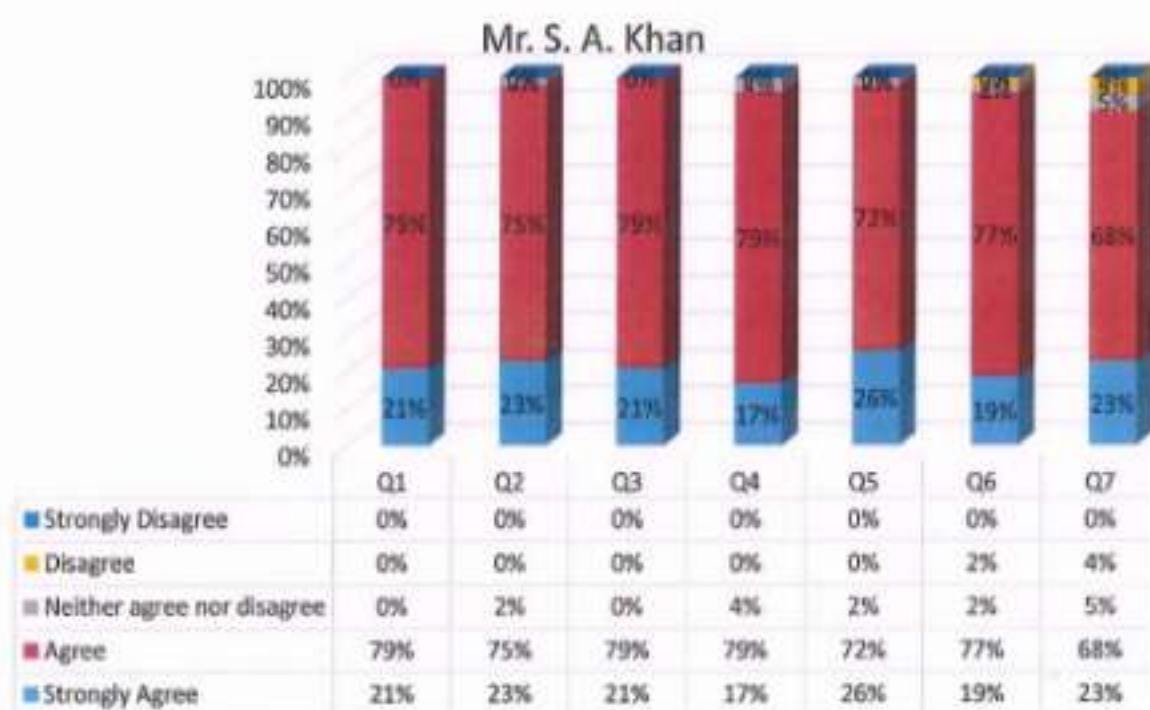


[Signature]
I/C-Principal
SBES College of Arts & Commerce
Aurangabad.

Teachers Name	Faculty	Class	Division	Student Count
Mr. S. A. Khan	Commerce	BCOM	C, D, E	53

▪ Questionnaire

1. The teacher has in-depth knowledge of the subject.
2. The teacher completes the entire Syllabus in time.
3. It is easy to understand what the teacher teaches.
4. The teacher discusses the topics and interacts in the class.
5. The teacher is punctual and regular in the class.
6. The teacher encourages participation and discussion in the class.
7. The teacher uses modern teaching aids, power point presentation, web-resources, etc.



Analysis:

It is revealed from the above graph that 97% of the students are satisfied with the teaching of Mr. S. A. Khan. All the aspects of his teaching are perceived positively. His in-depth knowledge of the Subject is observed to be the most satisfying factor here.

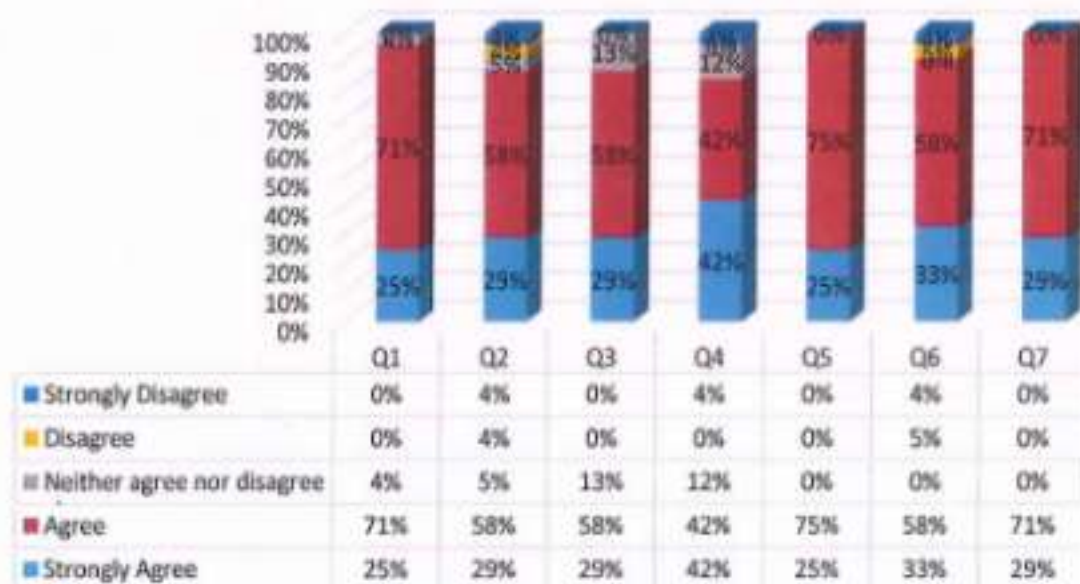


Teachers Name	Faculty	Class	Division	Student Count
Prof. P. P. Potdar	Commerce and Management Science	BCOM BBA, BCA	All	24

▪ **Questionnaire**

1. The teacher has in-depth knowledge of the subject.
2. The teacher completes the entire Syllabus in time.
3. It is easy to understand what the teacher teaches.
4. The teacher discusses the topics and interacts in the class.
5. The teacher is punctual and regular in the class.
6. The teacher encourages participation and discussion in the class.
7. The teacher uses modern teaching aids, power point presentation, web-resources, etc.

Prof. P.P. Potdar



Analysis:

It can be revealed from the above data that 92.14 % of the students agreed with all the aspects of the teaching of Ms. P. P. Potdar. Her encouragement for participation and discussion as well as the use of modern teaching aids, PPTs, Web-resources are observed to be the most satisfying factor here.



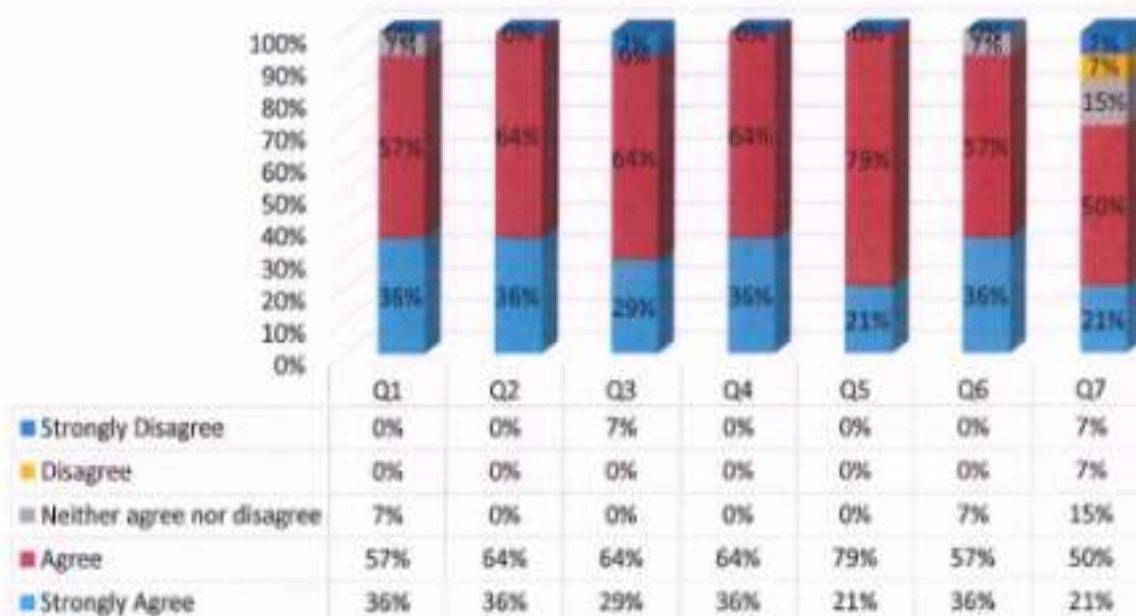
I/C Principal
SBES College of Arts & Commerce
Aurangabad.

Teachers Name	Subject	Class	Division	Student Count
Prof. P. P. Kulkarni	Commerce	BCOM	A, B, C, D	14

▪ **Questionnaire**

1. The teacher has in-depth knowledge of the subject.
2. The teacher completes the entire Syllabus in time.
3. It is easy to understand what the teacher teaches.
4. The teacher discusses the topics and interacts in the class.
5. The teacher is punctual and regular in the class.
6. The teacher encourages the participation and discussion in the class.
7. The teacher uses modern teaching aids, power point presentation, web-resources, etc.

Prof. P.P. Kulkarni



Analysis:

It can be seen from the above table that 92.85% of students are satisfied with the teaching of Prof. P. P. Kulkarni. Only the use of modern teaching aids, PPTs, Web-resources etc. are seen as the dissatisfying factor for 14% of the students.



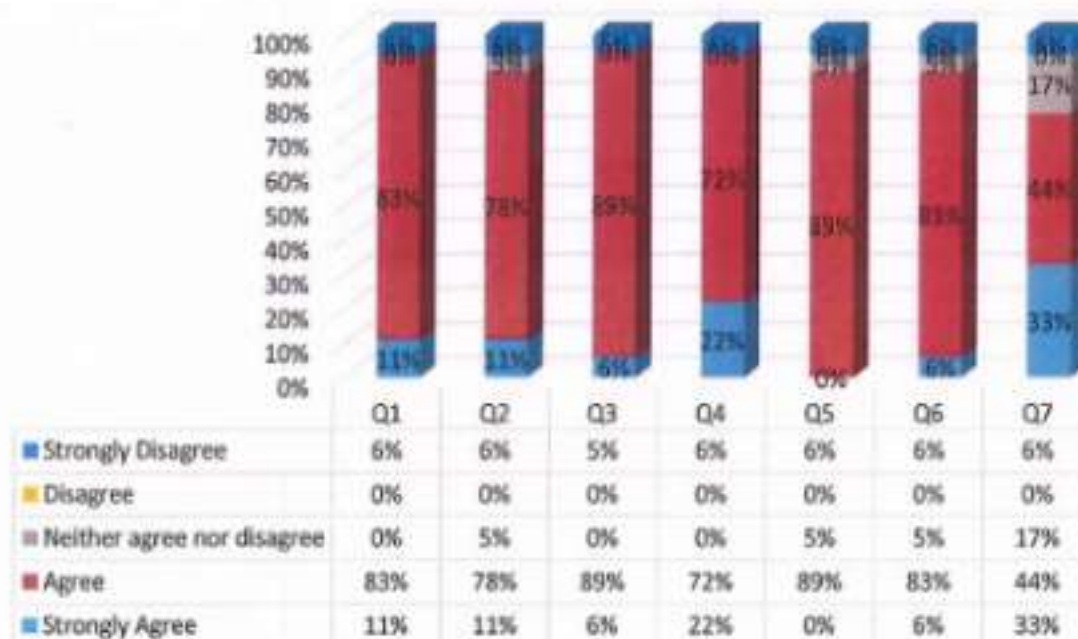
I/C Principal
SBES College of Arts & Commerce
Aurangabad.

Teachers Name	Faculty	Class	Division	Student Count
Prof. P. S. Pandit	Commerce	BCOM	A, B, C, D.	18

▪ **Questionnaire**

1. The teacher has in-depth knowledge of the subject.
2. The teacher completes the entire Syllabus in time.
3. It is easy to understand what the teacher teaches.
4. The teacher discusses the topics and interacts in the class.
5. The teacher is punctual and regular in the class.
6. The teacher encourages participation and discussion in the class.
7. The teacher uses modern teaching aids, power point presentation, web-resources, etc.

Prof. P.S. Pandit



Analysis:

The above table depicts that all the aspects of the teaching of Prof. P. S. Pandit is perceived positively. More than 89.57 % of students are satisfied with her teaching. Different aspects of her teaching were rated positively.



[Signature]
I/C Principal
SBES College of Arts & Commerce
Aurangabad.

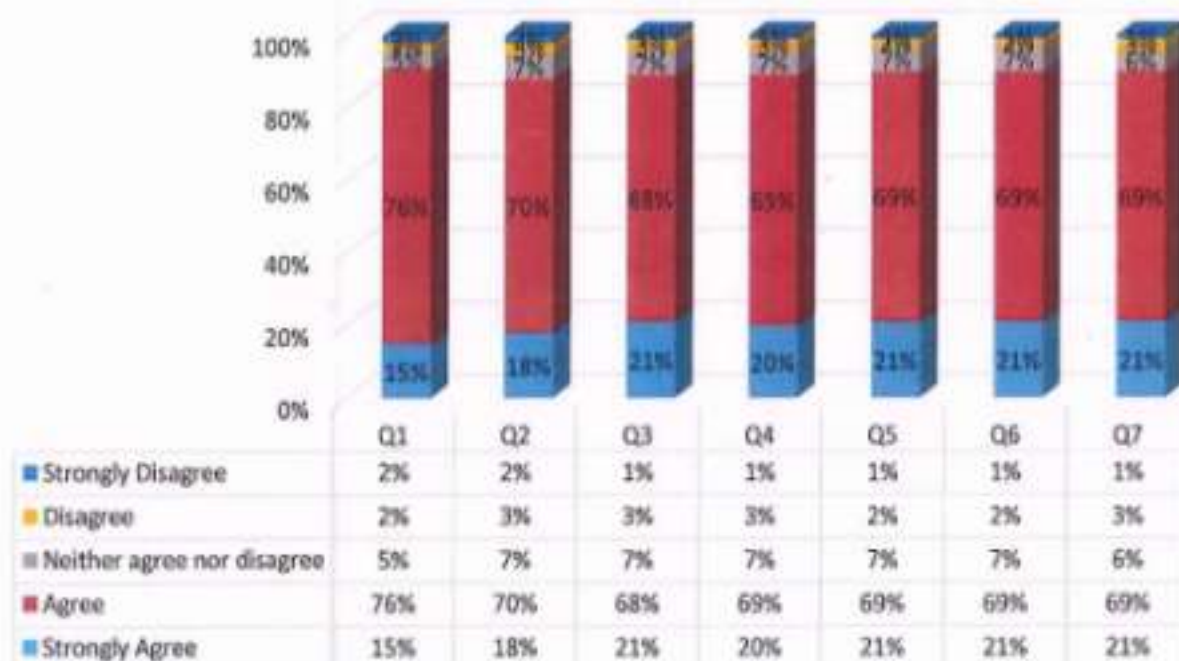
4)STUDENTS FEEDBACK ON ACTIVITY/PROGRAM/PROJECT

Questionnaire:

1. The Activity/Program/Project is relevant.
2. The Objectives of the Activity/Program/Project are accomplished.
3. The Activity/Program/Project is properly planned.
4. The Activity/Program/Project is well administered.
5. The Activity/Program/Project is creative and innovative.
6. The Activity/Program/Project helped in the overall Personality Development.
7. The Activity/Program/Project provided an opportunity for participation and contribution.

Response table:

Feedback on Activity, Program, Project



Analysis:

Feedback survey for each activity each term is used to measure students' perceptions of the learning context. It assists in the identification of the areas of strengths and areas needing improvement in the College activity/program/project offerings. It is revealed from the data that more than 89.57% of the students agreed with all the positively perceived statements. They observed that the activity/program/project is relevant, properly planned, well administered and innovative, which helped them develop their personality. It is found from the graph that they got an opportunity to participate and contribute.



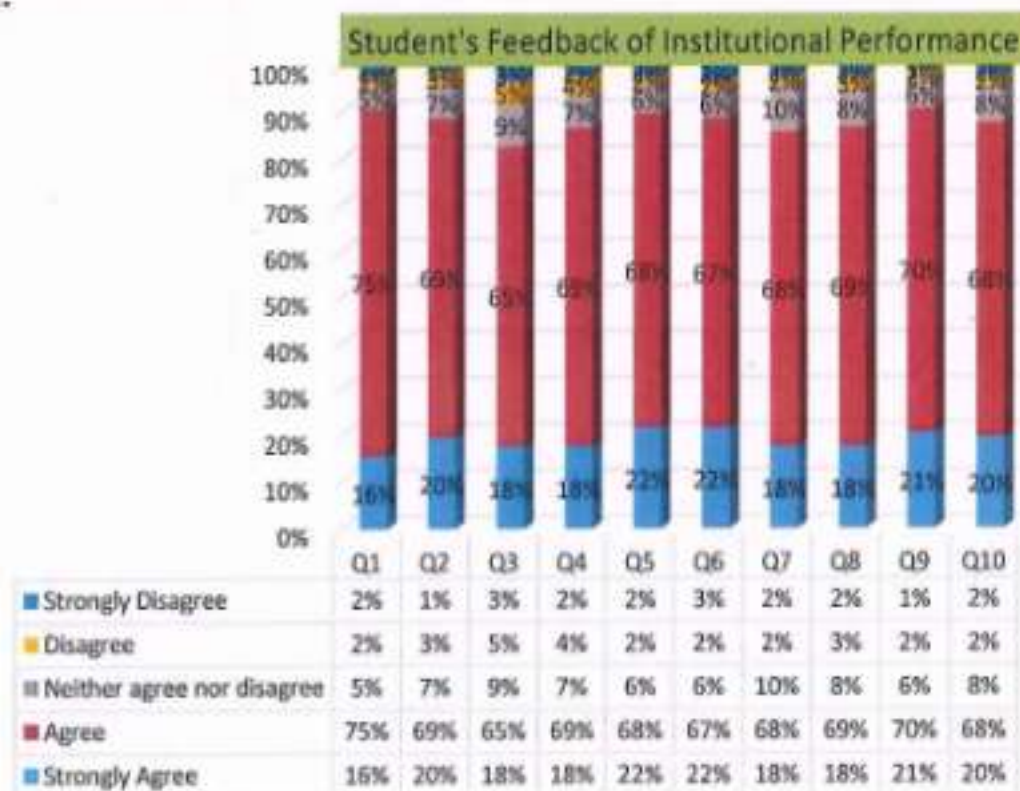
I/C Principal
SBES College of Arts & Commerce
Aurangabad.


5) STUDENTS FEEDBACK ON INSTITUTIONAL PERFORMANCE

• Questionnaire

1. The Courses, Optional Subjects, Admission Process are easy to understand.
2. The College has Competent Teachers, Learning Environment, Fair and Transparent Evaluation Methods.
3. The College provides Research Training and Extension Opportunities for students' progress.
4. The College's Infrastructure, Resources and Facilities are proper for education.
5. Various Co-curricular and Extra-curricular activities are undertaken - (NCC, NSS, Cultural, Music, Drama, Sports, etc.)
6. The College provides various Scholarships, Free-ships, Concessions and Awards.
7. Students are involved in Leadership Opportunities, Decision Making through Students Council, clubs /Committees, Forums.
8. The Administration and the College Office are Student-Centric and Helpful.
9. The students belonging to various sections and gender are given equal opportunities for academic growth and overall personality development.
10. The College has an environmentally friendly policy, grievance redressal, value-based approach.

Response Table:





 I/C Principal
 SBES College of Arts & Commerce
 Aurangabad.

Analysis:

Feedback from the Institute is also taken from all the students once a year. This includes feedback on the facilities and the infrastructure of the institute. It was revealed from the above graph that 88.10% of the students are satisfied with all the aspects of institutional performance. 90% of the students agreed with the statement that the students belonging to various sections and genders are given equal opportunities for academic growth and the overall personality development.




I/C Principal
SBES College of Arts & Commerce
Aurangabad.

Action Taken Report on Feedback 2019-2020

1)	Curriculum Feedback of Students		
	BAFY	No action required	-
	BASY	Needs to clear aims and objectives to the students and teacher.	Issues were discussed in the CDC meeting held on 20 December 2019.
		Needs sufficient no. of option papers.	
	BATY	Needs to clear aims and objectives to the students and teacher.	Issue was discussed in the CDC meeting held on 20 December 2019.
	BBAFY	No action required	-
	BBASY	No action required	-
	BBA TY	No action required	-
	BCA FY	Need to frame interesting Syllabus / Course Need sufficient no. of optional papers.	Issues were discussed in the CDC meeting held on 20 December 2019.
	BCA SY	No action required	-
	BCA TY	Need to frame a suitable course.	Issues were discussed in the CDC meeting held on 20 December 2019.
	BCOM FY	Needs to frame a more interesting Syllabus. There should be a balance between theory and practical. Needs sufficient no. of optional papers.	Issue was discussed in the CDC meeting held on 20 December 2019.
	BCOM SY	There should be a balance between theory and practical	Issue was discussed in the CDC meeting held on 20 December 2019.
	BCOM TY	There should be a balance between theory and practical. Needs interesting Syllabus. Needs sufficient no. of optional papers.	Issue is discussed in the CDC meeting held on 20 th December 2019.
	MCOM .FY	Needs clarity in the Syllabus. Needs balance between theory and application. Needs to increase optional papers.	Issue was discussed in the CDC meeting held on 20 December 2019.
	MCOM .SY	Needs clarity in business.	Issues were discussed in the CDC meeting held on 20 December 2019.
2)	Curriculum Feedback by Teachers	No action required	-
3)	Curriculum Feedback by Parents	No action required	-



I/C Principal
SBES College of Arts & Commerce
Aurangabad.

4)	Curriculum Feedback by Alumni	Needs balance between theory and application.	Issue was discussed in the CDC meeting held on 08 February 2020.
5)	Curriculum Feedback by Employer	Needs to think almost all the aspects of Syllabus.	Issue was discussed in the CDC meeting held on 08/02/2020
6)	Teachers feedback by students Dr. A.V. Chaudhari Dr. D.S. Chavan Dr. F.A. Baig Dr. H. N. Deshmukh Dr. Pramod Deo Dr. S. G. Joshi Dr. Seema Dhage Dr. Soumya Mulangan Mr. A. B. Kulkarni Mr. S. M. Thombare Mr. S. S. Ranmare Ms. Shital Mehar Dr. V. V. Deshpande Mr. R. L. Gajre Mr. S. A. Khan Ms. P. P. Potdar Ms. P. P. Kulkarni Ms. P. S. Pandit	Needs to encourage interaction with students. Teacher should use modern technology while teaching.	Issues were discussed in the departmental meeting.
7)	Students feedback on activity/project/program	No action required	-
8)	Students feedback on Institutional Performance	No action required	-






SBES College of Arts and Commerce Aurangabad

Feedback Analysis Reports (2020-2021)

Internal Quality Assurance Cell





I/C Principal
SBES College of Arts & Commerce
Aurangabad.

Contents

	Page No
1. Introduction	3
2. Curriculum Feedback by Students	4
3. Curriculum Feedback by Teachers, Parents, Alumni, Employer	19
4. Teacher's Feedback by Students	23
5. Feedback on Activity, Program, Project	32
6. Student's Feedback of Institutional Performance Action Taken Report	33




I/C Principal
SBES College of Arts & Commerce
Aurangabad.

INTRODUCTION

SBES College of Arts and Commerce is situated in Aurangabad. It is affiliated with Dr. Babasaheb Ambedkar Marathwada University, Aurangabad, Maharashtra. The College offers various courses, like BCOM, BA, BCA, and BBA at Under Graduation level and MCOM at Post-Graduation level. Presently, over 3000 students are studying in the College. The Internal Quality Assurance Cell (IQAC) of the College has continuously been working on quality improvement and the betterment of students' learning experiences. In order to analyze the lag areas of the College and scope for further improvement, feedback from various stakeholders has been received. This report focuses on the feedback of students on Syllabus and Teachers.

DATA COLLECTION AND ANALYSIS

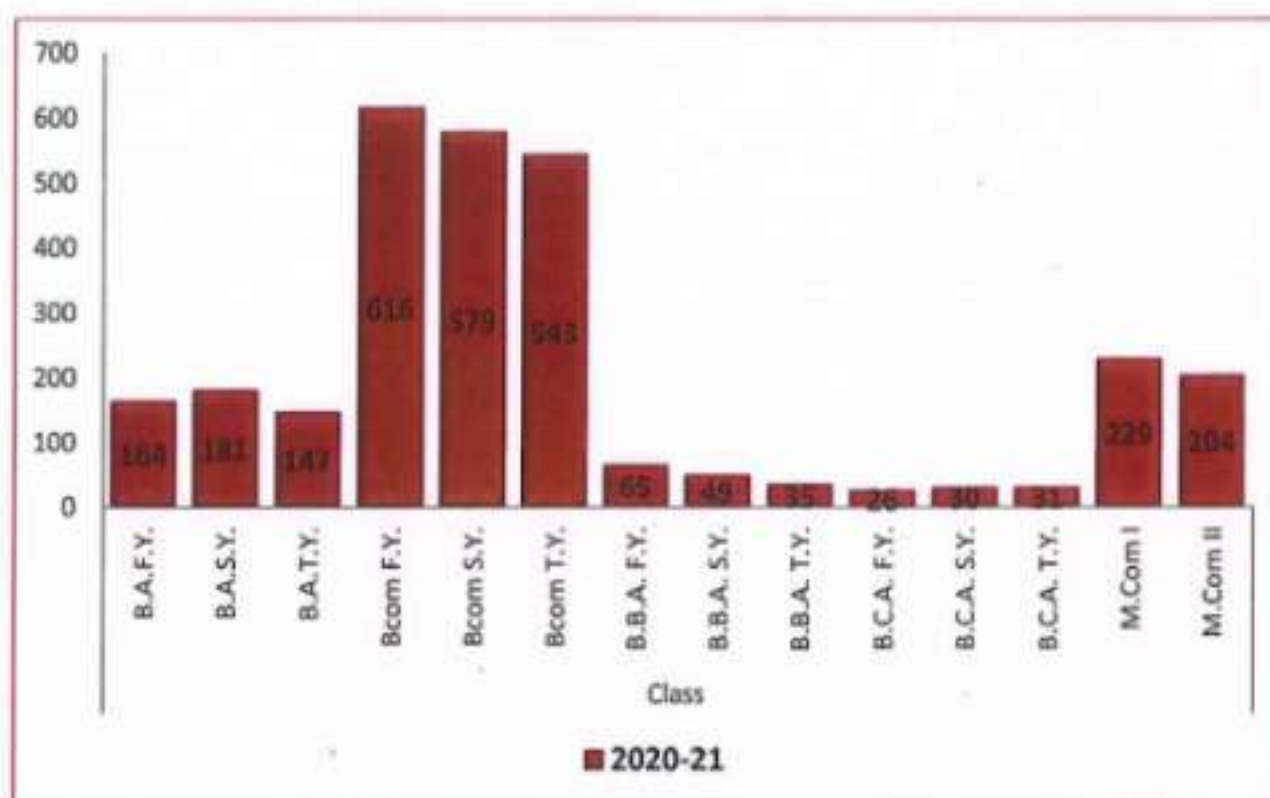
An effort was made to receive feedback from all the students of the College. For this purpose, a Google form was created and sent to students. As many as 1902 responses have been received on overall feedback and a total of 1044 responses have been received on Teachers from the students. In order to arrive at comprehensive results, useful statistical tools like percentage, etc. have been used. For the effective presentation of the data, various types of graphs have been used.

CLASS-WISE STUDENTS STRENGTH 2020-2021

Year	Class	Student Strength
2020-21	BAFY	164
	BASY	181
	BATY	147
	BCOM FY	616
	BCOM SY	579
	BCOM TY	543
	BBA FY	65
	BBA SY	49
	BBA TY	35
	BCA FY	26
	BCA SY	30
	BCA TY	31
	MCOM FY	229
	MCOM SY	204



FEEDBACK BY STUDENTS (CLASS-WISE)



FEEDBACK BY STUDENTS (CLASS-WISE)

In order to analyze the lag areas of the College and scope for further improvement, feedback from various stakeholders has been collected. This feedback was on the Syllabus and the Teachers, Activity/Programs/Projects and Institutional Performance.

1. Curriculum Feedback by Students
2. Curriculum Feedback by Teachers, Parents, Alumni, Employer
3. Teacher's Feedback by Students
4. Feedback on Activity, Program, Project
5. Student's Feedback of Institutional Performance

The College is affiliated with Dr. Babasaheb Ambedkar Marathwada University, Aurangabad. It follows the syllabus prescribed by the university. Curriculum feedback by students was collected class-wise to know student's satisfaction towards the curriculum and learning. The feedback will be used for syllabus revision, restructuring of curriculum and qualitative improvement of the program. The following questionnaire is used to know the perception of students. In order to analyze the student responses on syllabus, various questions were asked, and 795 responses were collected from the students.



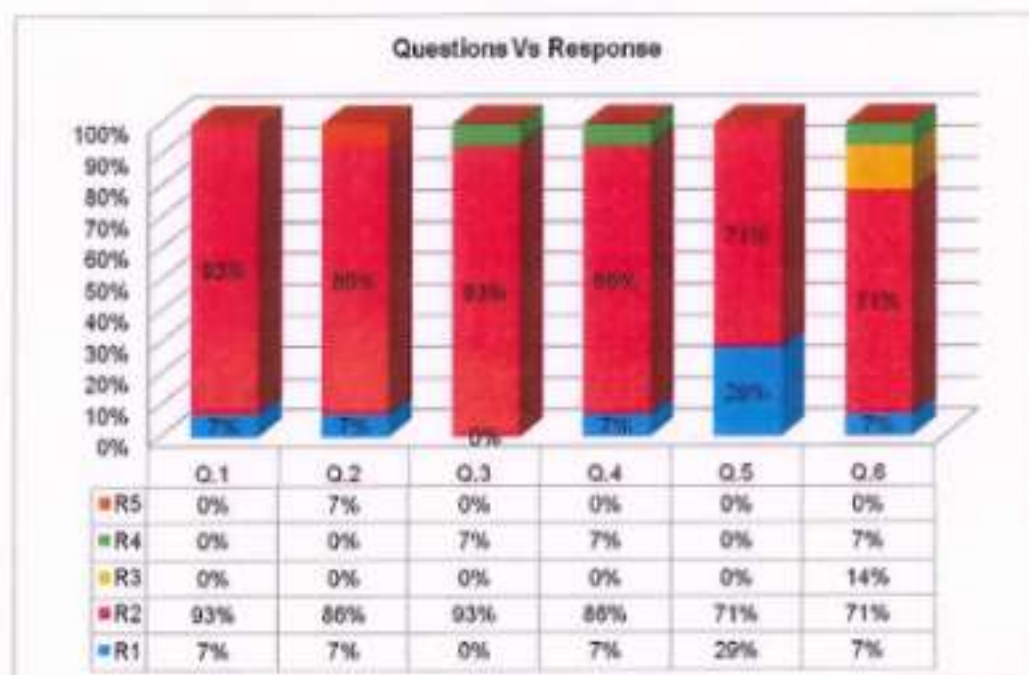
- **Questionnaire**

1. The Syllabus is suitable for the Course.
2. The Syllabus is need-based.
3. Aims and Objectives of the Syllabi are well-defined and clear to the teachers and the students.
4. The Course/Syllabus has a good balance between theory and application.
5. The Course/Syllabus has made me interested in the subject area.
6. The Course/Program of studies carries sufficient number of optional papers.

Courses	Division	Student Count
BAI Year	A, B, C, D	14

- **Response Table:**

[R1-Strongly Agree, R2-Agree, R3-Neutral, R4-Disagree, R5-Strongly Disagree]



Analysis:

The BAFY students' responses on curriculum were collected and analyzed. 94.50% of the students agreed with the statement that 'the syllabus is suitable to the course and is balanced between theory and application'. But a few students were unable to decide about the statement that 'the Course/Syllabus has made me interested in the subject area as well the no. of sufficient optional papers.



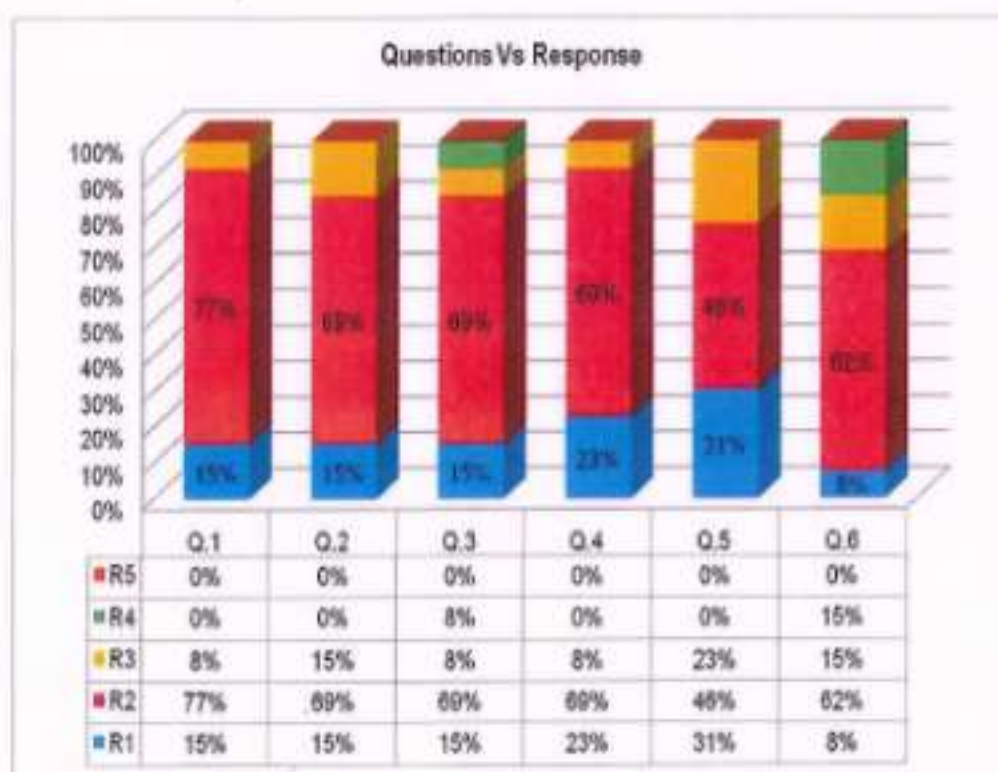
- Questionnaire**

1. The Syllabus is suitable for the Course.
2. The Syllabus is need-based.
3. Aims and Objectives of the Syllabi are well-defined and clear to the teachers and the students.
4. The Course/Syllabus has a good balance between theory and application.
5. The Course/Syllabus has made me interested in the subject area.
6. The Course/Program of studies carries sufficient number of optional papers.

Courses	Division	Student Count
BA II Year	A, B, C	13

- Response Table:**

[R1-Strongly Agree, R2-Agree, R3-Neutral, R4-Disagree, R5-Strongly Disagree]



Analysis: The BASY students' responses on curriculum were collected and analyzed. 83.16% of the students agreed with all the statements that are positively framed except the statements that 'the Course/Syllabus has made me interested in the subject area' and 'the Course/Program of studies carries sufficient number of optional papers statements'.



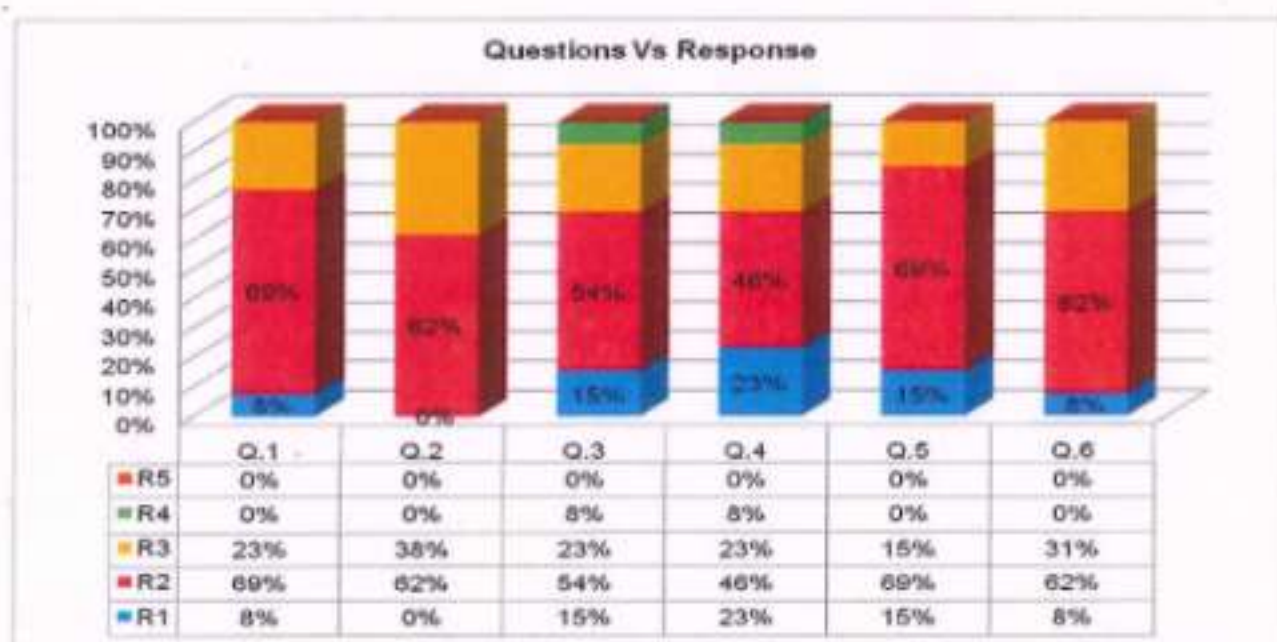
- **Questionnaire**

1. The Syllabus is suitable for the Course.
2. The Syllabus is need-based.
3. Aims and Objectives of the Syllabi are well-defined and clear to the teachers and the students.
4. The Course/Syllabus has a good balance between theory and application.
5. The Course/Syllabus has made me interested in the subject area.
6. The Course/Program of studies carries sufficient number of optional papers.

Courses	Division	Student Count
BA III Year	A, B	13

- **Response Table:**

[R1-Strongly Agree, R2-Agree, R3-Neutral, R4-Disagree, R5-Strongly Disagree]



Analysis: The BATY students' responses on curriculum were collected and analyzed. 71.83% of the students agreed with all the statements that are positively framed but the number of optional papers was the dissatisfying factor.



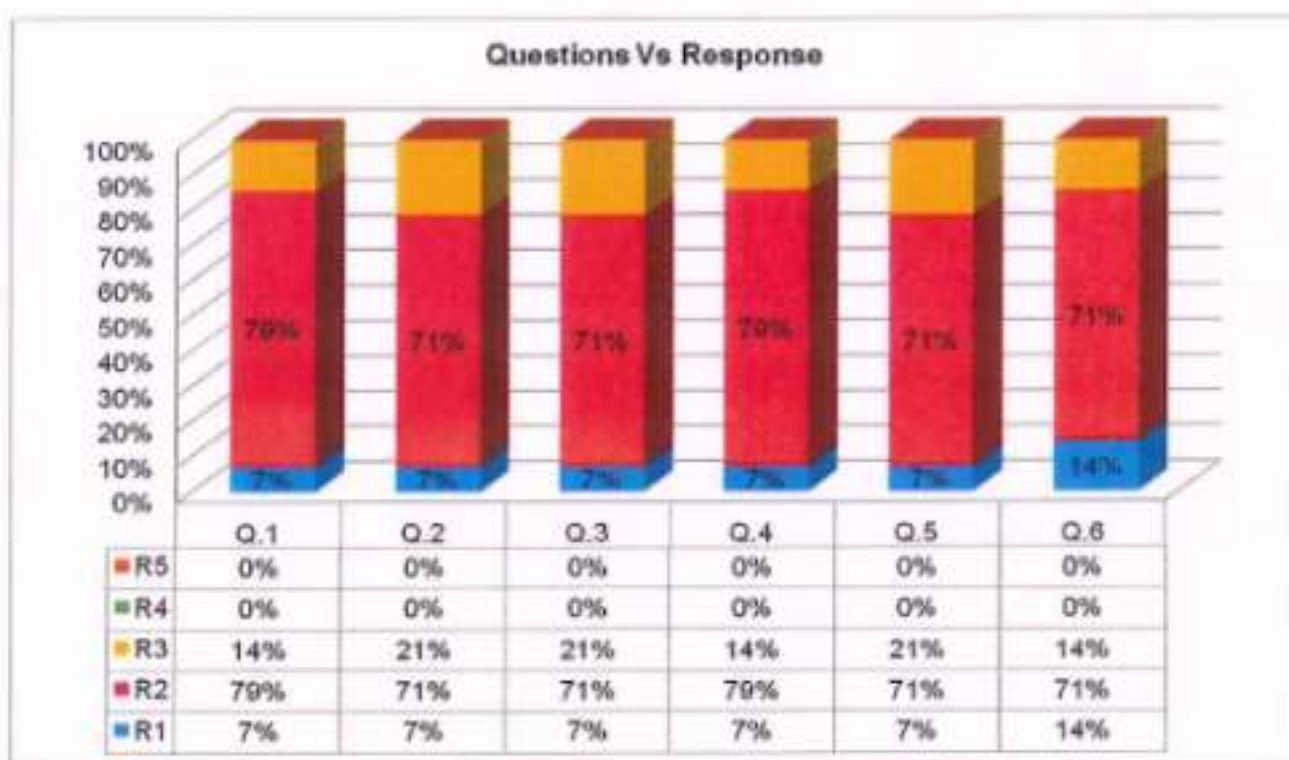
• **Questionnaire**

1. The Syllabus is suitable for the Course.
2. The Syllabus is need-based.
3. Aims and Objectives of the Syllabi are well-defined and clear to the teachers and students.
4. The Course/Syllabus has a good balance between theory and application.
5. The Course/Syllabus has made me interested in the subject area.
6. The Course/Program of studies carries sufficient number of optional papers.

Courses	Division	Student Count
BBA I Year	A	14

• **Response Table:**

[R1-Strongly Agree, R2-Agree, R3-Neutral, R4-Disagree, R5-Strongly Disagree]



Analysis:

The BBA FY students' responses on curriculum were collected and analyzed. 81.83% of the students agreed with all the statements that are positively framed but they were unable to decide on the statements: 'on balance of theory and practical', 'interesting subject area', and 'sufficient number of optional papers'.



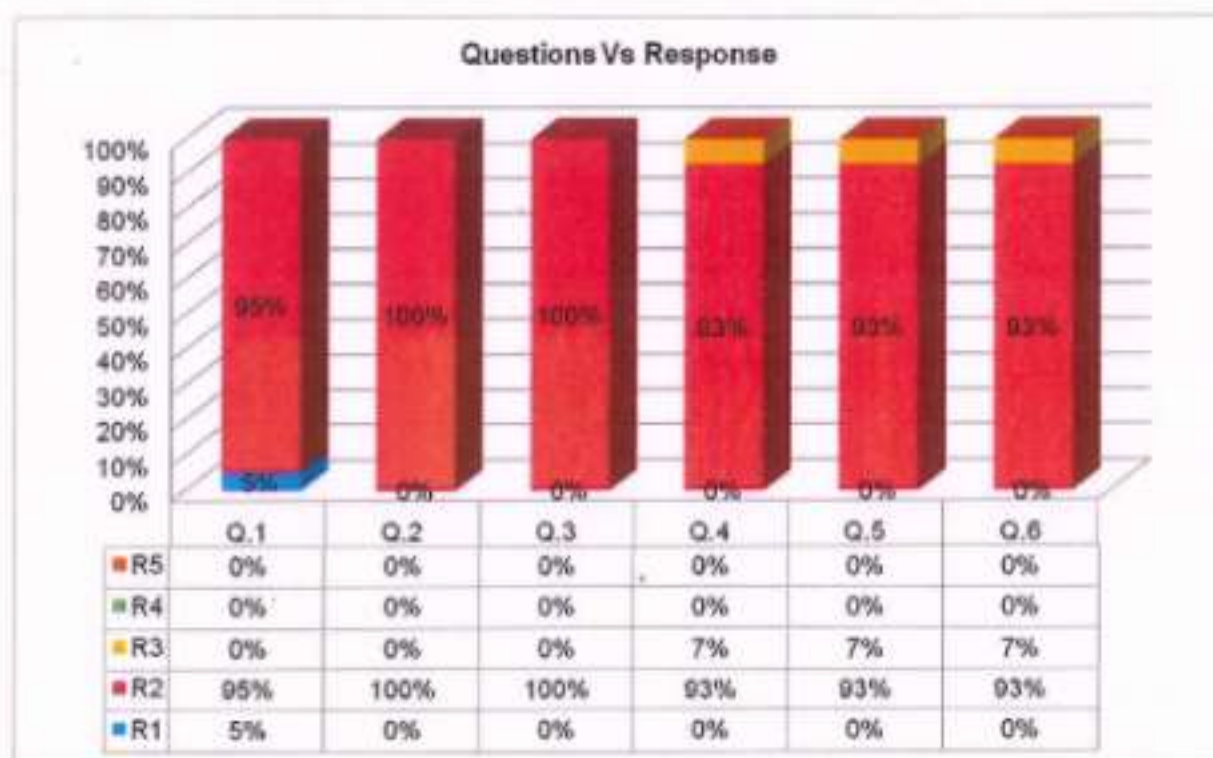
- **Questionnaire**

1. The Syllabus is suitable to the Course.
2. The Syllabus is need-based.
3. Aims and Objectives of the Syllabi are well-defined and clear to the teachers and students.
4. The Course/Syllabus has a good balance between theory and application.
5. The Course/Syllabus has made me interested in the subject area.
6. The Course/Program of studies carries sufficient number of optional papers.

Courses	Division	Student Count
BBA II Year	A	19

- **Response Table:**

[R1-Strongly Agree, R2-Agree, R3-Neutral, R4-Disagree, R5-Strongly Disagree]



Analysis:

The BBA SY students' responses on curriculum were collected and analyzed. All the students are satisfied with suitability and need-based syllabus. 96.50 % of the students are satisfied with the balance between theory and application, interest area as well as the number of optional papers.



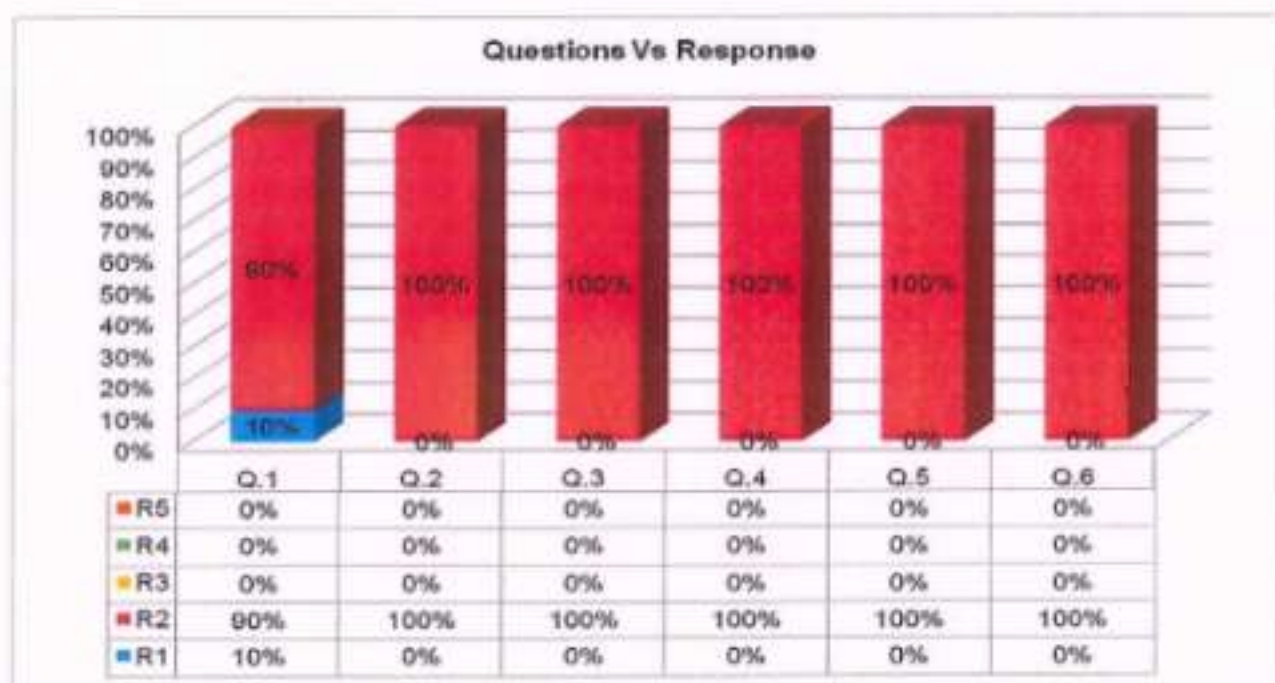
• **Questionnaire**

1. The Syllabus is suitable to the Course.
2. The Syllabus is need-based.
3. Aims and Objectives of the Syllabi are well-defined and clear to the teachers and students.
4. The Course/Syllabus has a good balance between theory and application.
5. The Course/Syllabus has made me interested in the subject area.
6. The Course/Program of studies carries sufficient number of optional papers.

Courses	Division	Student Count
BBA III Year	A	10

• **Response Table:**

[R1-Strongly Agree, R2-Agree, R3-Neutral, R4-Disagree, R5-Strongly Disagree]



Analysis:

The BBA TY students' responses on curriculum were collected and analyzed. 100% of the students are satisfied with suitability and need-based syllabus, satisfied with the balance between theory and application, interest area as well as number of optional papers.



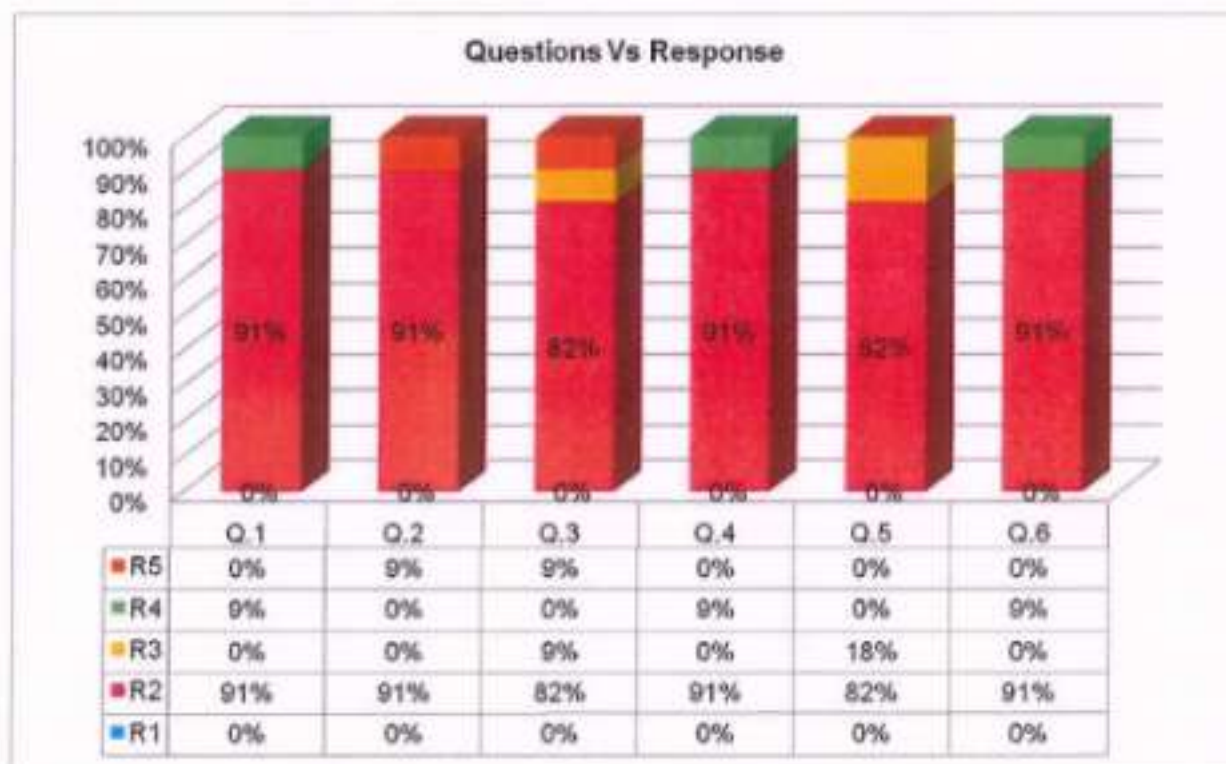
- **Questionnaire**

1. The Syllabus is suitable for the Course.
2. The Syllabus is need-based.
3. Aims and Objectives of the Syllabi are well-defined and clear to the teachers and students.
4. The Course/Syllabus has a good balance between theory and application.
5. The Course/Syllabus has made me interested in the subject area.
6. The Course/Program of studies carries sufficient number of optional papers.

Courses	Division	Student Count
BCA I Year	A	11

- **Response Table:**

[R1-Strongly Agree, R2-Agree, R3-Neutral, R4-Disagree, R5-Strongly Disagree]



Analysis:

The BCAFY students' responses on curriculum were collected and analyzed. 88 % of the students agreed with all the statements that are positively framed but a few students did not agree with the statements: 'balance between theory and application' as well as 'sufficient number optional papers'.



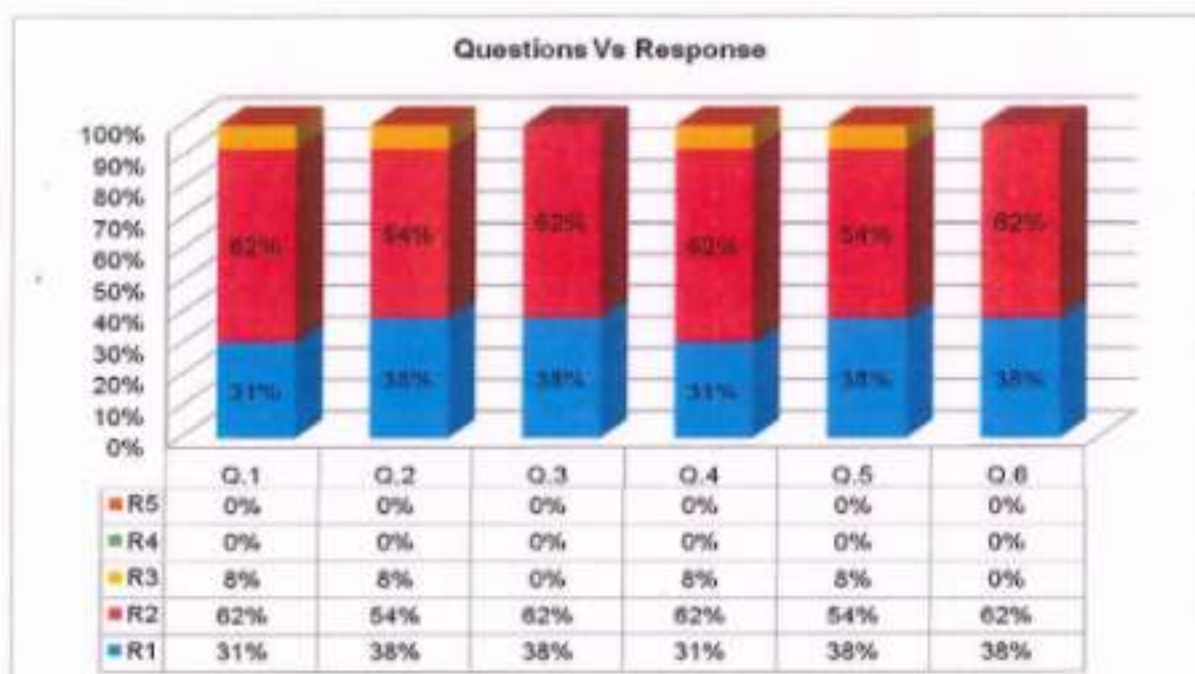
- **Questionnaire**

1. The Syllabus is suitable for the Course.
2. The Syllabus is need-based.
3. Aims and Objectives of the Syllabi are well-defined and clear to the teachers and students.
4. The Course/Syllabus has a good balance between theory and application.
5. The Course/Syllabus has made me interested in the subject area.
6. The Course/Program of studies carries sufficient number of optional papers.

Courses	Division	Student Count
BCA II Year	A	13

- **Response Table:**

[R1-Strongly Agree, R2-Agree, R3-Neutral, R4-Disagree, R5-Strongly Disagree]



Analysis:

The BCASY students' responses on curriculum were collected and analyzed. More than 95% of the students agreed with all the statements on curriculum feedback. There is an overall satisfaction about all the statements.



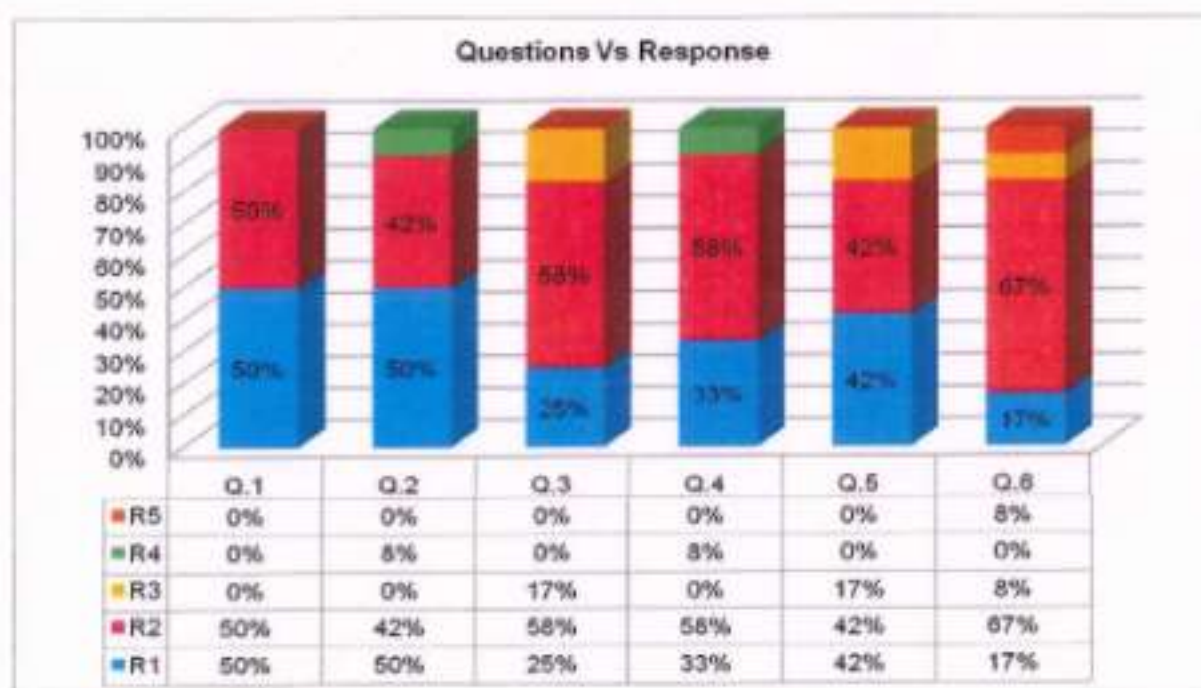
- **Questionnaire**

1. The Syllabus is suitable for the Course.
2. The Syllabus is need-based.
3. Aims and Objectives of the Syllabi are well-defined and clear to the teachers and students.
4. The Course/Syllabus has a good balance between theory and application.
5. The Course/Syllabus has made me interested in the subject area.
6. The Course/Program of studies carries sufficient number of optional papers.

Courses	Division	Student Count
BCA III Year	A, C	12

- **Response Table:**


[R1-Strongly Agree, R2-Agree, R3-Neutral, R4-Disagree, R5-Strongly Disagree]



Analysis:

The BCATY students' responses to curriculum were collected and analyzed. 89% of the students agreed with all the statements that are positively framed but they were unable to decide on the statements: 'on balance on theory and practical', 'interesting subject area', and 'sufficient number optional papers'.




 I/C Principal
 SBES College of Arts & Commerce
 Aurangabad.

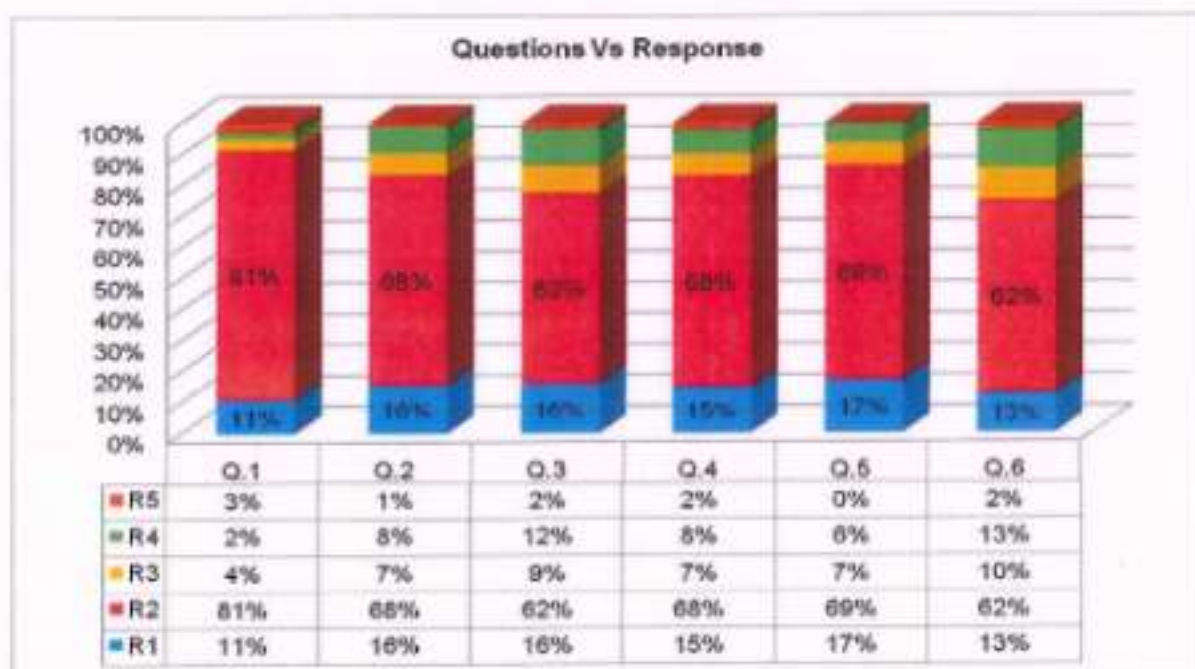
- **Questionnaire**

1. The Syllabus is suitable for the Course.
2. The Syllabus is need-based.
3. Aims and Objectives of the Syllabi are well-defined and clear to the teachers and students.
4. The Course/Syllabus has a good balance between theory and application.
5. The Course/Syllabus has made me interested in the subject area.
6. The Course/Program of studies carries sufficient number of optional papers.

Courses	Division	Student Count
BCOM I Year	A, B, C, D, E	276

- **Response Table:**

[R1-Strongly Agree, R2-Agree, R3-Neutral, R4-Disagree, R5-Strongly Disagree]



Analysis:

The BCOM FY students' responses on curriculum were collected and analyzed. 83% of the students agreed with all the statements that are positively framed but they are not satisfied with the statement that the Course/Program of studies carries sufficient number of optional papers.



I/C Principal
SBES College of Arts & Commerce
Aurangabad.

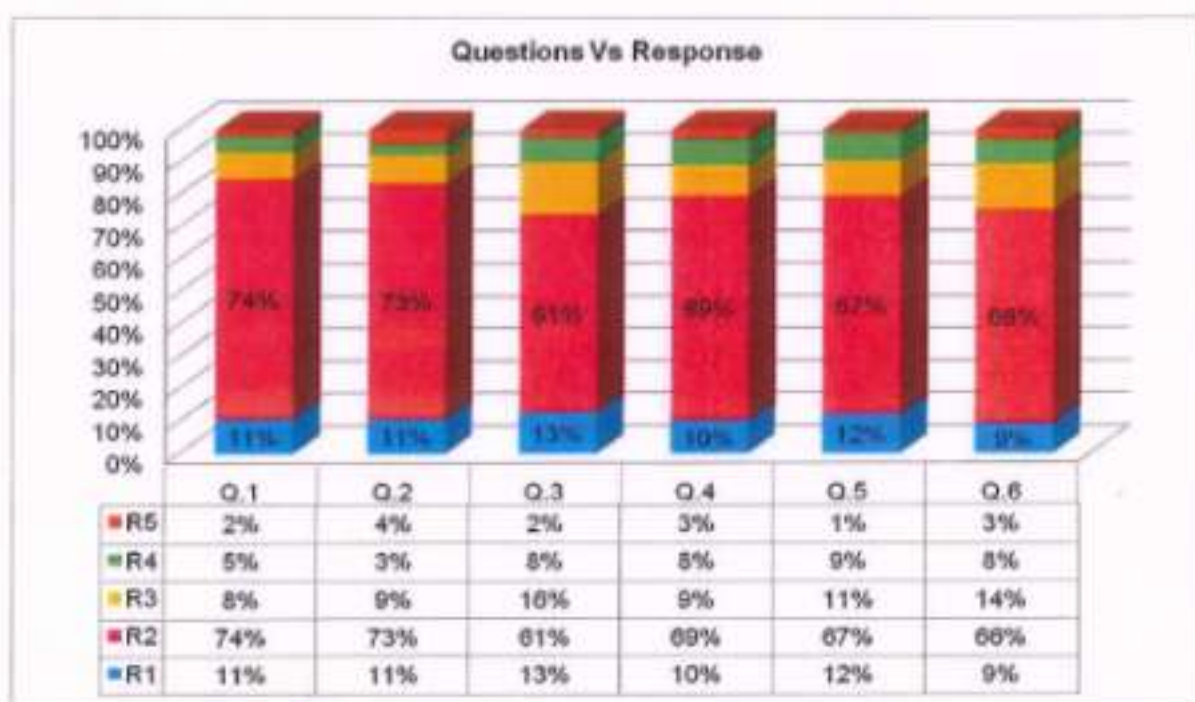
- Questionnaire**

1. The Syllabus is suitable for the Course.
2. The Syllabus is need-based.
3. Aims and Objectives of the Syllabi are well-defined and clear to the teachers and students.
4. The Course/Syllabus has a good balance between theory and application.
5. The Course/Syllabus has made me interested in the subject area.
6. The Course/Program of studies carries sufficient number of optional papers.

Courses	Division	Student Count
BCOM II Year	A, B, C, D, E	206

- Response Table:**

[R1-Strongly Agree, R2-Agree, R3-Neutral, R4-Disagree, R5-Strongly Disagree]



Analysis:

The BCOM SY students' responses on curriculum were collected and analyzed. More than 79.33% of the students agreed with all the statements that are positively framed but a few students did not agree with 'the balance between theory and application', 'interested subject area', and 'sufficient number of optional papers'.



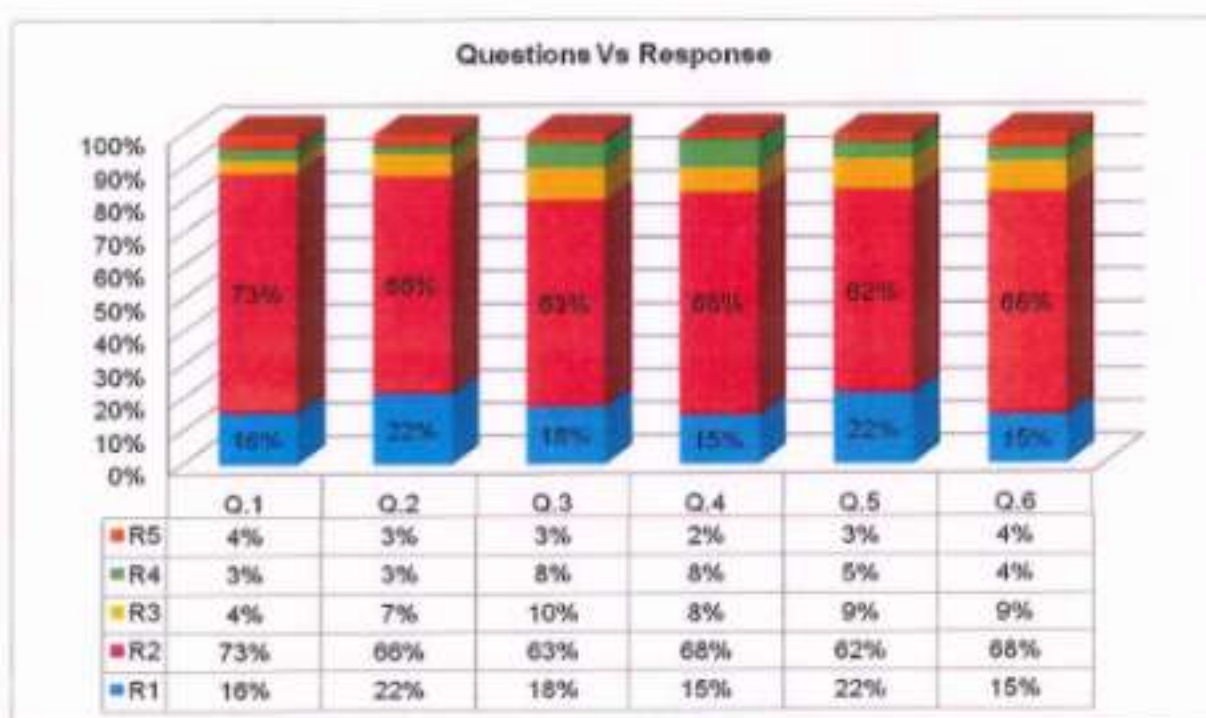
Questionnaire

1. The Syllabus is suitable for the Course.
2. The Syllabus is need-based.
3. Aims and Objectives of the Syllabi are well-defined and clear to the teachers and students.
4. The Course/Syllabus has a good balance between theory and application.
5. The Course/Syllabus has made me interested in the subject area.
6. The Course/Program of studies carries sufficient number of optional papers.

Courses	Division	Student Count
BCOM III Year	A, B, C, D, E	120

• Response Table:


[R1-Strongly Agree, R2-Agree, R3-Neutral, R4-Disagree, R5-Strongly Disagree]



Analysis:

The BCOM TY students' responses on curriculum were collected and analyzed. 84.66% of the students agreed with all the statements that are positively framed. There was an overall satisfaction about all the statements, but a few students disagreed with the statement that there is a good balance between theory and application.




 I/C Principal
 SBES College of Arts & Commerce
 Aurangabad.

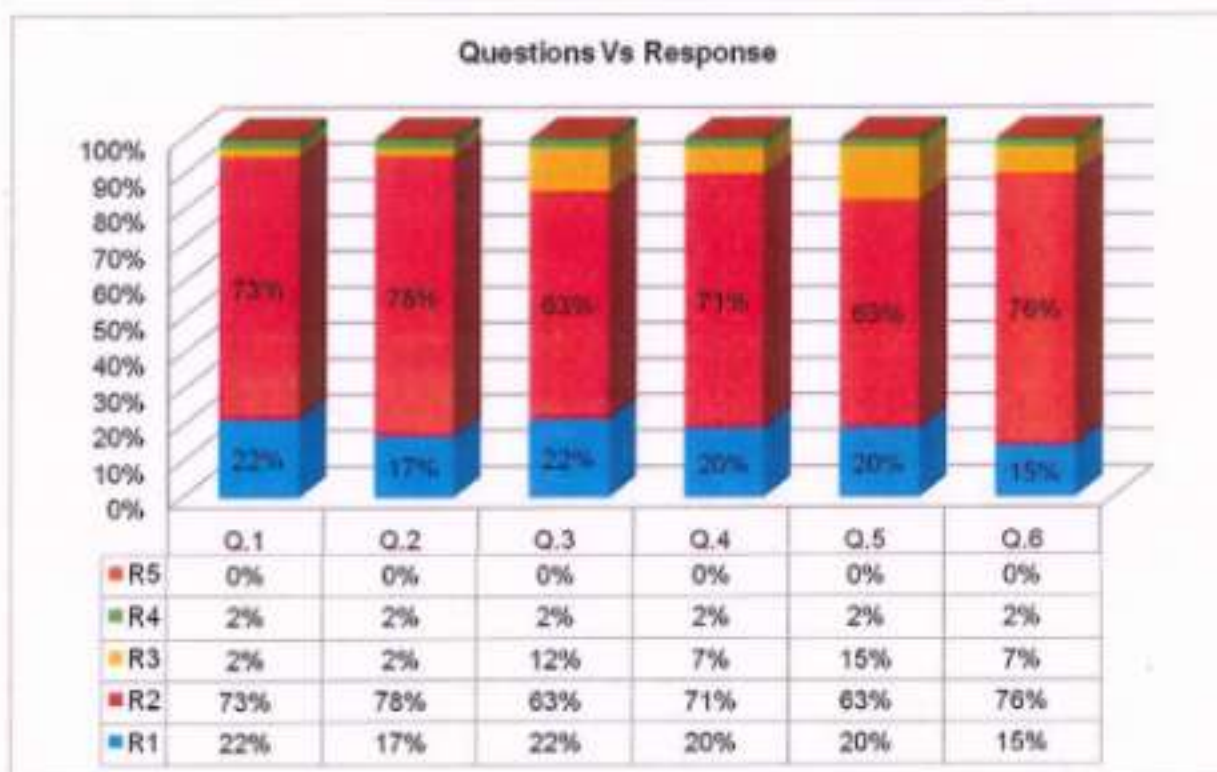
- Questionnaire**

1. The Syllabus is suitable for the Course.
2. The Syllabus is need-based.
3. Aims and Objectives of the Syllabi are well-defined and clear to the teachers and students.
4. The Course/Syllabus has a good balance between theory and application.
5. The Course/Syllabus has made me interested in the subject area.
6. The Course/Program of studies carries sufficient number of optional papers.

Courses	Division	Student Count
MCOM I Year	A, B, C, D	41

- Response Table:**


[R1-Strongly Agree, R2-Agree, R3-Neutral, R4-Disagree, R5-Strongly Disagree]



Analysis:

The MCOM FY students' responses on curriculum were collected and analyzed. More than 90.16% of the students agreed with all the statements that are positively framed. But most of the students are satisfied with 'the balance between theory and application' as well as 'sufficient number of papers'.




I/C Principal
SBES College of Arts & Commerce
Aurangabad.

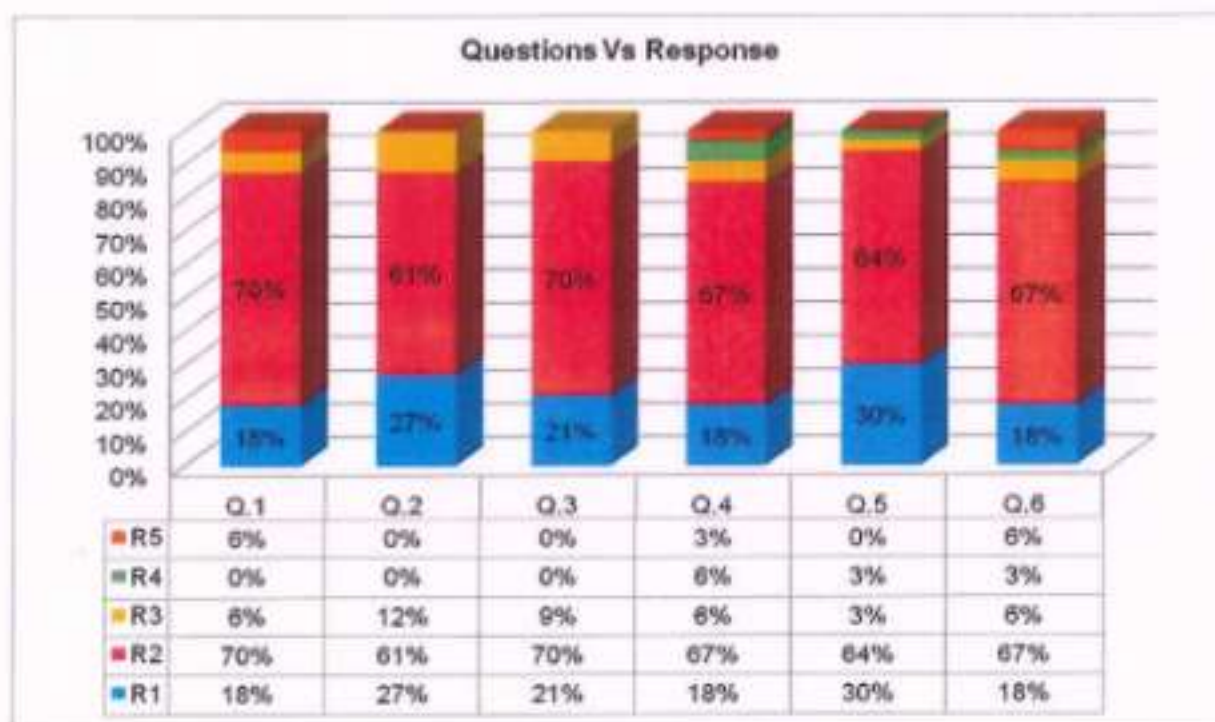
- **Questionnaire**

1. The Syllabus is suitable for the Course.
2. The Syllabus is need-based.
3. Aims and Objectives of the Syllabi are well-defined and clear to the teachers and students.
4. The Course/Syllabus has a good balance between theory and application.
5. The Course/Syllabus has made me interested in the subject area.
6. The Course/Program of studies carries sufficient number of optional papers.

Courses	Division	Student Count
MCOM II Year	A, B, C, D	33

- **Response Table:**

[R1-Strongly Agree, R2-Agree, R3-Neutral, R4-Disagree, R5-Strongly Disagree]



Analysis:

The MCOM .SY students' responses on curriculum were collected and analyzed. It has been perceived from the above graph that all the aspects of curriculum feedback were satisfactory. More than 88.50% of the students agreed with all the statements. A few students disagreed with the statement about the balance between theory and application as well as sufficient number of optional papers.



2. CURRICULUM FEEDBACK BY TEACHERS, PARENTS, ALUMNI, EMPLOYER

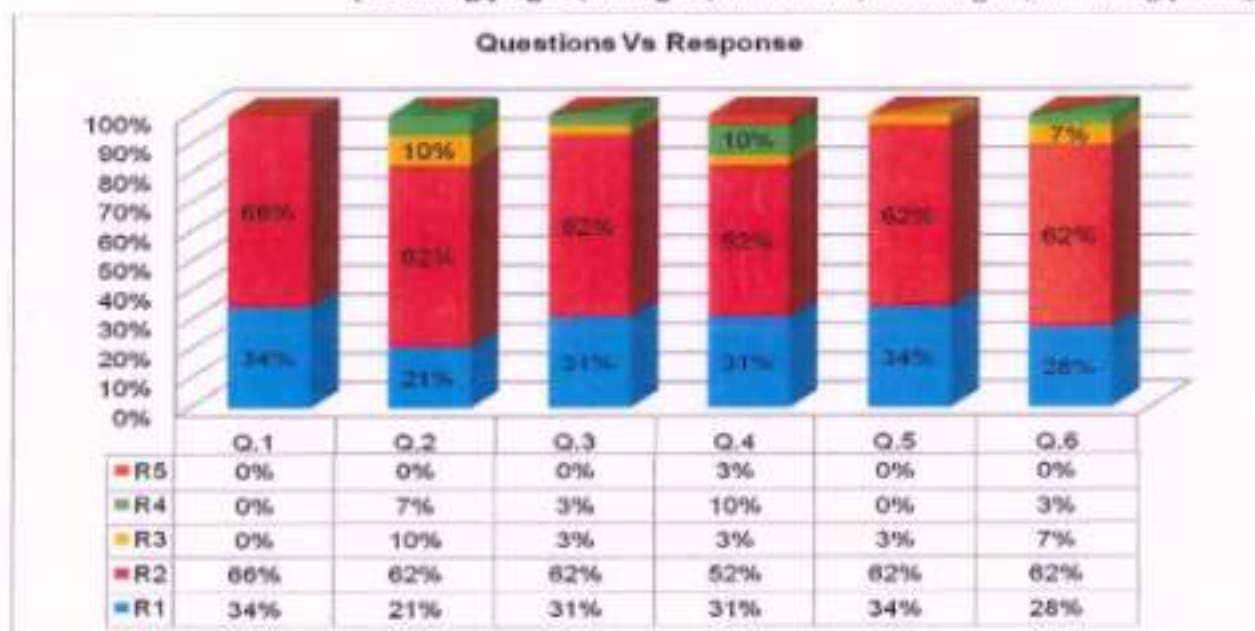
• Questionnaire

1. The Syllabus is suitable for the Course.
2. The Syllabus is need-based. (Career and Employment oriented)
3. Aims and Objectives of the Syllabi are well-defined and clear to the teachers and students.
4. The Course/Syllabus has a good balance between theory and application.
5. The Course/Syllabus has made me interested in the subject area.
6. The Course/Program of studies carries sufficient number of optional papers.

Feedback By	Count
Teachers	29

• Response Table:

[R1-Strongly Agree, R2-Agree, R3-Neutral, R4-Disagree, R5-Strongly Disagree]



Analysis:

Teachers' feedback is an important parameter for quality improvement of the curriculum and the quality of the students of the institution. Teachers' feedback on curriculum is received and it is revealed from the above data that more than 90.83% of the teachers agreed with all the statements but more than 13% of the teachers did not agree about the balance between theory and application. 100% of the teachers agreed with the statement that the syllabus is suitable for the course. 90% of the teachers are satisfied about the sufficient number of optional papers.

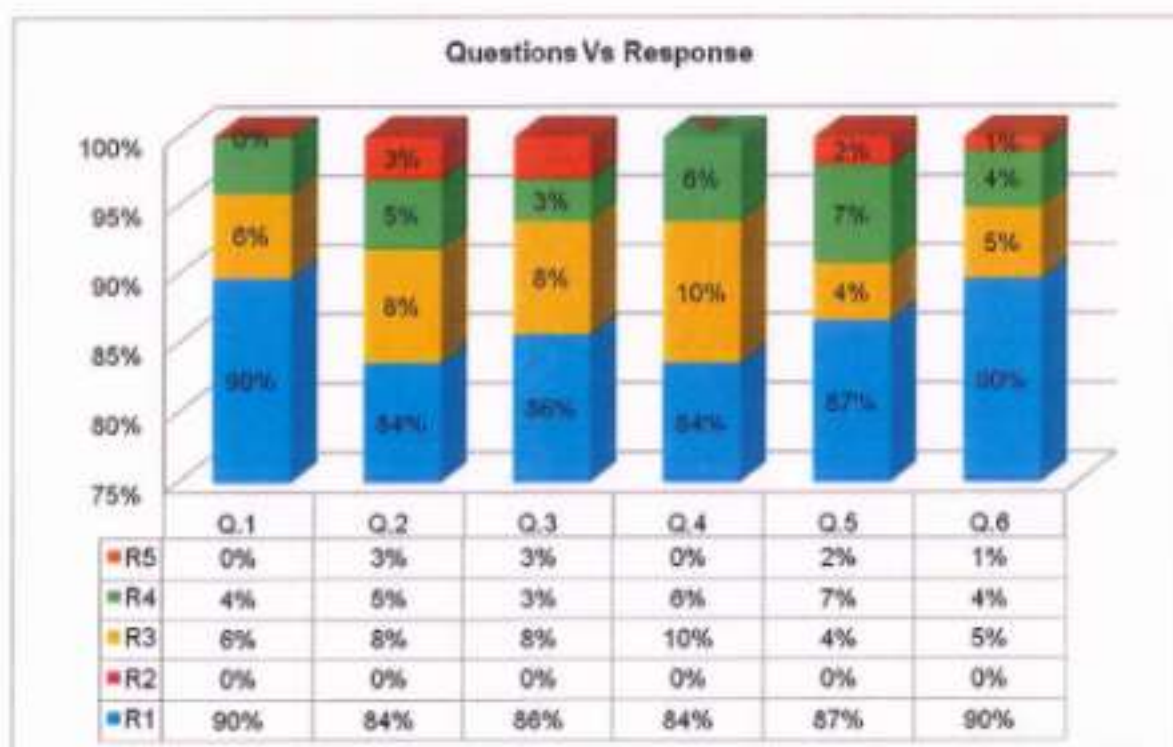
- **Questionnaire**

1. The Syllabus is suitable for the Course.
2. The Syllabus is need-based. (Career and Employment oriented)
3. Aims and Objectives of the Syllabi are well-defined and clear to the teachers and students.
4. The Course/Syllabus has a good balance between theory and application.
5. The Course/Syllabus has made me interested in the subject area.
6. The Course/Program of studies carries sufficient number of optional papers.

Feedback By	Count
Parents	98

- **Response Table:**

[R1-Strongly Agree, R2-Agree, R3-Neutral, R4-Disagree, R5-Strongly Disagree]



Analysis:

Parent feedback is very important as parental involvement can not only help parents contribute positively to their ward's learning experience but can also be an indicator of the quality of curriculum. It is observed from the above table and graph that 86.83% of the parents are satisfied about the curriculum of the students.



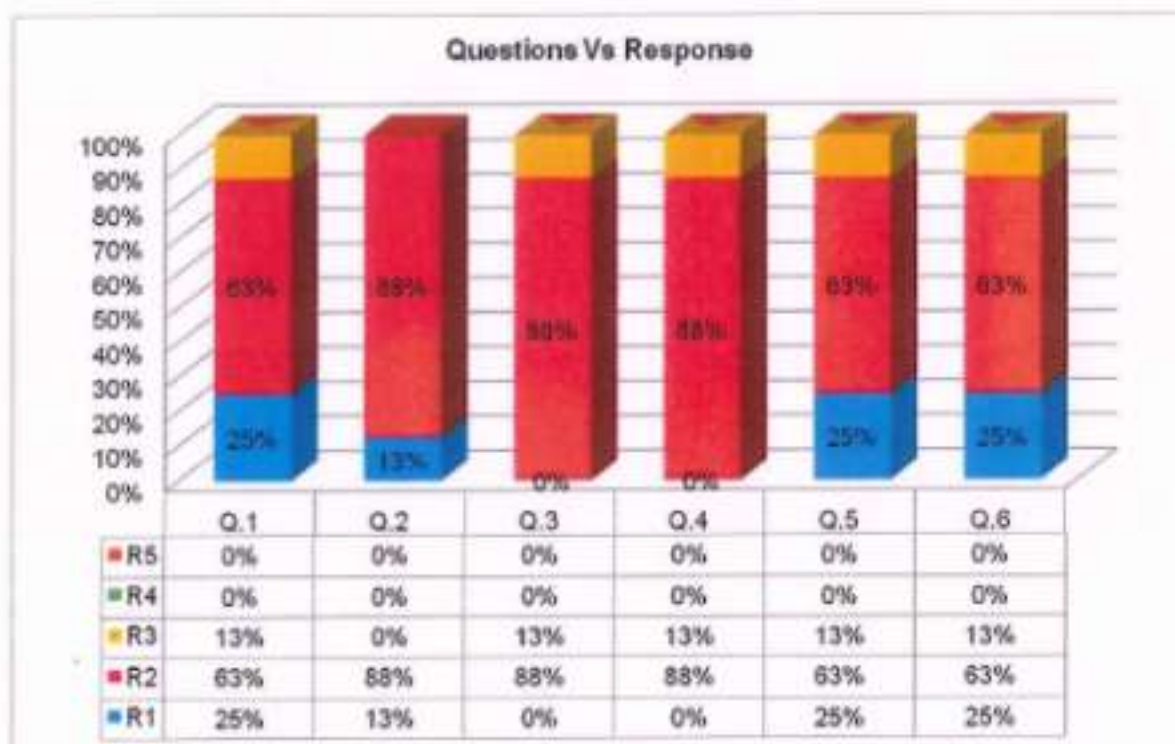
- **Questionnaire**

1. The Syllabus is suitable for the Course.
2. The Syllabus is need-based. (Career and Employment oriented)
3. Aims and Objectives of the Syllabi are well-defined and clear to the teachers and students.
4. The Course/Syllabus has a good balance between theory and application.
5. The Course/Syllabus has made me interested in the subject area.
6. The Course/Program of studies carries sufficient number of optional papers.

Feedback By	Count
Alumni	8

- **Response Table:**

[R1-Strongly Agree, R2-Agree, R3-Neutral, R4-Disagree, R5-Strongly Disagree]



Analysis:

Feedback of the alumni is an essential component for analysis and improvement in higher education and academic culture. More than 90 % of the alumni agreed with all the positively framed statements. 13% of the alumni were unable to decide about suitability, clarity of aims of syllabus, balance between theory and application, and sufficient number of optional papers.



I/C Principal
SBES College of Arts & Commerce
Aurangabad.

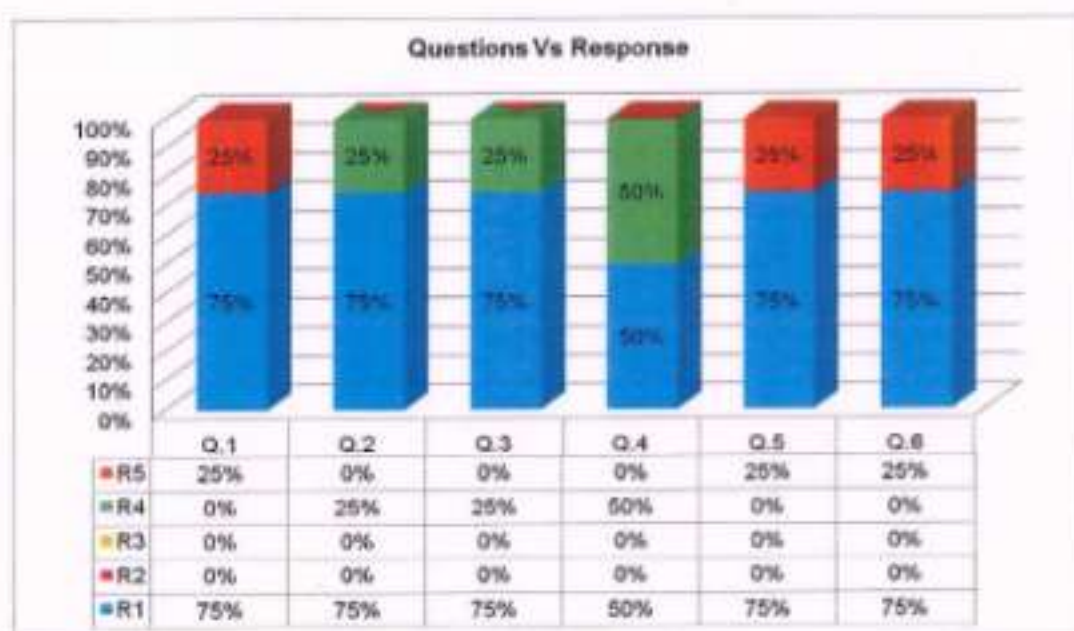
- **Questionnaire**

1. The Syllabus is suitable for the Course.
2. The Syllabus is need-based. (Career and Employment oriented)
3. Aims and Objectives of the Syllabi are well-defined and clear to the teachers and students.
4. The Course/Syllabus has a good balance between theory and application.
5. The Course/Syllabus has made me interested in the subject area.
6. The Course/Program of studies carries sufficient number of optional papers.

Feedback By	Count
Employer	4

- **Response Table:**

[R1-Strongly Agree, R2-Agree, R3-Neutral, R4-Disagree, R5-Strongly Disagree]



Analysis:

As per the feedback analysis, only 70.83% of the employers are satisfied with the various aspects of curriculum, but 50% of the employers are not satisfied about the balance between theory and application. 25% of the employers do not agree with the statements about 'suitability of the syllabus to the course', 'interesting subject area', and 'sufficient number of optional papers'.



3. CURRICULUM FEEDBACK BY TEACHERS, PARENTS, ALUMNI, EMPLOYER

The feedback given by our students is graphically represented below and the values are summarized in the following table. The Teacher-wise report is generated by filtering Assessment Year, Class, and Division. Based on the analysis of the feedback data collected from students, performance in the following areas

F1 : Knowledge In Subject
F2 : Classroom Teaching and Communication
F3 : Sincerity
F4 : Facilitating Overall Development of Students

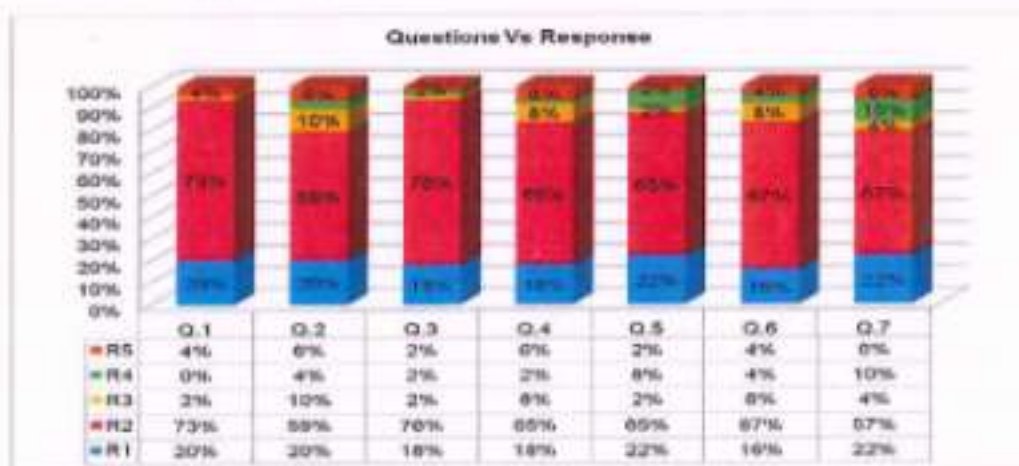
Teachers Name	Subject	Class	Division	Student Count
Dr. A. V. Chaudhary	1. Business Regulatory Framework 2. Financial Accounting 3. Business Organization and Mgmt.	BCOM MCOM	A,B,C	49

Questionnaire

1. The teacher has in-depth knowledge of the subject.
2. The teacher completes the entire syllabus in time.
3. It is easy to understand what the teacher teaches.
4. The teacher discusses the topics and interacts in the class.
5. The teacher is punctual and regular in the class.
6. The teacher encourages participation and discussion in the class.
7. The teacher uses modern teaching aids, power point presentation, web-resources, etc.

• Response Table:

[R1-Strongly Agree, R2-Agree, R3-Neutral, R4-Disagree, R5-Strongly Disagree]



Analysis:

The students are very much satisfied with the classroom teaching of Dr. A.V. Chaudhary. More than 98.66% of the students positively perceived all the statements. 16% of the students would like more use of modern technology.




I/C Principal
SBES College of Arts & Commerce
Aurangabad.

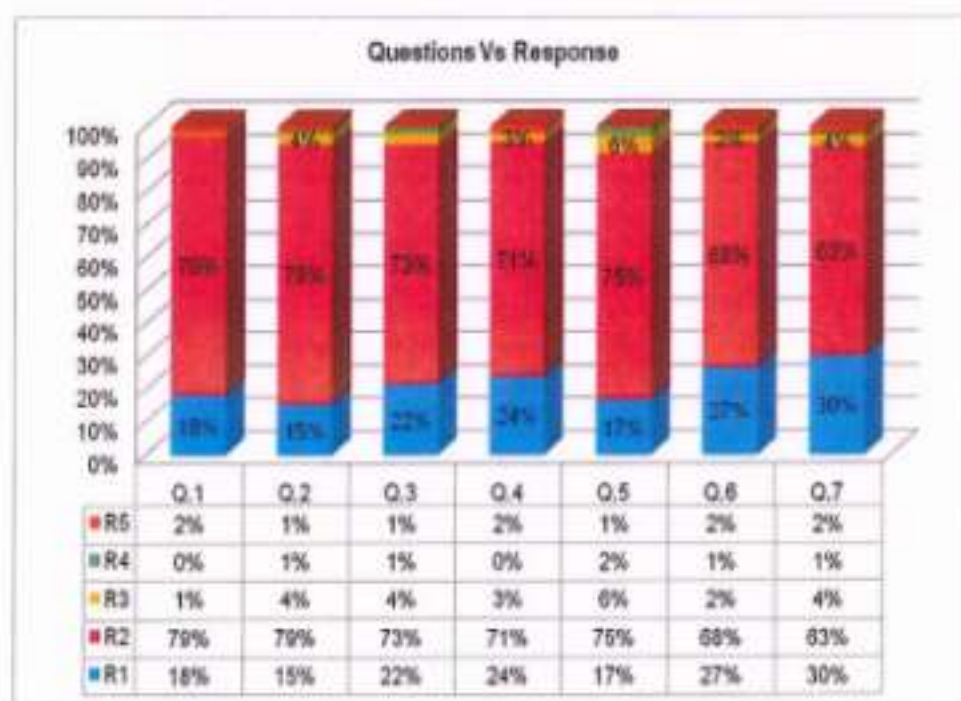
Teachers Name	Subject	Class	Division	Student Count
Dr. D. S. Chavan	1. Entrepreneurship Development 2. Capital Market 3. Cost A/C	BCOM MCOM	A,B,C,D	142

- Questionnaire**

1. The teacher has in-depth knowledge of the subject.
2. The teacher completes the entire syllabus in time.
3. It is easy to understand what the teacher teaches.
4. The teacher discusses the topics and interacts in the class.
5. The teacher is punctual and regular in the class.
6. The teacher encourages participation and discussion in the class.
7. The teacher uses modern teaching aids, power point presentation, web-resources, etc.

- Response Table:**

[R1-Strongly Agree, R2-Agree, R3-Neutral, R4-Disagree, R5-Strongly Disagree]



Analysis:

The above table and graph show that more than 94.42 % of the students agreed to the positively framed statements about the teaching of Dr. D. S. Chavan. His in-depth knowledge about the subject is the most satisfying factors among all.




I/C Principal
 SBES College of Arts & Commerce
 Aurangabad.

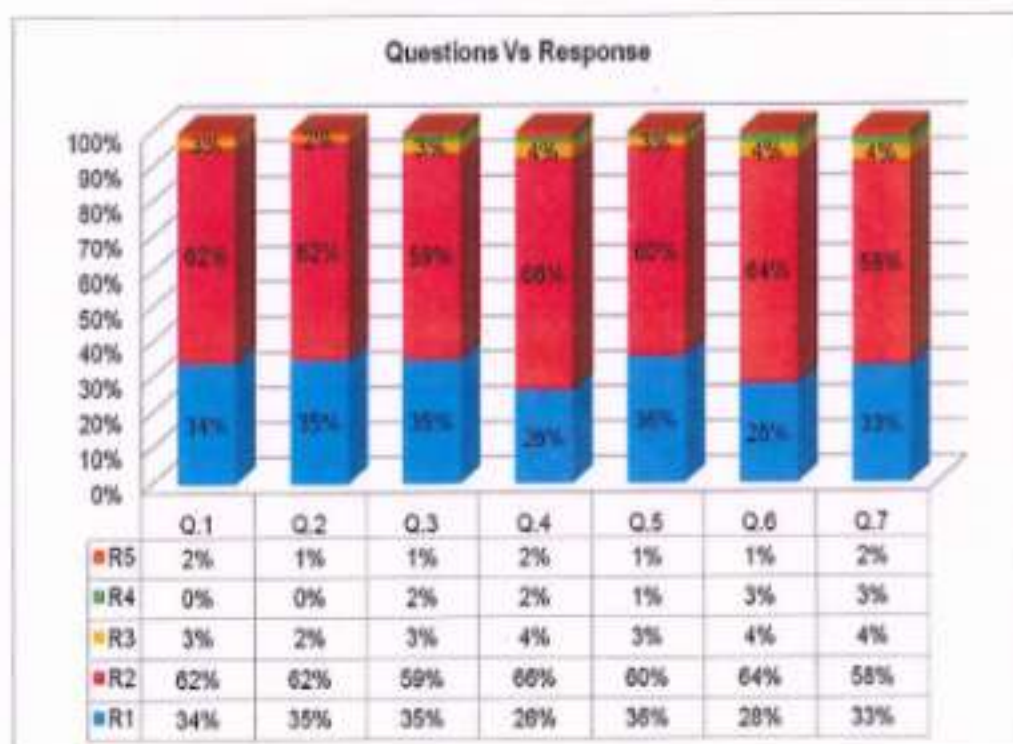
Teachers Name	Subject	Class	Division	Student Count
Dr. F.A. Baig	1. Financial Accounting 2. Corporate Accounting	BCOM	A,B,C,D	117

• **Questionnaire**

1. The teacher has in-depth knowledge of the subject.
2. The teacher completes the entire syllabus in time.
3. It is easy to understand what the teacher teaches.
4. The teacher discusses the topics and interacts in the class.
5. The teacher is punctual and regular in the class.
6. The teacher encourages participation and discussion in the class.
7. The teacher uses modern teaching aids, power point presentation, web-resources, etc.

• **Response Table:**

[R1-Strongly Agree, R2-Agree, R3-Neutral, R4-Disagree, R5-Strongly Disagree]



Analysis:

The exit feedback analysis clearly indicates that 94% of the students agreed to all the statements with the attainment of learning outcomes and the quality of teaching of Dr. F. A. Baig. His punctuality and regularity are the most satisfying factors observed here.




I/C Principal
SBES College of Arts & Commerce
Aurangabad.

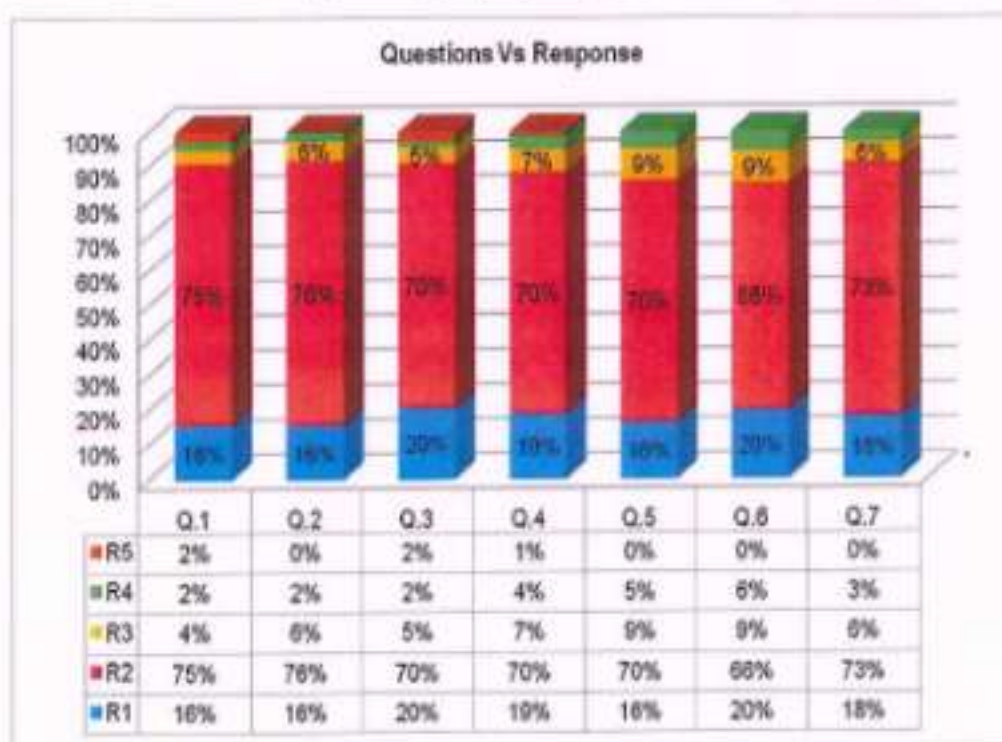
Teachers Name	Subject	Class	Division	Student Count
Dr. H. N. Deshmukh	1. Computers Application in Business 2. Business Environment	BCOM	A,B,C	122

• **Questionnaire**

1. The teacher has in-depth knowledge of the subject.
2. The teacher completes the entire syllabus in time.
3. It is easy to understand what the teacher teaches.
4. The teacher discusses the topics and interacts in the class.
5. The teacher is punctual and regular in the class.
6. The teacher encourages participation and discussion in the class.
7. The teacher uses modern teaching aids, power point presentation, web-resources, etc.

• **Response Table:**

[R1-Strongly Agree, R2-Agree, R3-Neutral, R4-Disagree, R5-Strongly Disagree]



Analysis:

Online student's feedback revealed that more 89.28% of the students agreed to all the statements. Timely syllabus completion of Dr. H. N. Deshmukh is the most satisfying factor for the students.



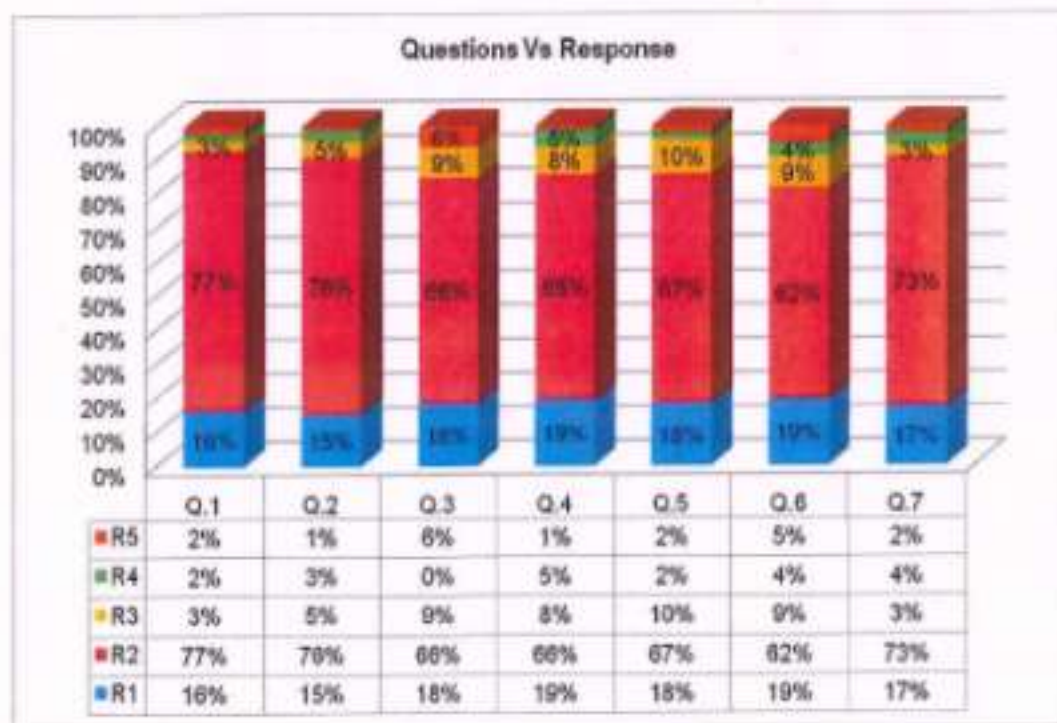
Teachers Name	Subject	Class	Division	Student Count
Dr. Pramod Deo	1. Cost Accounting 2. Business Mathematic and Statistics 3. Business and Industrial Economic (BIE)	BCOM MCOM	A,B,C,D	98

• **Questionnaire**

1. The teacher has in-depth knowledge of the subject.
2. The teacher completes the entire syllabus in time.
3. It is easy to understand what the teacher teaches.
4. The teacher discusses the topics and interacts in the class.
5. The teacher is punctual and regular in the class.
6. The teacher encourages participation and discussion in the class.
7. The teacher uses modern teaching aids, power point presentation, web-resources, etc.

• **Response Table:**

[R1-Strongly Agree, R2-Agree, R3-Neutral, R4-Disagree, R5-Strongly Disagree]



Analysis:

It is observed from the above graph and table that more than 99.14% of the students agreed to all the positively perceived statements. 93% of the students agreed to the statement that Dr. Pramod Deo has in-depth knowledge about the subject.



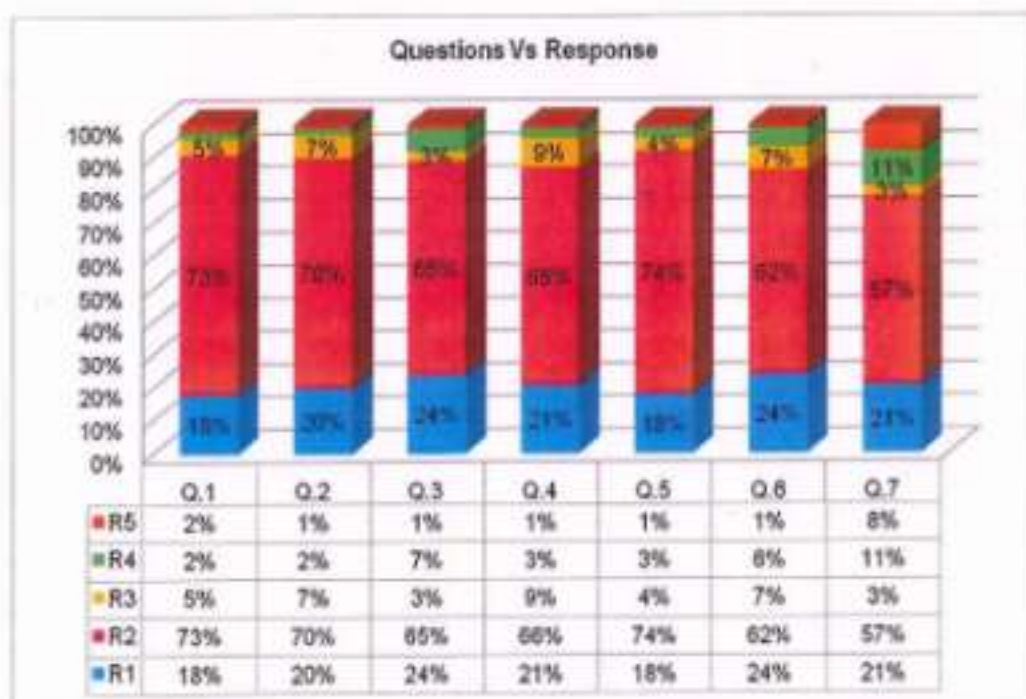
Teachers Name	Subject	Class	Division	Student Count
Dr. S. G. Joshi	1. Business Mathematics and Statistics 2. Business and Industrial Economic 3. Research Methodology	BCOM MCOM	A,B,C,D,E	100

• **Questionnaire**

1. The teacher has in-depth knowledge of the subject.
2. The teacher completes the entire syllabus in time.
3. It is easy to understand what the teacher teaches.
4. The teacher discusses the topics and interacts in the class.
5. The teacher is punctual and regular in the class.
6. The teacher encourages participation and discussion in the class.
7. The teacher uses modern teaching aids, power point presentation, web-resources, etc.

• **Response Table:**

[R1-Strongly Agree, R2-Agree, R3-Neutral, R4-Disagree, R5-Strongly Disagree]



Analysis:

87.57% of the students gave a satisfactory response about the teaching of Dr. Savita Joshi.
19% of the students would like more use the modern teaching aids power point presentation, web-resources, etc.



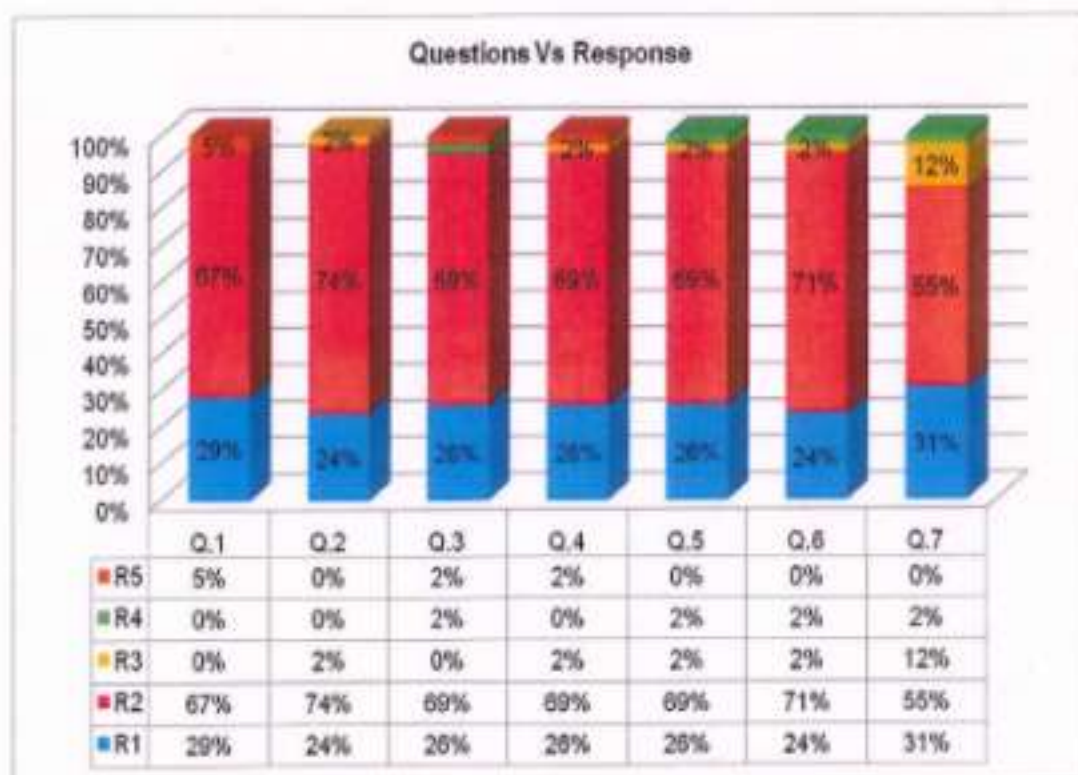
Teachers Name	Subject	Class	Division	Student Count
Dr. Seema Dhage	1. Cost Accounting	BCOM FY, SY	A,B,C,D,E	42

• **Questionnaire**

1. The teacher has in-depth knowledge of the subject.
2. The teacher completes the entire syllabus in time.
3. It is easy to understand what the teacher teaches.
4. The teacher discusses the topics and interacts in the class.
5. The teacher is punctual and regular in the class.
6. The teacher encourages participation and discussion in the class.
7. The teacher uses modern teaching aids, power point presentation, web-resources, etc.

• **Response Table:**

[R1-Strongly Agree, R2-Agree, R3-Neutral, R4-Disagree, R5-Strongly Disagree]



Analysis:

94.28% of the students gave a satisfactory response about the teaching of Dr. Seema Dhage.
2 % of the students would like more use the modern teaching aids power point presentation, web-resources, etc.



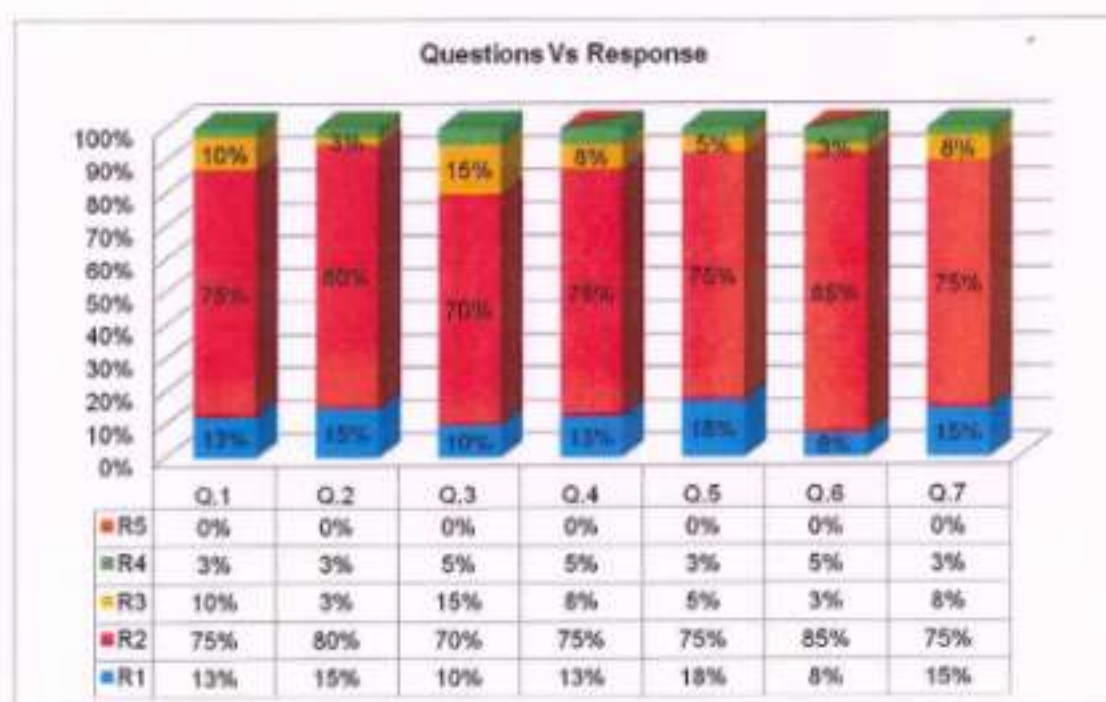
Teachers Name	Subject	Class	Division	Student Count
Dr. Soumya Mulangan	1. Corporate Accounting 2. Cost Accounting	BCOM SY,TY	A,B,C,D,E	40

• **Questionnaire**

1. The teacher has in-depth knowledge of the subject.
2. The teacher completes the entire syllabus in time.
3. It is easy to understand what the teacher teaches.
4. The teacher discusses the topics and interacts in the class.
5. The teacher is punctual and regular in the class.
6. The teacher encourages participation and discussion in the class.
7. The teacher uses modern teaching aids, power point presentation, web-resources, etc.

• **Response Table:**

[R1-Strongly Agree, R2-Agree, R3-Neutral, R4-Disagree, R5-Strongly Disagree]



Analysis:

Above graph and table portrays responses of the students about the teaching of Dr. Soumya Mulangan. It is observed from the data that more than 89.57% of the students agreed to all the positively perceived statements about her.




 I/C Principal
 SBES College of Arts & Commerce
 Aurangabad.

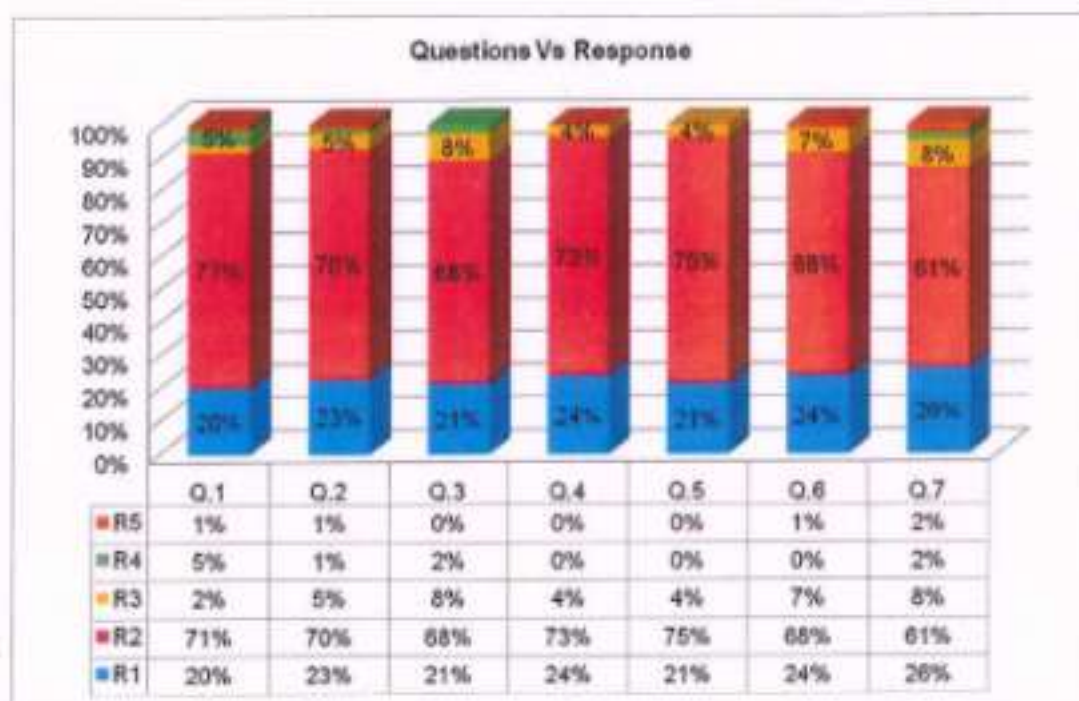
Teachers Name	Subject	Class	Division	Student Count
Prof. K. S. Bhagwat	1. Additional English 2. Compulsory English	BCOM	A,B,D,E	84

• **Questionnaire**

1. The teacher has in-depth knowledge of the subject.
2. The teacher completes the entire syllabus in time.
3. It is easy to understand what the teacher teaches.
4. The teacher discusses the topics and interacts in the class.
5. The teacher is punctual and regular in the class.
6. The teacher encourages participation and discussion in the class.
7. The teacher uses modern teaching aids, power point presentation, web-resources, etc.

• **Response Table:**

[R1-Strongly Agree, R2-Agree, R3-Neutral, R4-Disagree, R5-Strongly Disagree]



Analysis:

Above chart gives details of students' responses on the teaching of Prof. K.S. Bhagwat. It was found that 92.14% of the students are satisfied about every aspect of her teaching. Her participative style of teaching is the most satisfying factor among the students.




I/G Principal
SBES College of Arts & Commerce
Aurangabad.

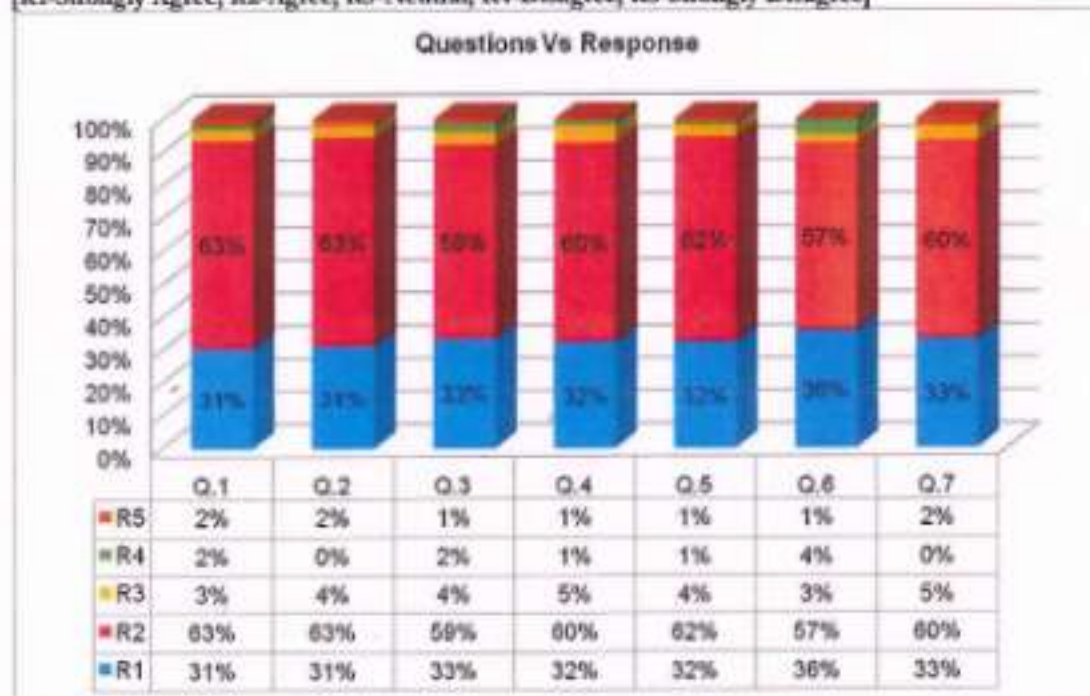
4. STUDENTS FEEDBACK ON ACTIVITY/PROGRAM/PROJECT

Questionnaire:

1. The Activity/Program/Project is relevant.
2. The Objectives of the Activity/Program/Project are accomplished.
3. The Activity/Program/Project is properly planned.
4. The Activity/Program/Project are well administered.
5. The Activity/Program/Project is creative and innovative.
6. The Activity/Program/Project helped in the overall Personality Development.
7. The Activity/Program/Project provided an opportunity for participation and contribution.

Response table:


[R1-Strongly Agree, R2-Agree, R3-Neutral, R4-Disagree, R5-Strongly Disagree]



Analysis:

Feedback survey for every activity in each term is used to measure students' perceptions of the learning context. It assists in the identification of areas of strengths and areas needing improvement in the college activity/program/project offerings. It is revealed from the data that more than 93.14% of the students agreed to all the positively perceived statements. They observed that the activities/programs/projects are relevant, properly planned, well-administered and innovative, which helped them develop their personality. It is found from the above graph that they got opportunities to participate and contribute to all the activities.

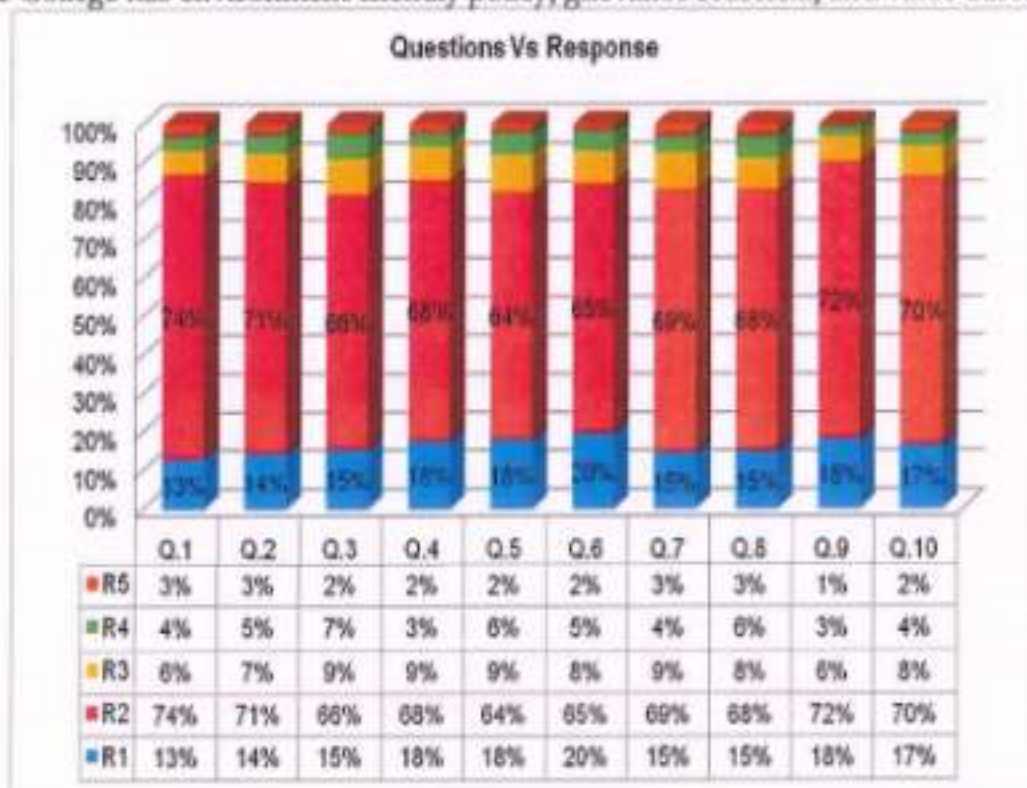



 I/C Principal
 SBES College of Arts & Commerce
 Aurangabad.

5. STUDENTS FEEDBACK ON INSTITUTIONAL PERFORMANCE

• Questionnaire


1. The Courses, Optional Subjects, Admission Process are easy to understand.
2. The College has Competent Teachers, Learning Environment, Fair and Transparent Evaluation Methods.
3. The College provides Research Training and Extension Opportunities for Students' progress.
4. The College Infrastructure, Resources and Facilities are proper for education.
5. Various Co-curricular and Extra-curricular activities are undertaken - (NCC, NSS, Cultural, Music, Drama, Sports, etc.)
6. The College provides various Scholarships, Free-ships, Concessions and Awards.
7. Students are involved in Leadership Opportunities, Decision Making through Student's Council, clubs /Committees, Forums
8. The Administration and College Office is Student Centric and Helpful.
9. The students belonging to various sections and gender are given equal opportunities for academic growth and overall personality development.
10. The College has environment friendly policy, grievance redressal, and value-based approach.



Analysis:

Feedback about the Institute is also taken from all the students once a year. This includes the feedback about the facilities and the infrastructure of the institute. It is revealed from the above graph that 85% of the students are satisfied with all the aspects of institutional performance. 85% of the students agreed to the statement that the students belonging to various sections and gender are given equal opportunities for academic growth and overall personality development.





 I/C Principal
 SBES College of Arts & Commerce
 Aurangabad.

Action Taken Report on Feedback 2020--2021

Sr. No.	Feedback	Need of action	Action taken
1)	Curriculum Feedback of students		
	BAFY	No action required	-
	BASY	Syllabus should be more interesting. Need sufficient no. of option papers.	Issues are discussed in the CDC meeting held on 25 February 2021.
	BATY	Need sufficient no. of option papers.	Issue is discussed in the CDC meeting held on 25 February 2021.
	BBAFY	No action required	-
	BBASY	No action required	-
	BBATY	No action required	-
	BCAFY	There should be a balance between theory and practical. Need sufficient no. of option papers.	Issues are discussed in the CDC meeting held on 25 February 2021.
	BCASY	No action required	-
	BCATY	Syllabus should be more interesting. There should be a balance between theory and practical. Need sufficient no. of option papers.	Issues are discussed in the CDC meeting held on 25 February 2021.
	B.COM.FY	Need sufficient no. of option papers.	Issue is discussed in the CDC meeting held on 25 February 2021
	B.COM.SY	There should be balance between theory and practical	Issue is discussed in the CDC meeting held on 25 February 2021
	B.COM.TY	There should be balance between theory and practical	Issue is discussed in the CDC meeting held on 25 February 2021
	M.COM.FY	No action required	
	M.COM.SY	There should be a balance between theory and practical. Need sufficient no. of option papers.	Issues are discussed in the CDC meeting held on 25 February 2021
2)	Curriculum Feedback by Teachers	There should be balance between theory and practical	Issue is discussed in the CDC meeting held on 25 February 2021
3)	Curriculum Feedback by Parents	No action required	-




I/C Principal
SBES College of Arts & Commerce
Aurangabad.

4)	Curriculum Feedback by Alumni	No action required	-
5)	Curriculum Feedback by Employer	Syllabus should be more interesting. There should be a balance between theory and practical. Need sufficient no. of option papers.	Issue is discussed in the CDC meeting held on 25 February 2021
6)	Teachers feedback by students Dr. A.V. Chaudhari Dr. D.S. Chavan Dr. F.A. Baig Dr. H.N. Deshmukh Dr. Pramod Deo Dr. S.G. Joshi Dr. Seema Dhage Dr. Soumya Mulangan Ms. K.S. Bhagwat Dr. S.G. Joshi	Teachers should use modern technology while teaching. Need to encourage interaction with students.	The issue is discussed in the departmental meeting.
7)	Students feedback on activity/project/program	No action required	-
8)	Students feedback on Institutional Performance	No action required	-



[Signature]
 I/C Principal
 SBES College of Arts & Commerce
 Aurangabad.



SBES College of Arts and Commerce, Aurangabad

Feedback Analysis Reports (2021-22)

Internal Quality Assurance Cell




I/C Principal
SBES College of Arts & Commerce
Aurangabad.

Contents

	Page No
1. Introduction	1
2. Curriculum Feedback by Students	2
3. Curriculum Feedback by Teachers, Parents, Alumni, Employer	17
4. Teacher's Feedback by Students	21
5. Feedback on Activity, Program, Project	41
6. Student's Feedback of Institutional Performance	42
Action Taken Report	




I/C Principal
SBES College of Arts & Commerce
Aurangabad.

INTRODUCTION

SBES College of Arts and Commerce is situated in Aurangabad. It is affiliated with Dr. Babasaheb Ambedkar Marathwada University, Aurangabad, Maharashtra. The College offers various courses like BCOM, BA, BCA and BBA at the Under Graduation level and MCOM at the Post-Graduation level. Presently, over 3044 students are studying in the College. The Internal Quality Assurance Cell (IQAC) of the College has continuously been working on quality improvement and the betterment of student learning experiences. In order to analyze the lag areas of the College and scope for further improvement, feedback from various stakeholders have been received. This report focuses on the feedback of students on Syllabus and Teachers.

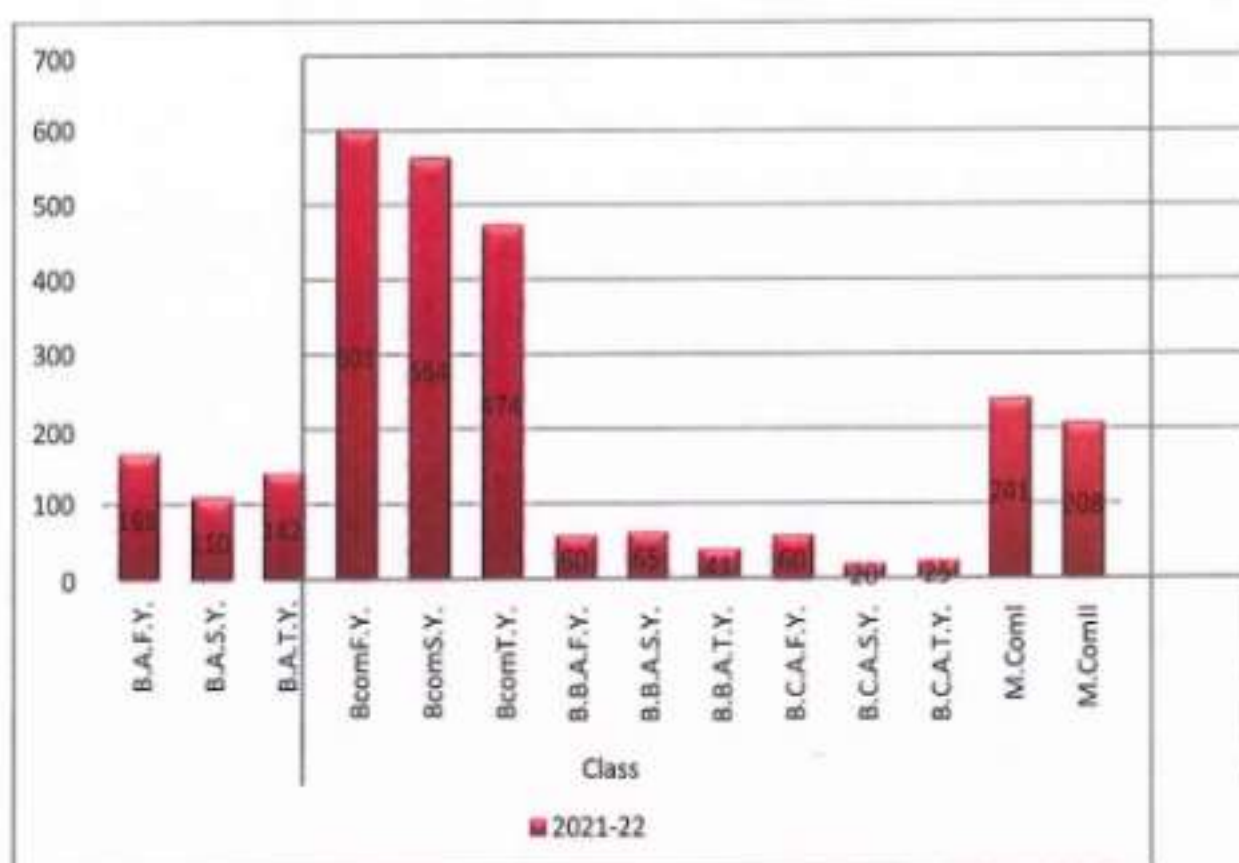
DATA COLLECTION AND ANALYSIS

An effort was made to receive feedback from all students of the College. For this purpose, Google forms were created and sent to students. As many as 7690 responses have been received on overall feedback and a total of 4069 responses have been received on Teachers from the students. In order to arrive at comprehensive results, useful statistical tools have been used. For the effective presentation of the data, various types of graphs have been used.

CLASS WISE STUDENTS' STRENGTH 2021-2022

Year	Class	Student Strength
2021-22	BAFY	168
	BASY	110
	BATY	142
	BCOM FY	601
	BCOM SY	564
	BCOM TY	474
	BBA FY	60
	BBA SY	65
	BBA TY	41
	BCA FY	60
	BCA SY	20
	BCA TY	25
	MCOM FY	241
	MCOM SY	208





FEEDBACK BY STUDENTS (CLASS-WISE)

In order to analyze the lag areas of the College and the scope for further improvement, feedback from various stakeholders have been collected. These feedbacks were on the Syllabus and Teachers, Activity/Programs/Projects, and Institutional Performance.

1. Curriculum Feedback by Students
2. Curriculum Feedback by Teachers, Parents, Alumni, Employer
3. Teacher's Feedback by Students
4. Feedback on Activity, Program, Project
5. Student's Feedback of Institutional Performance

CURRICULUM FEEDBACK BY STUDENTS

The College is affiliated with Dr. Babasaheb Ambedkar Marathwada University, Aurangabad. It follows the syllabus prescribed by the university. Curriculum feedbacks by the students were collected class-wise to know student's satisfaction with the curriculum and learning. The feedback will be used for syllabus revision, restructuring of curriculum and quality improvement of the program. Following questionnaire is used to know the perception of students. In order to analyze the student responses on syllabus various questions were asked and 1223 responses were collected from the students.

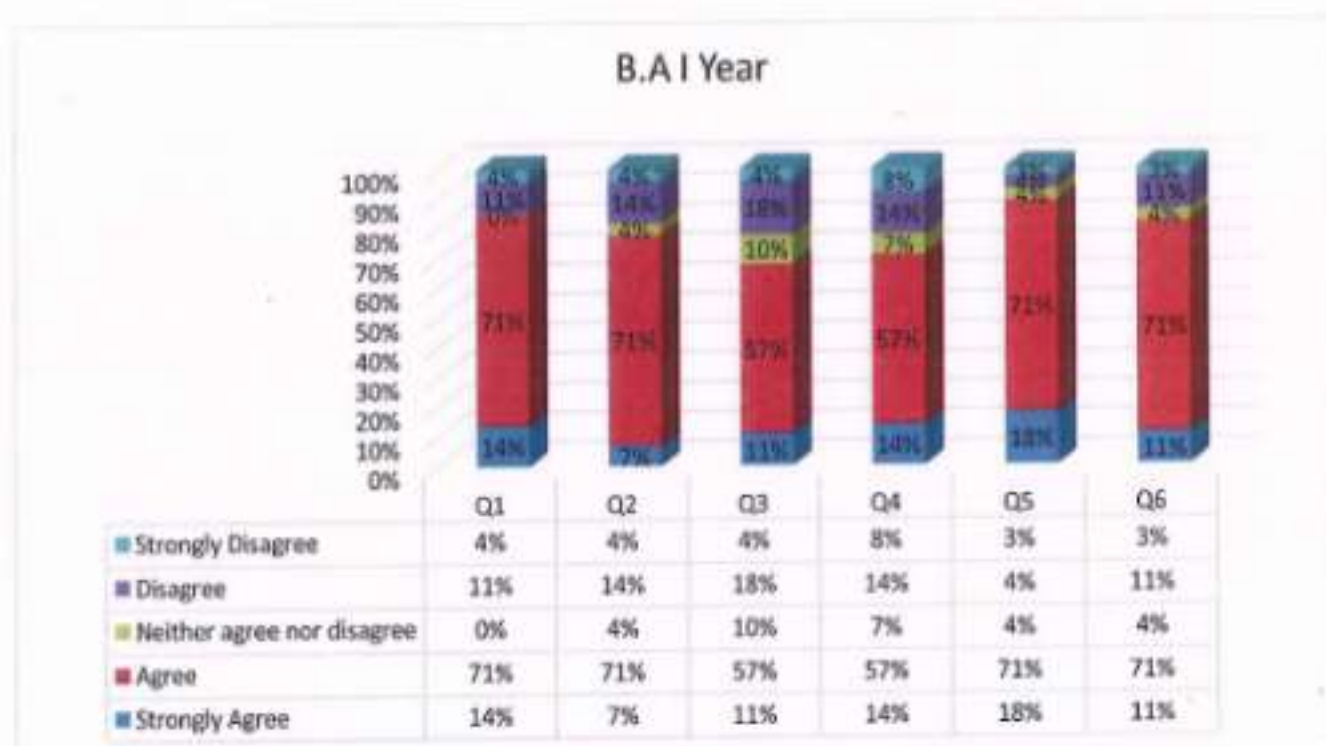
CLASS-WISE TOTAL STRENGTH OF STUDENTS 2021-2022

Courses	Division	Student Count
BA I Year	All	28

• Questionnaire:

1. The Syllabus is suitable for the Course.
2. The Syllabus is need-based.
3. Aims and Objectives of the Syllabi are well-defined and clear to the teachers and students.
4. The Course/Syllabus has a good balance between theory and application.
5. The Course/Syllabus has made me interested in the subject area.
6. The Course/Program of the studies carries a sufficient number of optional papers.

• Response Table:



Analysis:

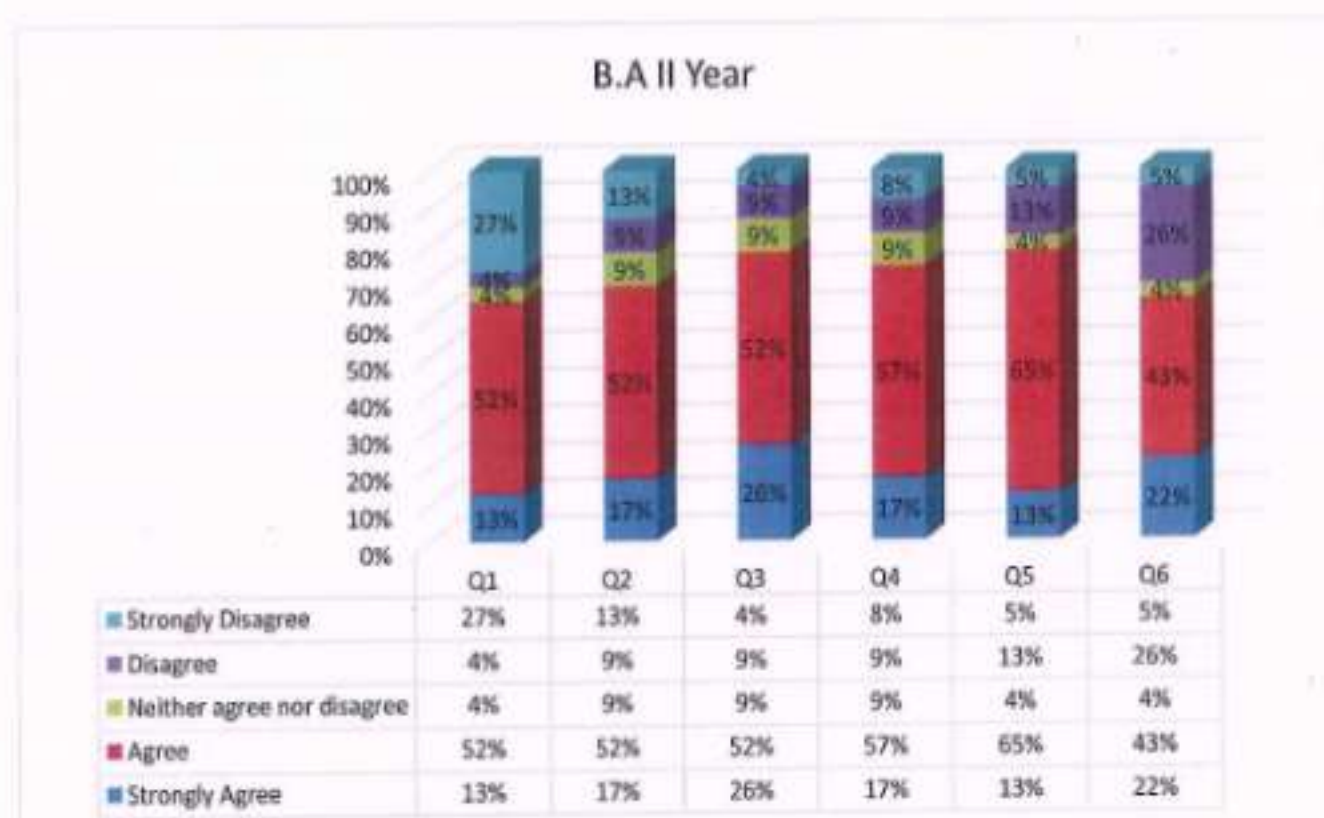
The BAFY students' responses to the curriculum were collected and analyzed. 79% of the students agreed with all the statements except the course/syllabus is need-based. It reveals that two factors have shown overall dissatisfaction with BAFY students regarding the course/Syllabus. The first factor was the clarity of the aims and objectives, and the second factor was the balance between theory and application.

Courses	Division	Student Count
BA II Year	All	23

• **Questionnaire:**

1. The Syllabus is suitable for the Course.
2. The Syllabus is need-based.
3. Aims and Objectives of the Syllabi are well-defined and clear to the teachers and students.
4. The Course/Syllabus has a good balance between theory and application.
5. The Course/Syllabus has made me interested in the subject area.
6. The Course/Program of the studies carries a sufficient number of optional papers.

• **Response Table:**



Analysis:

The BASY students' responses on curriculum were collected and analyzed. Only 71.5% of the students agreed with the entire statement which is positively framed except the two statements that state that the 'aims and objectives of the Syllabi are well defined and clear to the teachers and students,' and 'The Course/Program of the studies carries a sufficient number of optional papers' were the most dissatisfactory factors observed here.

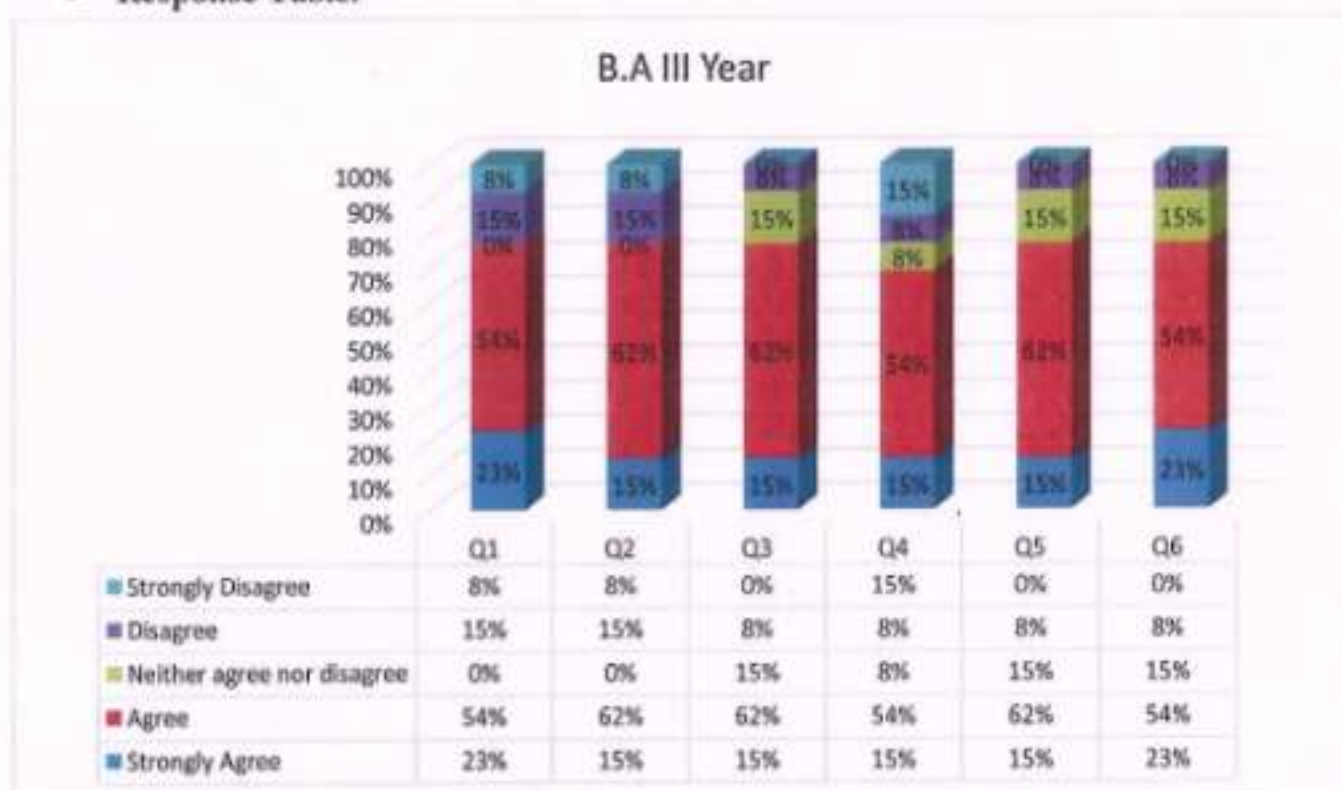


Courses	Division	Student Count
BA III Year	All	13

• **Questionnaire:**

1. The Syllabus is suitable for the Course.
2. The Syllabus is need-based.
3. Aims and Objectives of the Syllabi are well-defined and clear to the teachers and students.
4. The Course/Syllabus has a good balance between theory and application.
5. The Course/Syllabus has made me interested in the subject area.
6. The Course/Program of the studies carries a sufficient number of optional papers.

• **Response Table:**



Analysis:

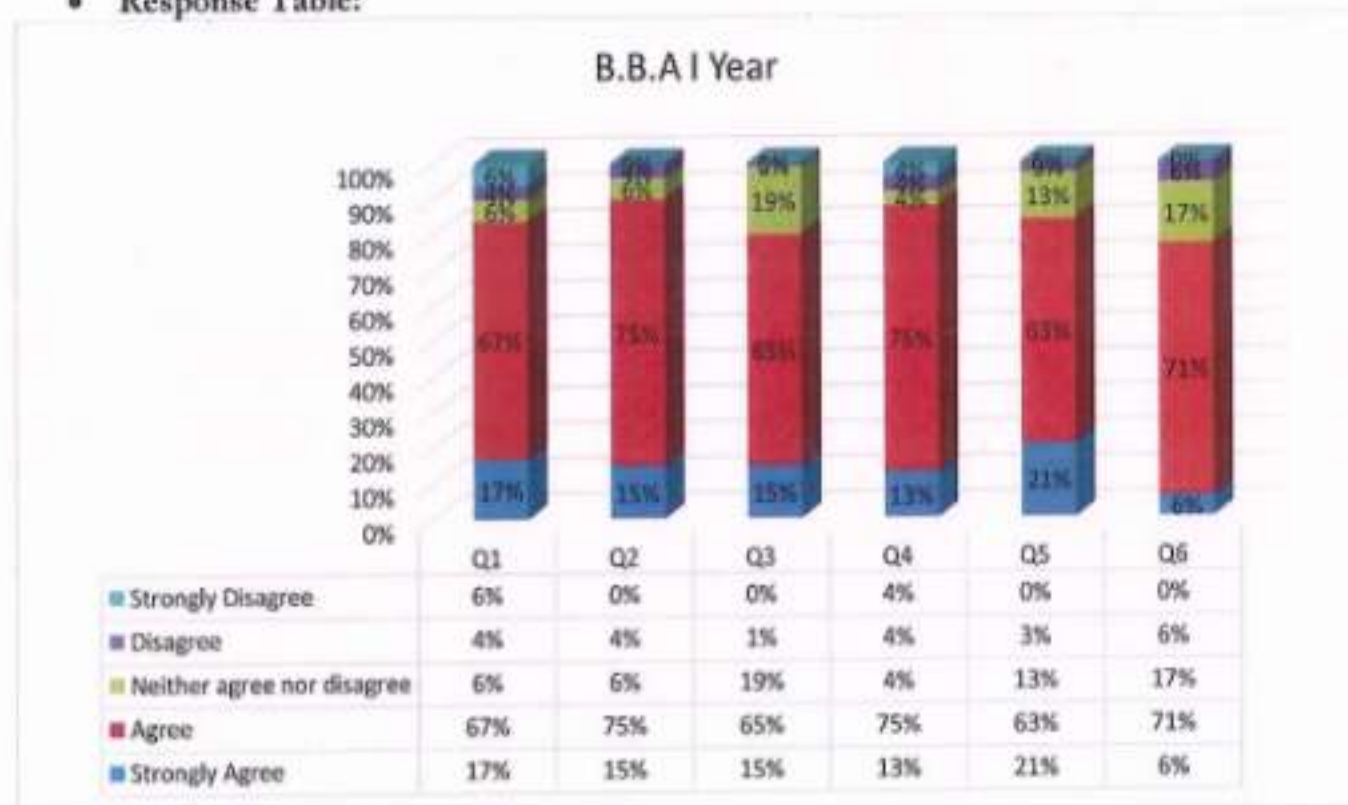
The BATY students' responses to the curriculum were collected and analyzed. Over 76% of the students agreed with the overall statements, which is framed positively. The need-based syllabus and suitability of the course were perceived negatively by the students.

Courses	Division	Student Count
BBA I Year	All	48

• **Questionnaire:**

1. The Syllabus is suitable for the Course.
2. The Syllabus is need-based.
3. Aims and Objectives of the Syllabi are well-defined and clear to the teachers and students.
4. The Course/Syllabus has a good balance between theory and application.
5. The Course/Syllabus has made me interested in the subject area.
6. The Course/Program of the studies carries a sufficient number of optional papers.


• **Response Table:**



Analysis:

The BBAFY students' responses to the curriculum were collected and analyzed. 81.20% of the students agreed with the above statements, which are positively framed. The above graph reveals the overall satisfaction of BBAFY with the syllabus.



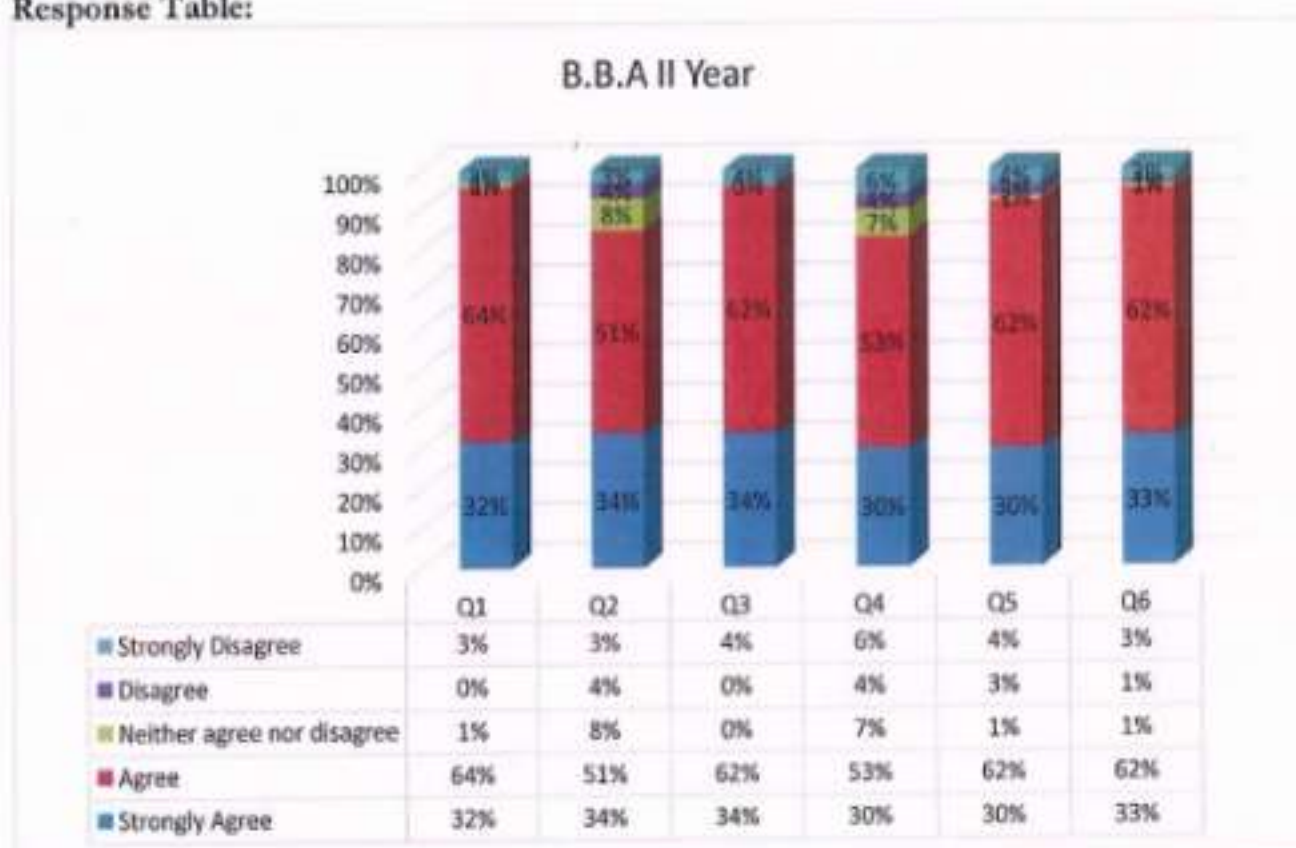

I/C Principal
SBES College of Arts & Commerce
Aurangabad.

Courses	Division	Student Count
BBA II Year	All	76

• **Questionnaire:**

1. The Syllabus is suitable for the Course.
2. The Syllabus is need-based.
3. Aims and Objectives of the Syllabi are well-defined and clear to the teachers and students.
4. The Course/Syllabus has a good balance between theory and application.
5. The Course/Syllabus has made me interested in the subject area.
6. The Course/Program of the studies carries a sufficient number of optional papers.


• **Response Table:**



Analysis:

The BBASY students' responses on curriculum were collected and analyzed. All the students are satisfied with all aspects of the syllabus. 91% of the students are satisfied with all the aspects of the course.



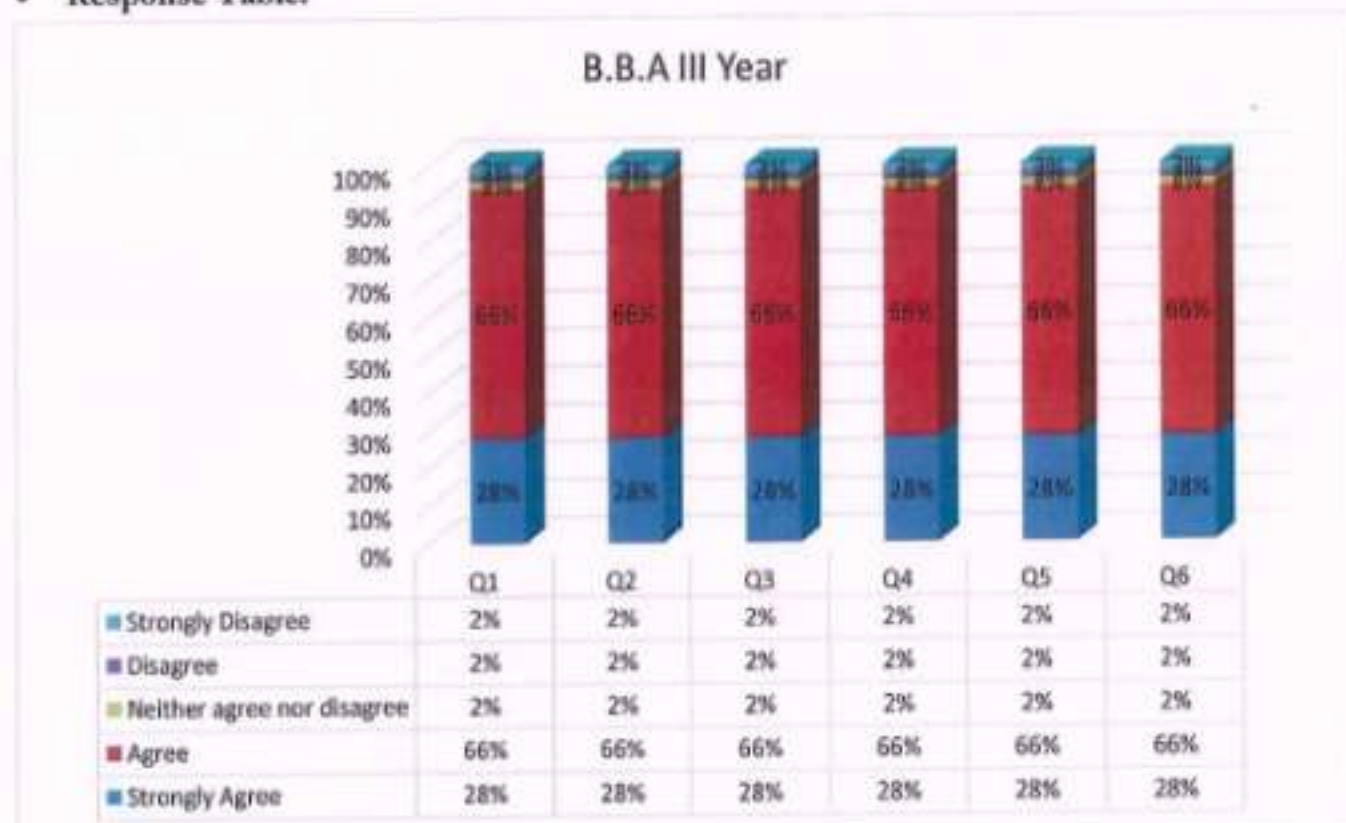

I/C Principal
SBES College of Arts & Commerce
Aurangabad.

Courses	Division	Student Count
BBA III Year	A	50

• **Questionnaire:**

1. The Syllabus is suitable for the Course.
2. The Syllabus is need-based.
3. Aims and Objectives of the Syllabi are well-defined and clear to the teachers and students.
4. The Course/Syllabus has a good balance between theory and application.
5. The Course/Syllabus has made me interested in the subject area.
6. The Course/Program of the studies carries a sufficient number of optional papers.


• **Response Table:**



Analysis:

The BBATY students' responses on curriculum were collected and analyzed. 89.33% of the students agreed with the statement that the course or program of studies carries a sufficient number of optional papers.



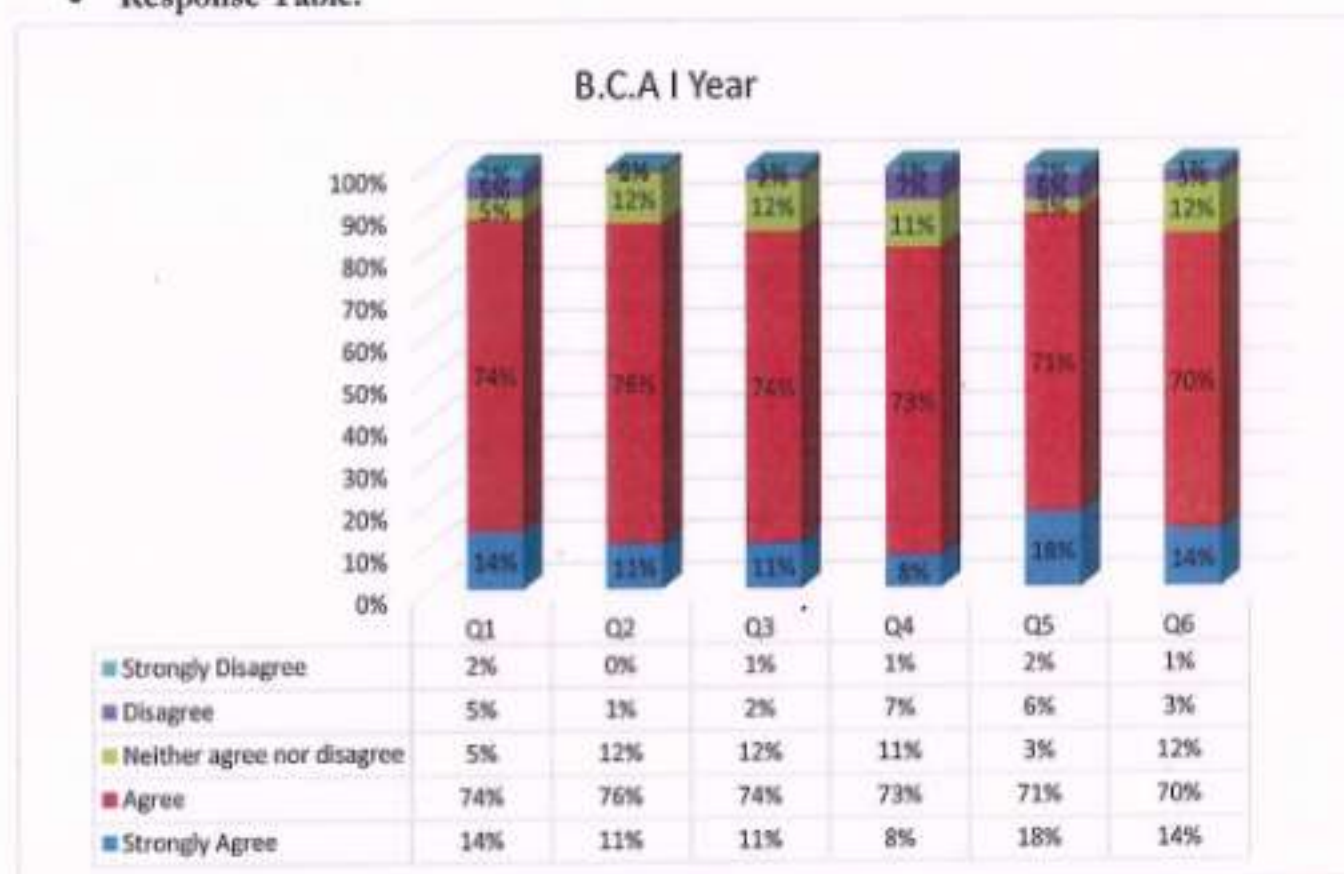

I/C Principal
SBES College of Arts & Commerce
Aurangabad.

Courses	Division	Student Count
BCA I Year	A	66

• **Questionnaire:**

1. The Syllabus is suitable for the Course.
2. The Syllabus is need-based.
3. Aims and Objectives of the Syllabi are well-defined and clear to the teachers and students.
4. The Course/Syllabus has a good balance between theory and application.
5. The Course/Syllabus has made me interested in the subject area.
6. The Course/Program of studies carries sufficient number of optional papers.


• **Response Table:**



Analysis:

The BCAFY students' responses to the curriculum were collected and analyzed. 86% of students agreed with all of the positive-framed statements, but a few students disagreed with the statement that there is a balance between theory and practice, as well as a sufficient number of optional papers. The need-based syllabus is the most satisfying factor observed here.



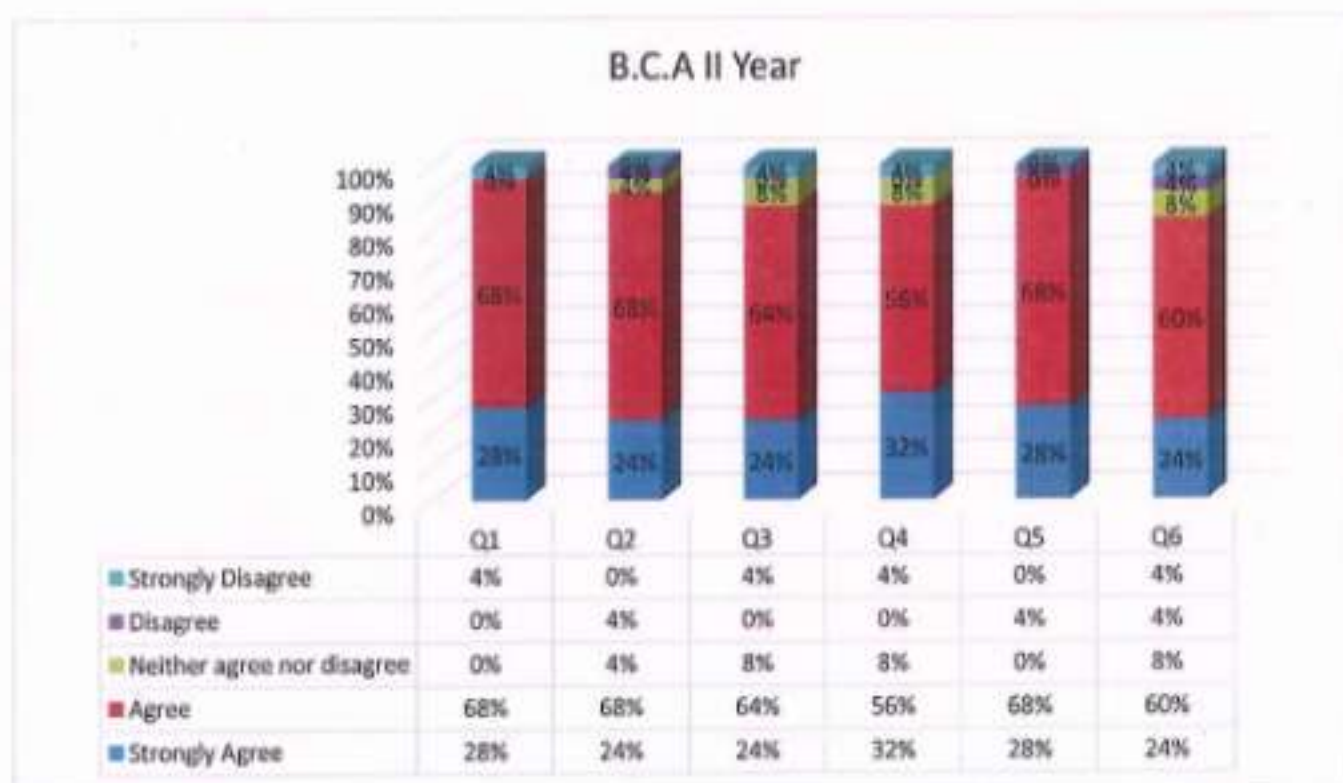

I/C Principal
SBES College of Arts & Commerce
Aurangabad.

Courses	Division	Student Count
BCA II Year	A	25

• **Questionnaire:**

1. The Syllabus is suitable for the Course.
2. The Syllabus is need-based.
3. Aims and Objectives of the Syllabi are well-defined and clear to the teachers and students.
4. The Course/Syllabus has a good balance between theory and application.
5. The Course/Syllabus has made me interested in the subject area.
6. The Course/Program of studies carries sufficient number of optional papers.

• **Response Table:**



Analysis:

The BCA SY students' responses to the curriculum were collected and analyzed. All the statements on the curriculum feedback were agreed by 91% of the students. There is overall satisfaction about all the statements.



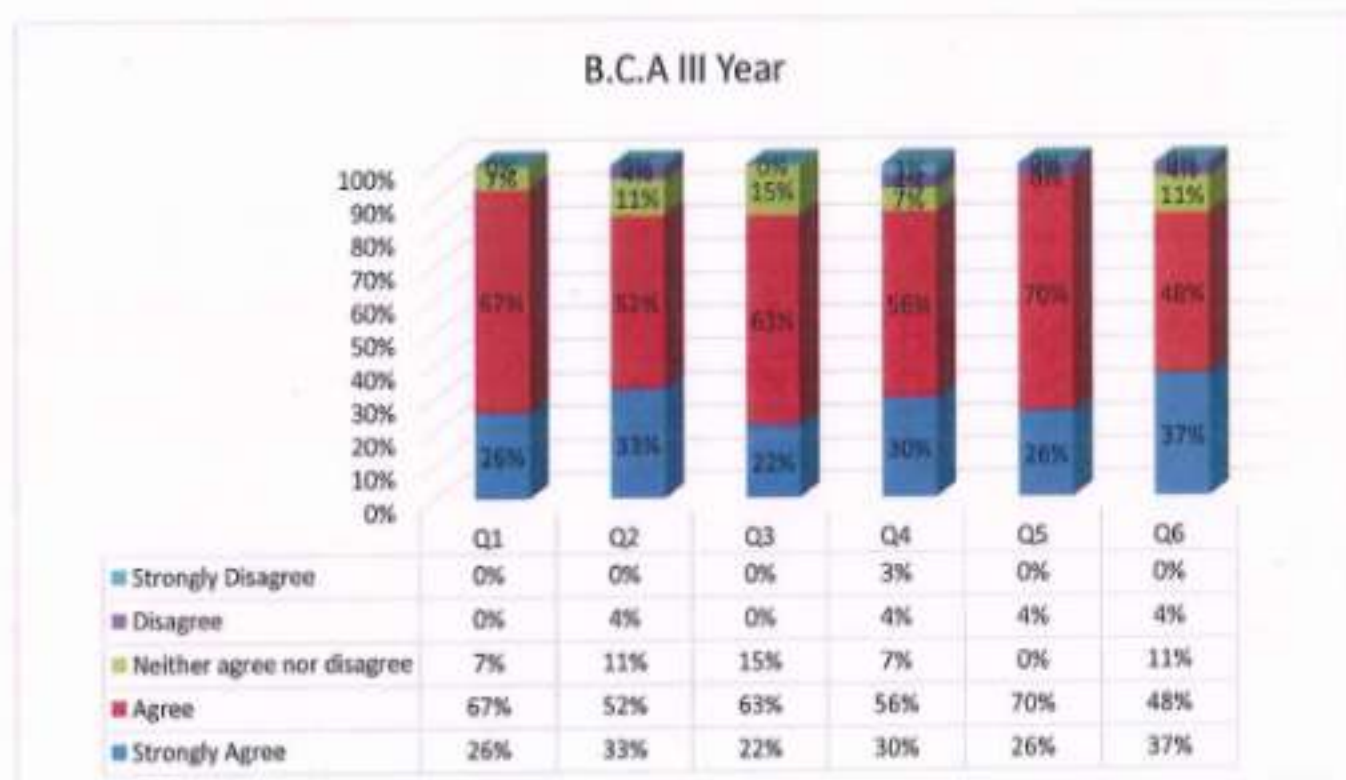

I/C Principal
SBES College of Arts & Commerce
Aurangabad.

Courses	Division	Student Count
BCA III Year	A	27

• **Questionnaire:**

1. The Syllabus is suitable for the Course.
2. The Syllabus is need-based.
3. Aims and Objectives of the Syllabi are well-defined and clear to the teachers and students.
4. The Course/Syllabus has a good balance between theory and application.
5. The Course/Syllabus has made me interested in the subject area.
6. The Course/Program of studies carries sufficient number of optional papers.


• **Response Table:**



Analysis:

The BCATY students' responses on curriculum were collected and analyzed. More than 88.3% of students agreed with all of the positive-framed statements. About 96% of the students agreed with the statement that the course/syllabus has made me interested in the subject area.



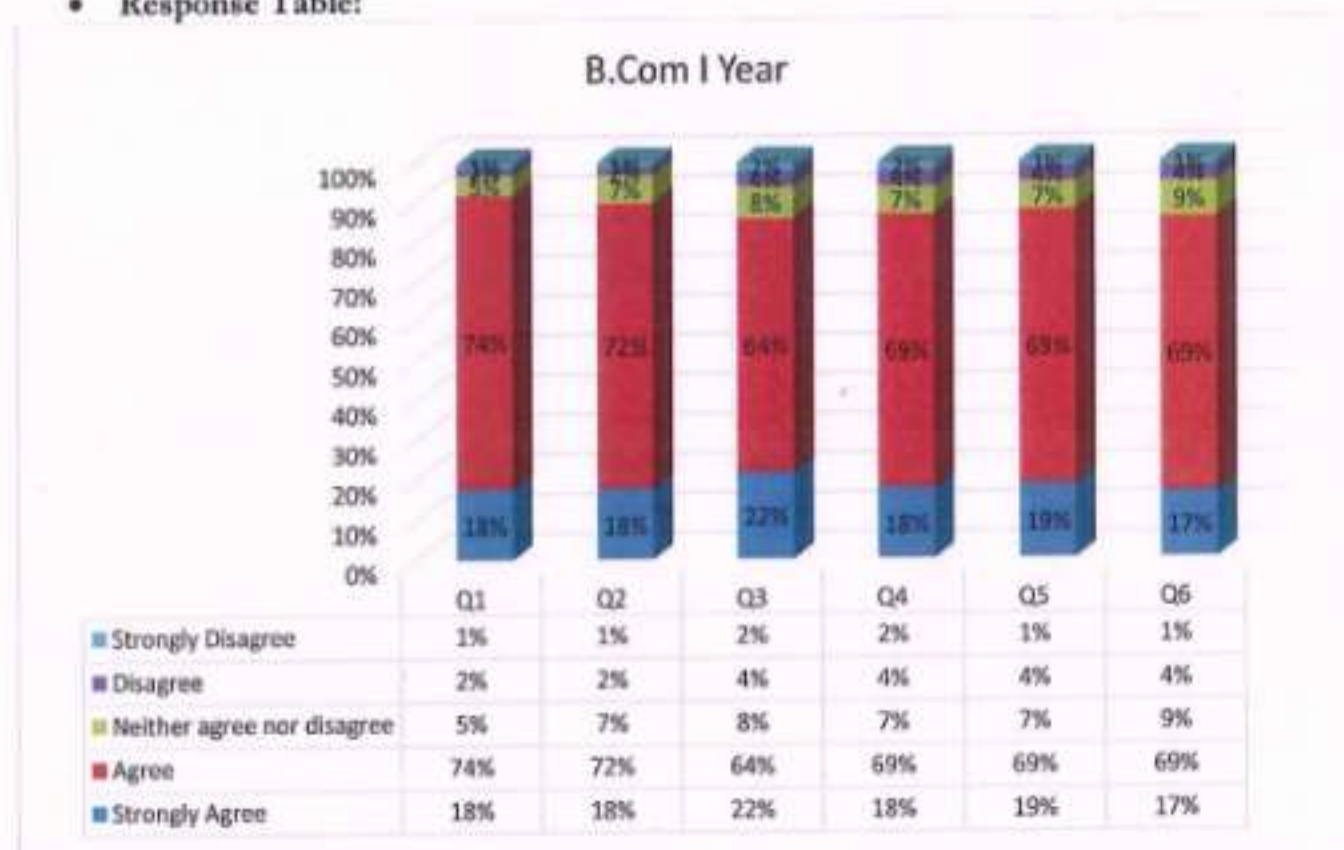

I/C Principal
SBES College of Arts & Commerce
Aurangabad.

Courses	Division	Student Count
BCOM I Year	All	416

• **Questionnaire:**

1. The Syllabus is suitable for the Course.
2. The Syllabus is need-based.
3. Aims and Objectives of the Syllabi are well-defined and clear to the teachers and students.
4. The Course/Syllabus has a good balance between theory and application.
5. The Course/Syllabus has made me interested in the subject area.
6. The Course/Program of the studies carries a sufficient number of optional papers.


• **Response Table:**



Analysis:

BCOM FY students' responses to the curriculum were collected and analyzed. 81.2% of students agreed with all of the positive-framed statements. There is overall satisfaction with the balance between theory and practical, the interest in the syllabus, and the availability of a sufficient number of optional papers.



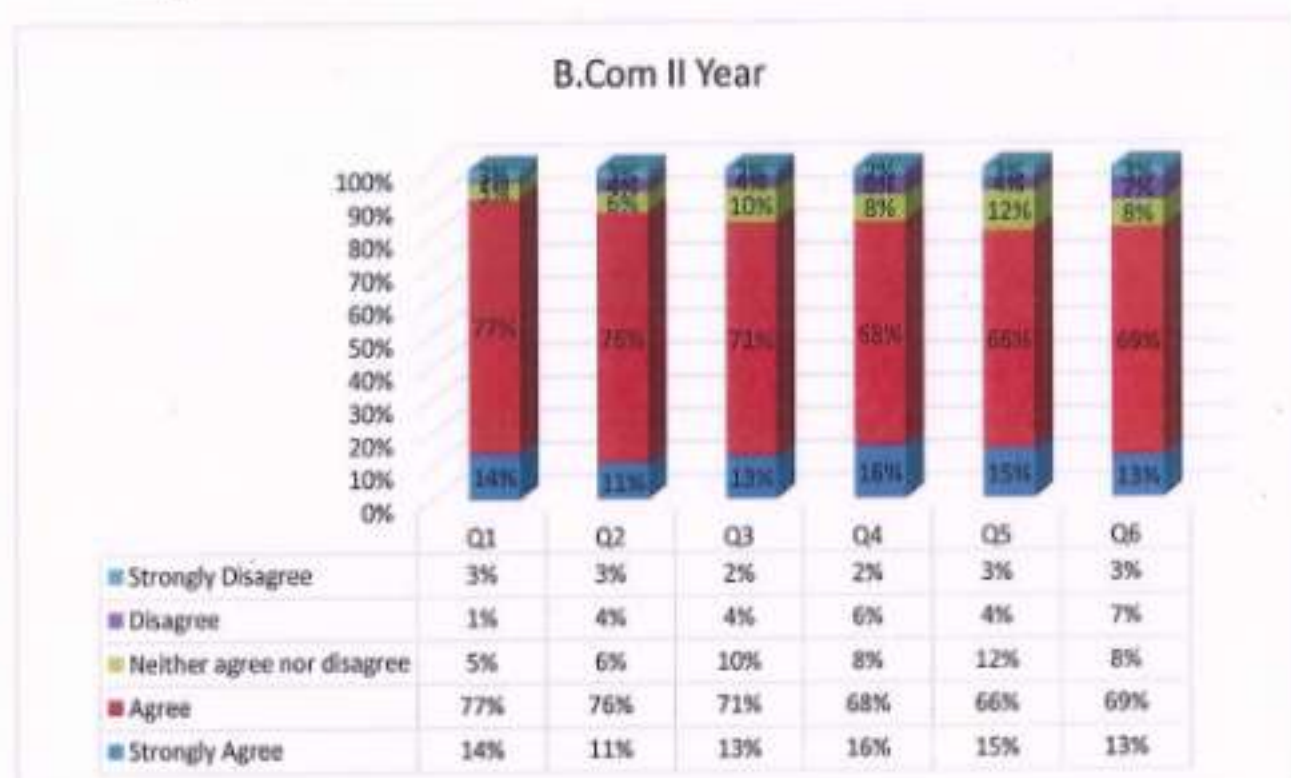

I/C Principal
SBES College of Arts & Commerce
Aurangabad.

Courses	Division	Student Count
BCOM II Year	All	228

• **Questionnaire:**

1. The Syllabus is suitable for the Course.
2. The Syllabus is need-based.
3. Aims and Objectives of the Syllabi are well-defined and clear to the teachers and students.
4. The Course/Syllabus has a good balance between theory and application.
5. The Course/Syllabus has made me interested in the subject area.
6. The Course/Program of the studies carries a sufficient number of optional papers.


• **Response Table:**



Analysis:

The BCOM SY students' responses to the curriculum were collected and analyzed. 84.8% of Students agreed with all of the statements that are positively framed, but a few agree with the statement that there are a sufficient number of optional papers.



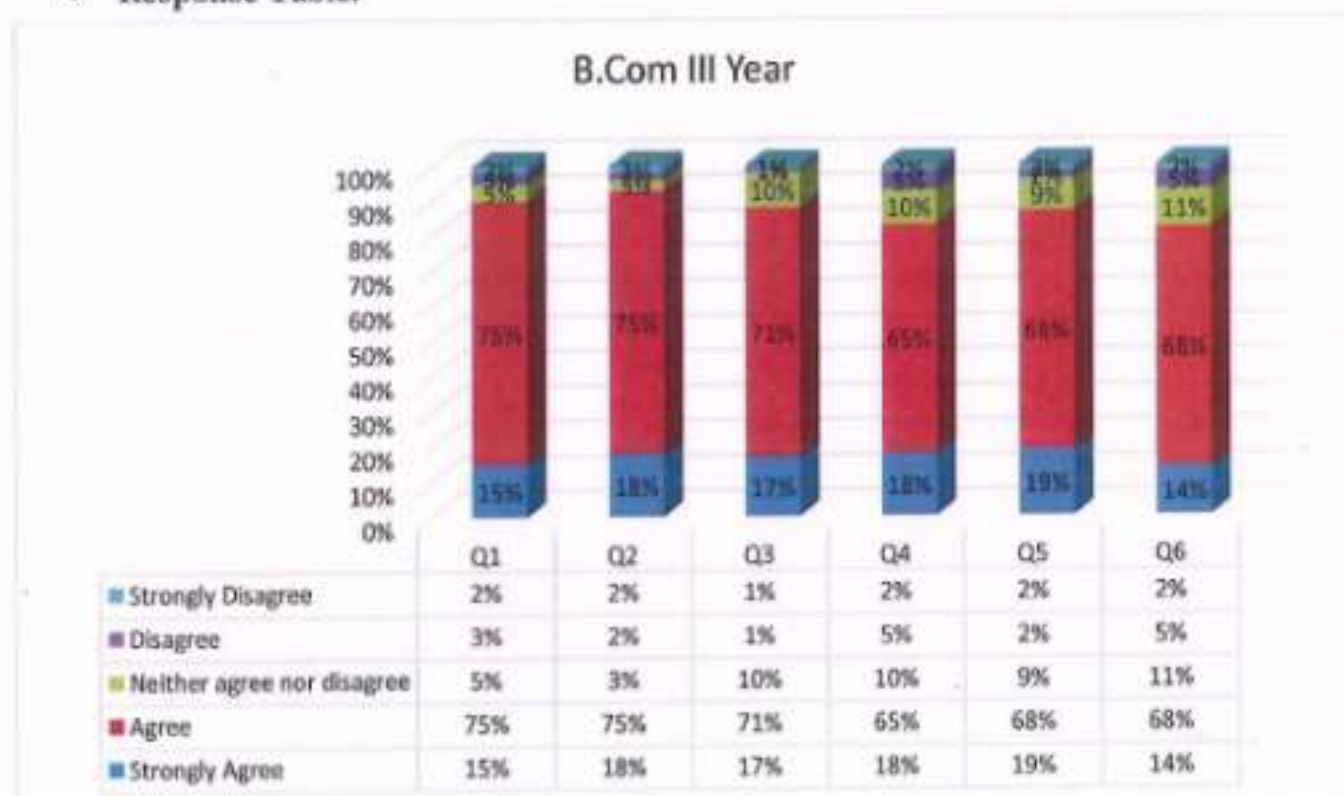

I/C Principal
SBES College of Arts & Commerce
Aurangabad.

Courses	Division	Student Count
BCOM III Year	All	161

• **Questionnaire:**

1. The Syllabus is suitable for the Course.
2. The Syllabus is need-based.
3. Aims and Objectives of the Syllabi are well-defined and clear to the teachers and students.
4. The Course/Syllabus has a good balance between theory and application.
5. The Course/Syllabus has made me interested in the subject area.
6. The Course/Program of the studies carries a sufficient number of optional papers.

• **Response Table:**



Analysis:

The BCOM TY students' responses to the curriculum were collected and analyzed. 87.20% of students agreed with all of the positive-framed statements. There is overall satisfaction with all the statements. A need-based syllabus is considered the most satisfying factor for the students.

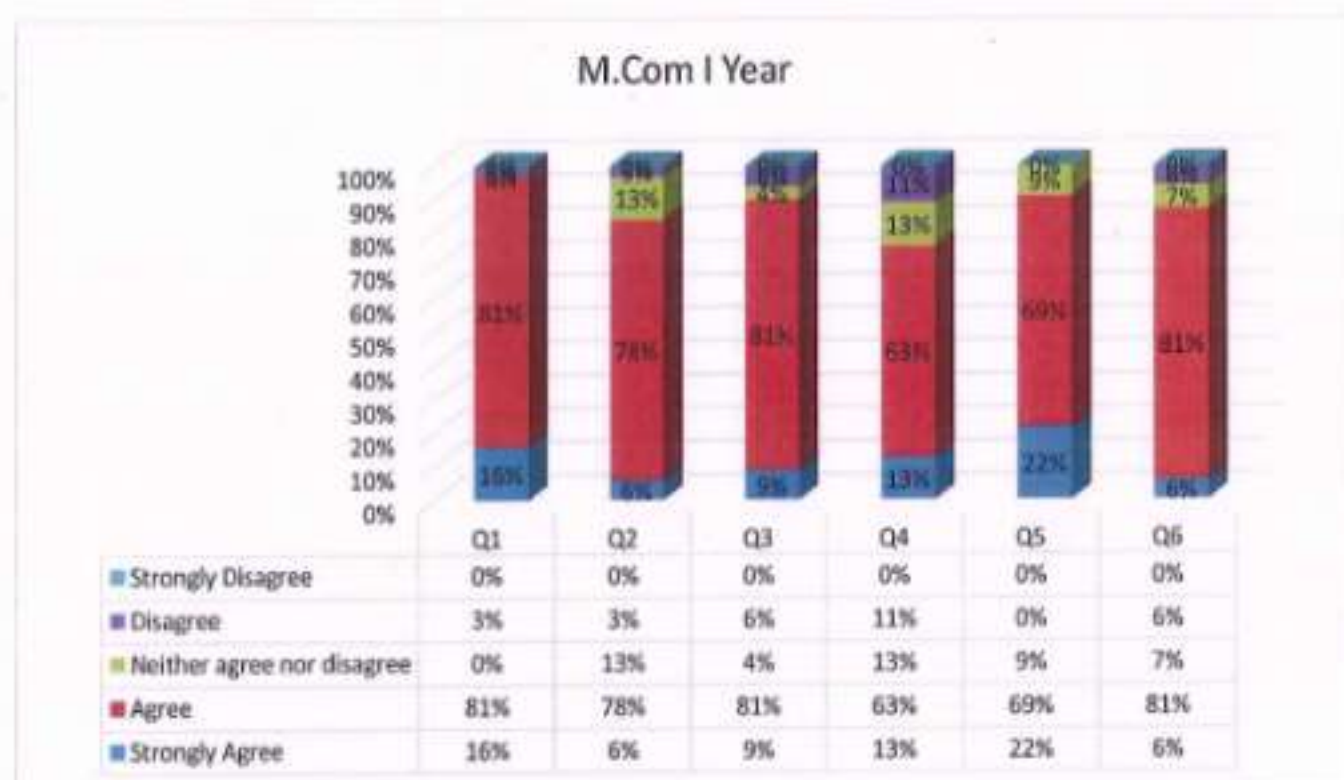


Courses	Division	Student Count
MCOM I Year	All	32

• **Questionnaire:**

1. The Syllabus is suitable for the Course.
2. The Syllabus is need-based.
3. Aims and Objectives of the Syllabi are well-defined and clear to the teachers and students.
4. The Course/Syllabus has a good balance between theory and application.
5. The Course/Syllabus has made me interested in the subject area.
6. The Course/Program of the studies carries a sufficient number of optional papers.


• **Response Table:**



Analysis:

The MCOM FY students' responses to the curriculum were collected and analyzed. 87.5% of the students agreed with all the statements that were positively framed. The graph reveals some dissatisfaction with the balance between theory and application.



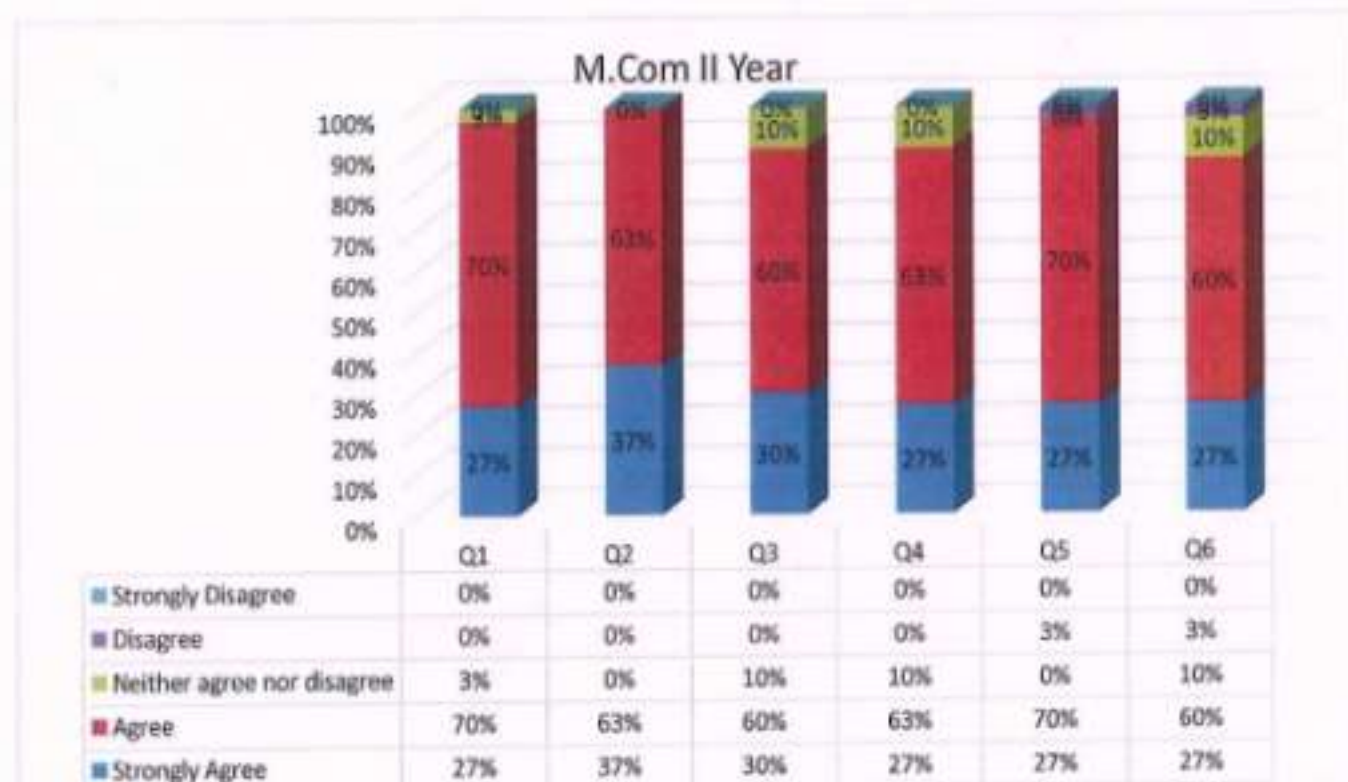

I/C Principal
SBES College of Arts & Commerce
Aurangabad.

Courses	Division	Student Count
MCOM II Year	All	30

• **Questionnaire:**

1. The Syllabus is suitable for the Course.
2. The Syllabus is need-based.
3. Aims and Objectives of the Syllabi are well-defined and clear to the teachers and students.
4. The Course/Syllabus has a good balance between theory and application.
5. The Course/Syllabus has made me interested in the subject area.
6. The Course/Program of the studies carries a sufficient number of optional papers.

• **Response Table:**



Analysis

The MCOM SY students' responses to the curriculum were collected and analyzed. It has been perceived from the above graph that all aspects of the feedback on the curriculum are satisfactory. 100% of the students are satisfied with the need-based syllabus. According to the graph above, 95% of the students agreed that the course is suitable.



I/C Principal
SBES College of Arts & Commerce
Aurangabad.

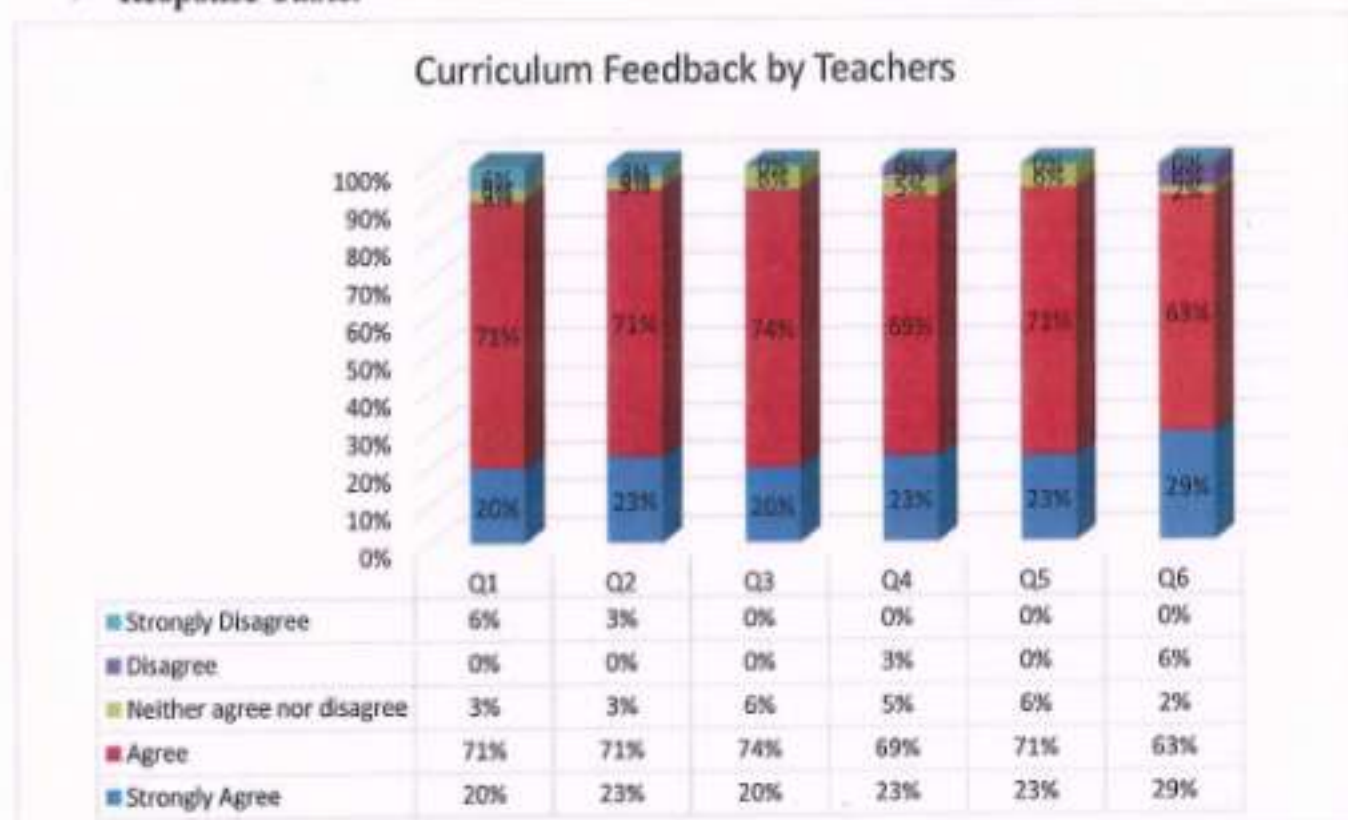
2) CURRICULUM FEEDBACK BY TEACHERS, PARENTS, ALUMNI, EMPLOYER.

Feedback By	Count
Teachers	35

• Questionnaire:

1. The Syllabus is suitable for the Course.
2. The Syllabus is need-based. (Career and Employment oriented)
3. Aims and Objectives of the Syllabi are well-defined and clear to the teachers and students.
4. The Course/Syllabus has a good balance between theory and application.
5. The Course/Syllabus has made me interested in the subject area.
6. The Course/Program of the studies carries a sufficient number of optional papers.

• Response Table:



Analysis:

Teachers' feedback is an important parameter for the quality improvement of the curriculum and the quality of the students at an institution. Teachers' feedback on curriculum is received, and it is revealed from the above data that 92.83% of the teachers agreed with all the statements, but about 6% of the teachers disagreed with the balance between theory and application.

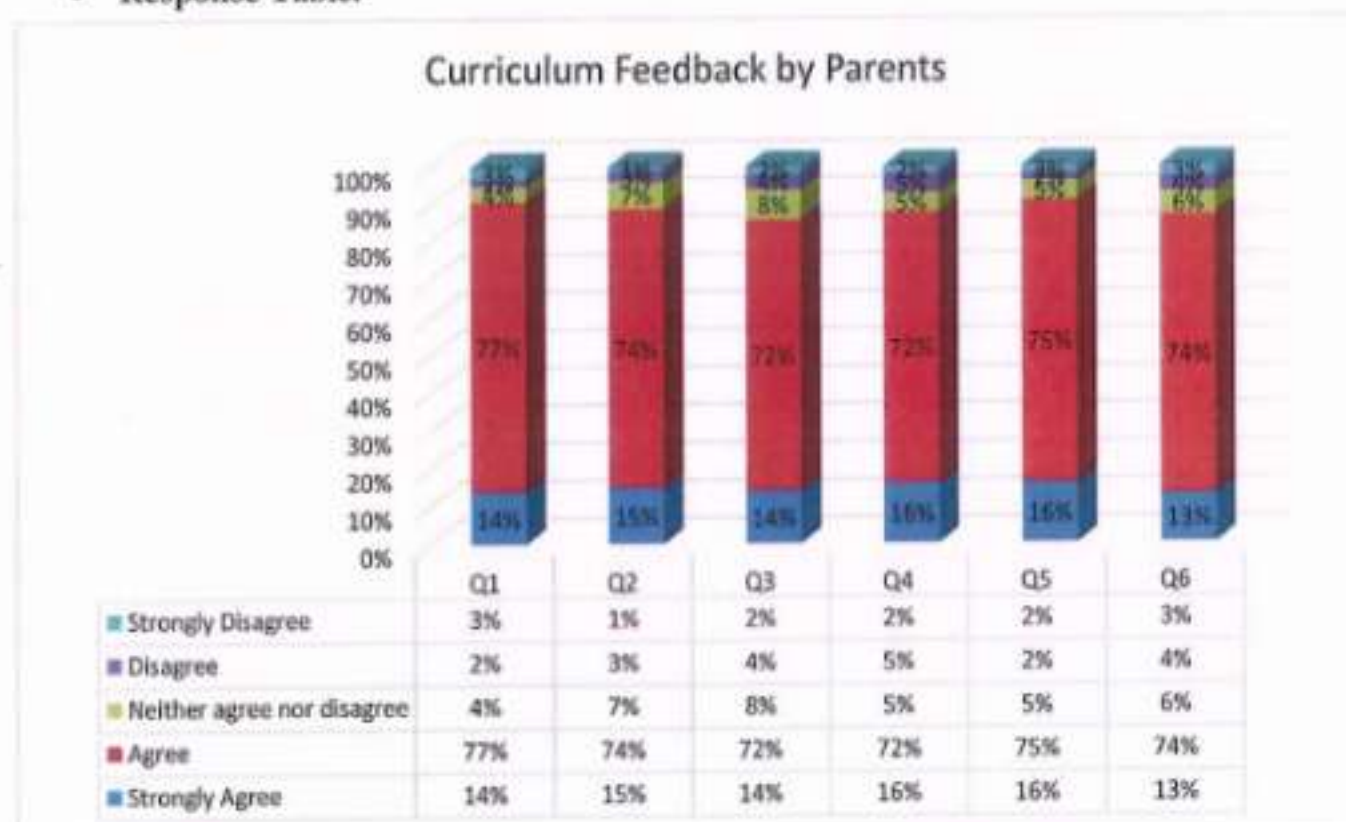


Feedback By	Count
Parents	391

• **Questionnaire:**

1. The Syllabus is suitable for the Course.
2. The Syllabus is need-based. (Career and Employment oriented)
3. Aims and Objectives of the Syllabi are well-defined and clear to the teachers and students.
4. The Course/Syllabus has a good balance between theory and application.
5. The Course/Syllabus has made me interested in the subject area.
6. The Course/Program of the studies carries a sufficient number of optional papers.

• **Response Table:**



Analysis:

Parental involvement not only helps parents contribute positively to their children's learning experiences, but it can also be an indicator of the curriculum's quality. It is observed from the above table and graph that 88.66% of the parents are satisfied with the students' curriculum.

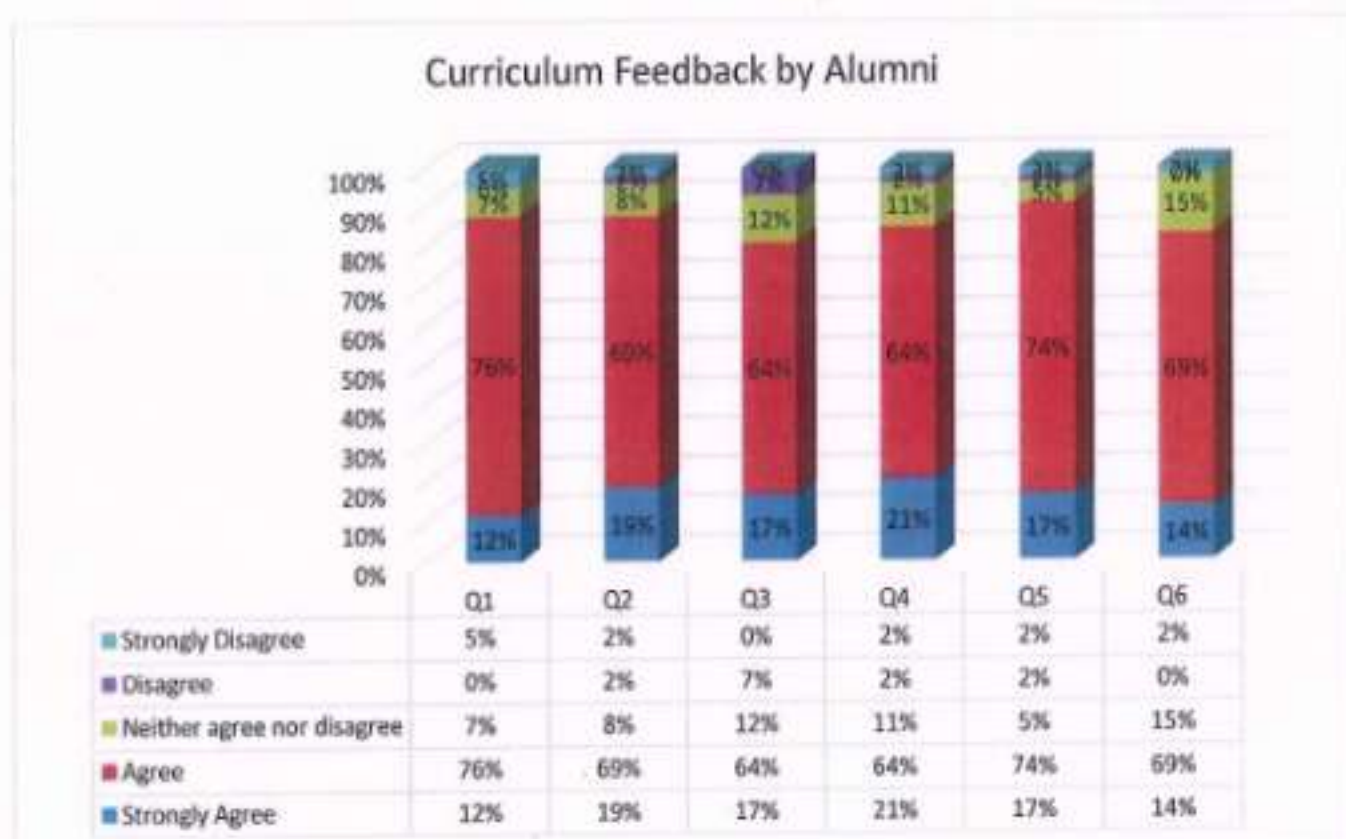


Feedback By	Count
Alumni	42

• **Questionnaire:**

1. The Syllabus is suitable for the Course.
2. The Syllabus is need-based. (Career and Employment oriented)
3. Aims and Objectives of the Syllabi are well-defined and clear to the teachers and students.
4. The Course/Syllabus has a good balance between theory and application.
5. The Course/Syllabus has made me interested in the subject area.
6. The Course/Program of the studies carries a sufficient number of optional papers.

• **Response Table:**



Analysis:

Alumni feedback is an important component for analyzing and improving the academic culture of higher education. 85.66% of alumni agreed with the positively framed statements. 7% of the alumni disagreed with the statement that the aims and objectives of the syllabi are well-defined and clear to the teachers and students.

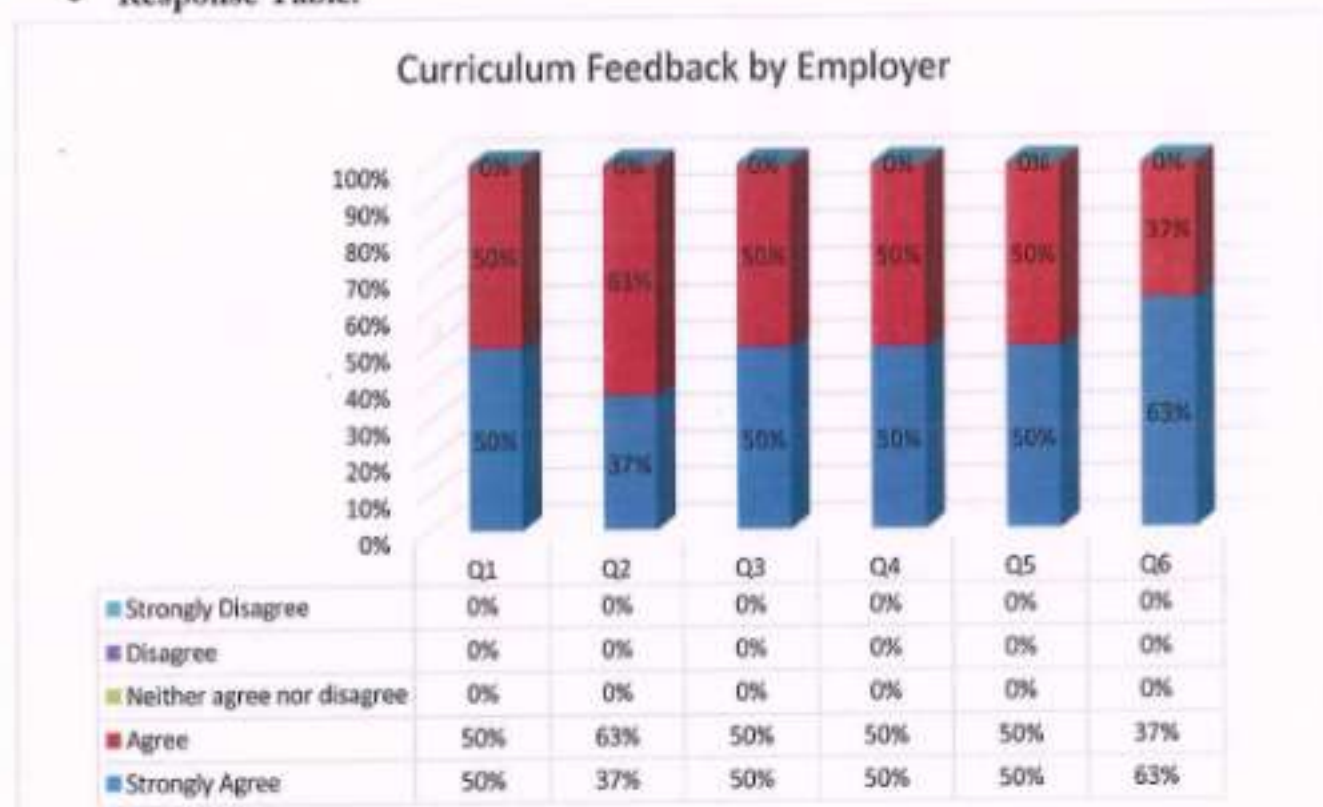


Feedback By	Count
Employer	8

• **Questionnaire:**

1. The Syllabus is suitable for the Course.
2. The Syllabus is need-based. (Career and Employment oriented)
3. Aims and Objectives of the Syllabi are well-defined and clear to the teachers and students.
4. The Course/Syllabus has a good balance between theory and application.
5. The Course/Syllabus has made me interested in the subject area.
6. The Course/Program of the studies carries a sufficient number of optional papers.

• **Response Table:**



Analysis:

As per the feedback analysis, 100% of the employers are satisfied with the various aspects of the curriculum. It can be stated from the above graph that employers are satisfied with the whole curriculum.



3) Teacher's Feedback by Students

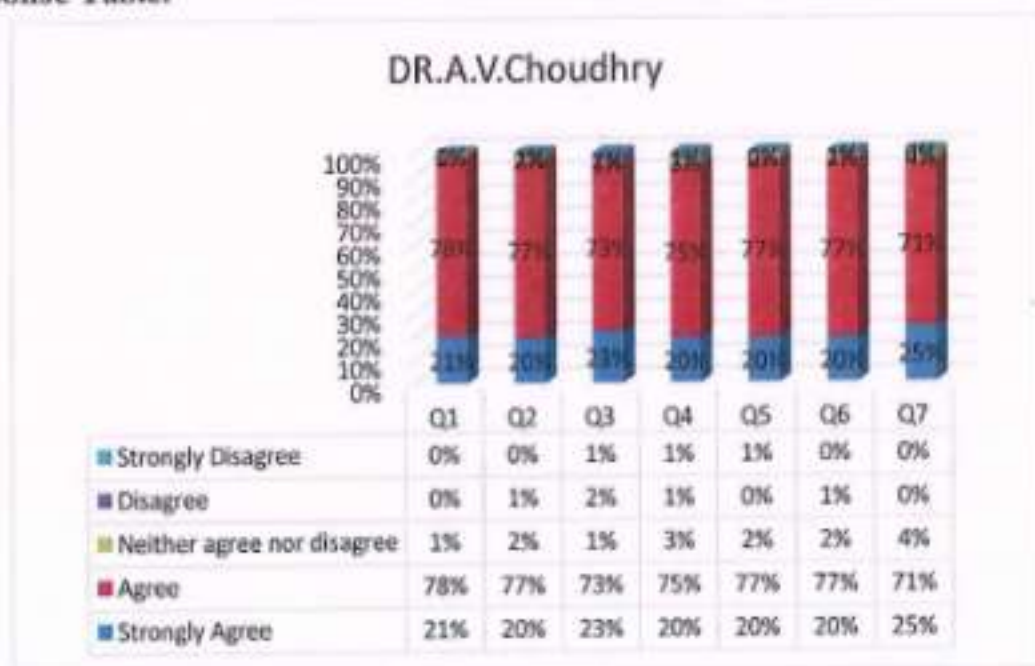
The feedback given by your students is graphically represented below and the values are summarized in the following table. The Teacher-wise report is generated by filtering the Assessment Year, Class, and Division. Based on the analysis of feedback data collected from students, performance in the following areas is as follows and accordingly, teacher's performance, knowledge in the subject, classroom teaching, communication, sincerity, and facilitating overall development of students.

Teachers Name	Faculty	Class	Student Count
Dr. A. V. Choudhari	Commerce	BCOM, MCOM	142

- Questionnaire:**

1. The teacher has in-depth knowledge of the subject.
2. The teacher completes the entire syllabus in time.
3. It is easy to understand what the teacher teaches.
4. The teacher discusses the topics and interacts in the class.
5. The teacher is punctual and regular in the class.
6. The teacher encourages participation and discussion in the class.
7. The teacher uses modern teaching aids, power point presentation, web-resources, etc.

- Response Table:**



Analysis: It can be observed from the above graph that all students are satisfied with the teaching of Dr. Anand Choudhary. 96.71% of students perceived his teaching positively.

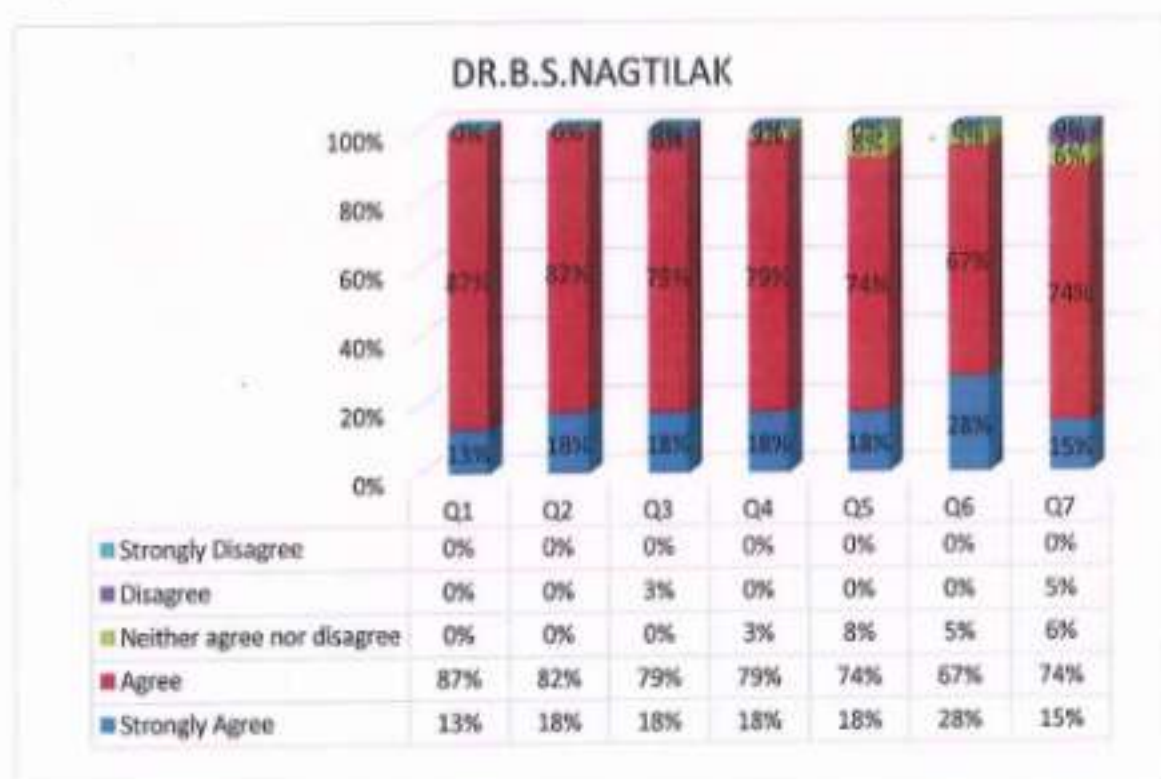


Teachers Name	Faculty	Class	Student Count
Dr. B.S. Nagtilak	Arts and Commerce	BA, BCOM	39

• **Questionnaire:**

1. The teacher has in-depth knowledge of the subject.
2. The teacher completes the entire syllabus in time.
3. It is easy to understand what the teacher teaches.
4. The teacher discusses the topics and interacts in the class.
5. The teacher is punctual and regular in the class.
6. The teacher encourages participation and discussion in the class.
7. The teacher uses modern teaching aids, power point presentation, web-resources etc.

• **Response Table:**



Analysis:

It has been perceived from the above graph that 95.71% of the students are satisfied with the teaching of Dr. B.S. Nagtilak. It shows the overall satisfaction of the students with his teaching. His ease of teaching is the most satisfying factor here.

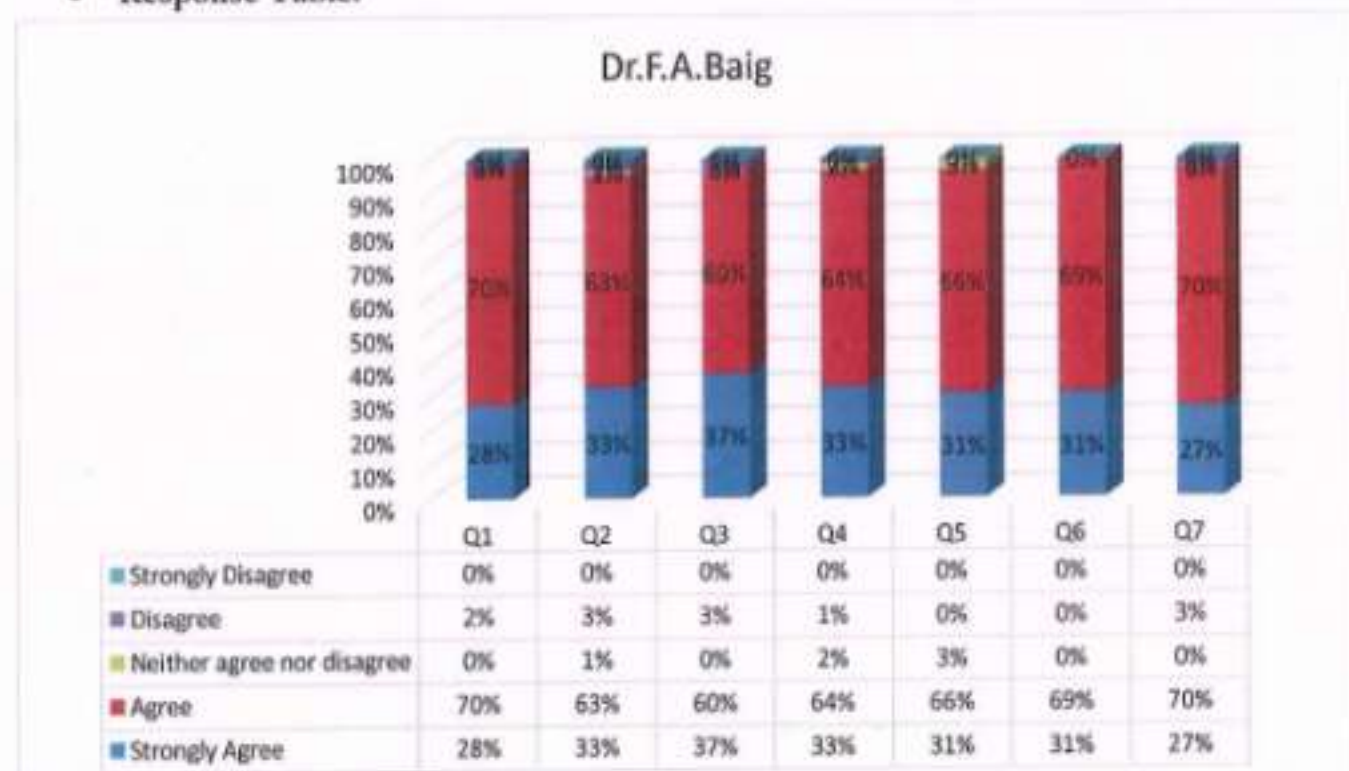


Teachers Name	Faculty	Class	Student Count
Dr. F.A. Baig	Commerce	BCOM, MCOM	67

• Questionnaire:

1. The teacher has in-depth knowledge of the subject.
2. The teacher completes the entire syllabus in time.
3. It is easy to understand what the teacher teaches.
4. The teacher discusses the topics and interacts in the class.
5. The teacher is punctual and regular in the class.
6. The teacher encourages participation and discussion in the class.
7. The teacher uses modern teaching aids, power point presentation, web-resources, etc.


• Response Table:



Analysis:

According to the exit feedback analysis, 97.43% of the students agreed with all the statements regarding the achievement of learning outcomes and the quality of teaching by Dr. F. A. Baig.



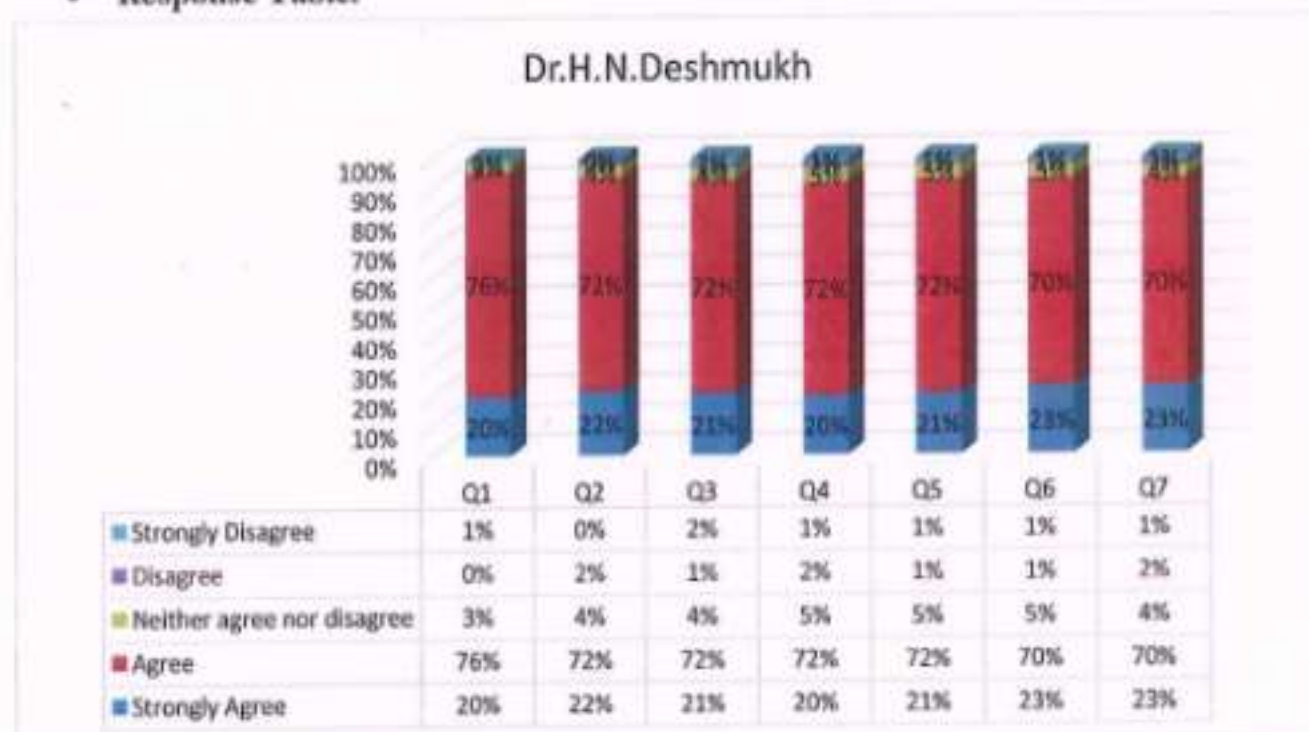

 I/C Principal
 SBES College of Arts & Commerce
 Aurangabad.

Teachers Name	Faculty	Class	Student Count
Dr. H. N. Deshmukh	Commerce	BCOM MCOM	213

• **Questionnaire:**

1. The teacher has in-depth knowledge of the subject.
2. The teacher completes the entire syllabus in time.
3. It is easy to understand what the teacher teaches.
4. The teacher discusses the topics and interacts in the class.
5. The teacher is punctual and regular in the class.
6. The teacher encourages participation and discussion in the class.
7. The teacher uses modern teaching aids, power point presentation, web-resources, etc.

• **Response Table:**



Analysis:

According to online student feedback, 93.43% of the students agreed with all the statements. His easy way of teaching, encouragement of participation and discussion in the class, and use of modern teaching techniques were perceived positively.

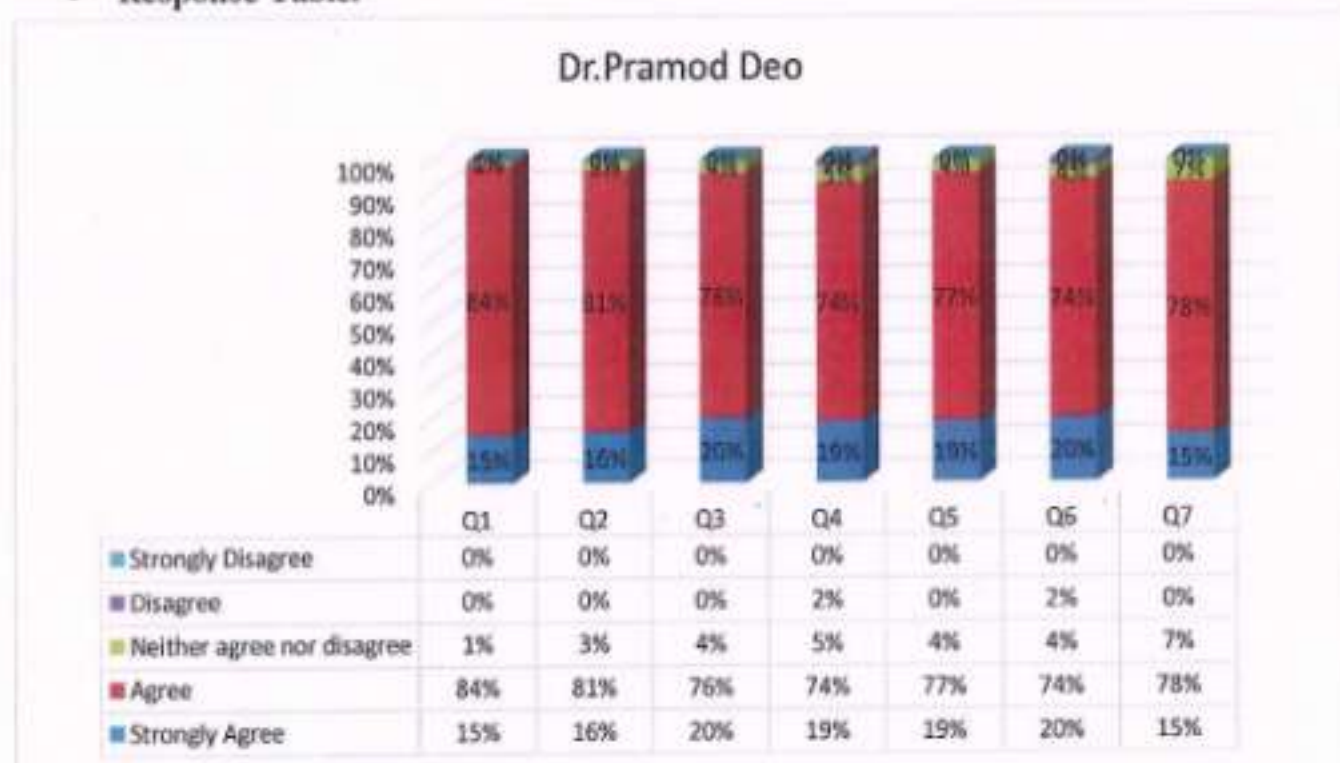


Teachers Name	Faculty	Class	Student Count
Dr. P.P. Deo	Commerce	BCOM MCOM	124

• **Questionnaire:**

1. The teacher has in-depth knowledge of the subject.
2. The teacher completes the entire syllabus in time.
3. It is easy to understand what the teacher teaches.
4. The teacher discusses the topics and interacts in the class.
5. The teacher is punctual and regular in the class.
6. The teacher encourages participation and discussion in the class.
7. The teacher uses modern teaching aids, power point presentation, web-resources, etc.

• **Response Table:**



Analysis:

It is observed from the above graph and table that 95.57% of the students agreed with all positively-perceived statements. 93% of the students agreed with the statement that 'the teacher discusses the topics and interacts in the class.'

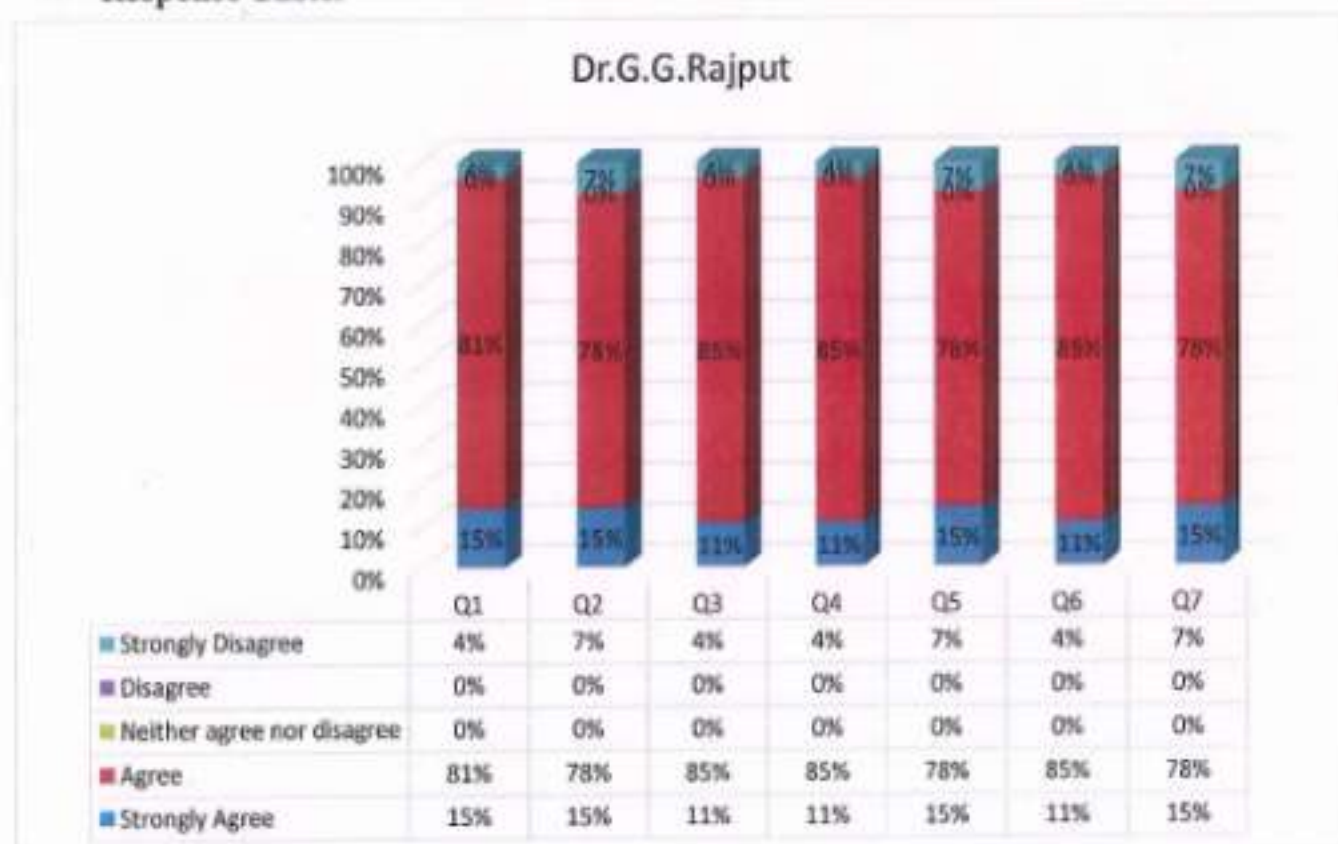


Teachers Name	Faculty	Class	Student Count
Dr. G. G. Rajput	Arts and Commerce	BA , BCOM	27

• Questionnaire:

1. The teacher has in-depth knowledge of the subject.
2. The teacher completes the entire syllabus in time.
3. It is easy to understand what the teacher teaches.
4. The teacher discusses the topics and interacts in the class.
5. The teacher is punctual and regular in the class.
6. The teacher encourages participation and discussion in the class.
7. The teacher uses modern teaching aids, power point presentation, web-resources, etc.


• Response Table:



Analysis:

According to the data presented above, 95.15 % of students are satisfied with Dr. Rajput's teaching.



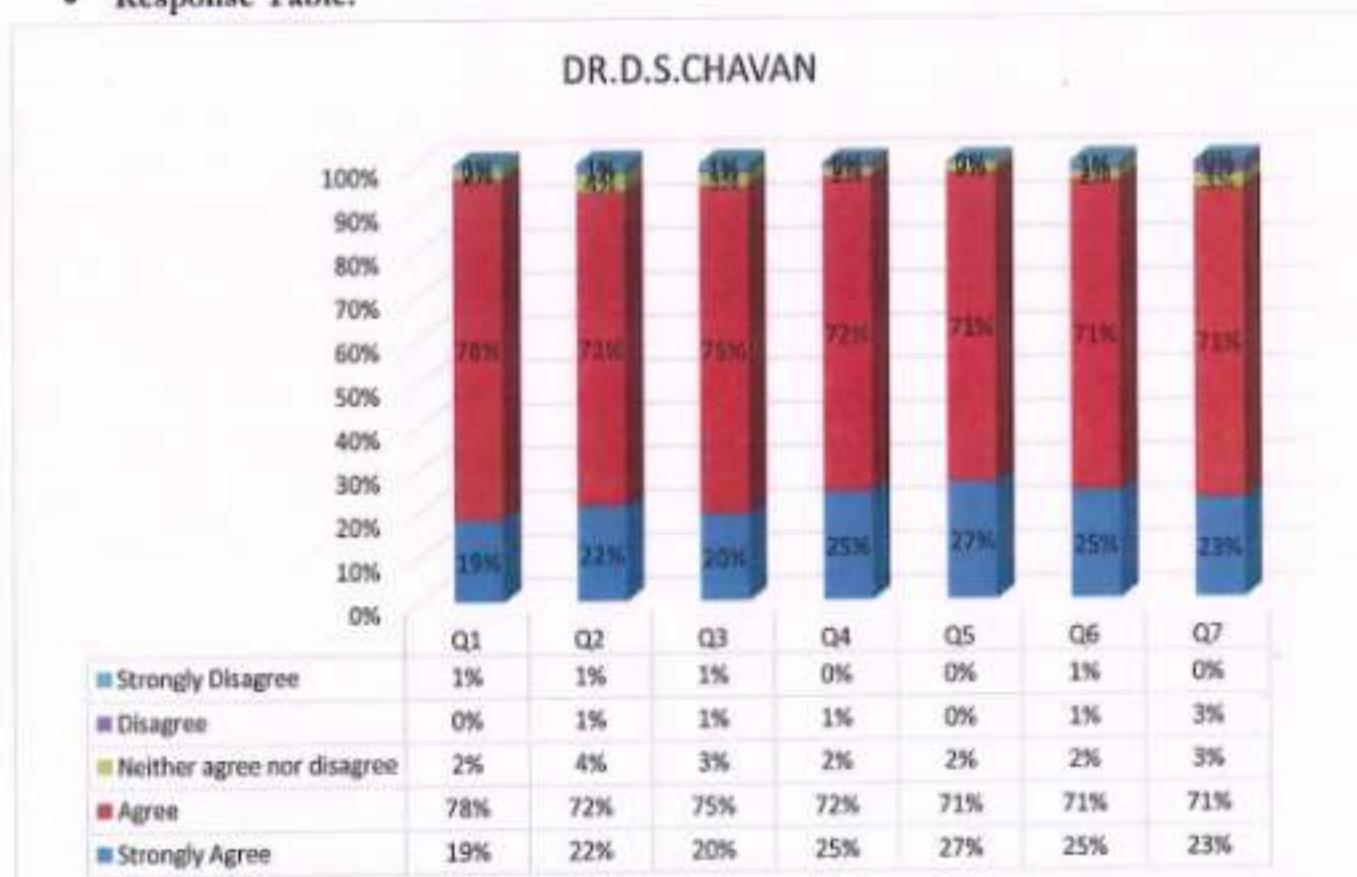

 I/C Principal
 SBES College of Arts & Commerce
 Aurangabad.

Teacher Name	Faculty	Class	Students Count
Dr. D. S. Chavan	Commerce	BCOM, MCOM	217

• **Questionnaire:**

1. The teacher has in-depth knowledge of the subject.
2. The teacher completes the entire syllabus in time.
3. It is easy to understand what the teacher teaches.
4. The teacher discusses the topics and interacts in the class.
5. The teacher is punctual and regular in the class.
6. The teacher encourages participation and discussion in the class.
7. The teacher uses modern teaching aids, power point presentation, web-resources, etc.

• **Response Table:**



Analysis:

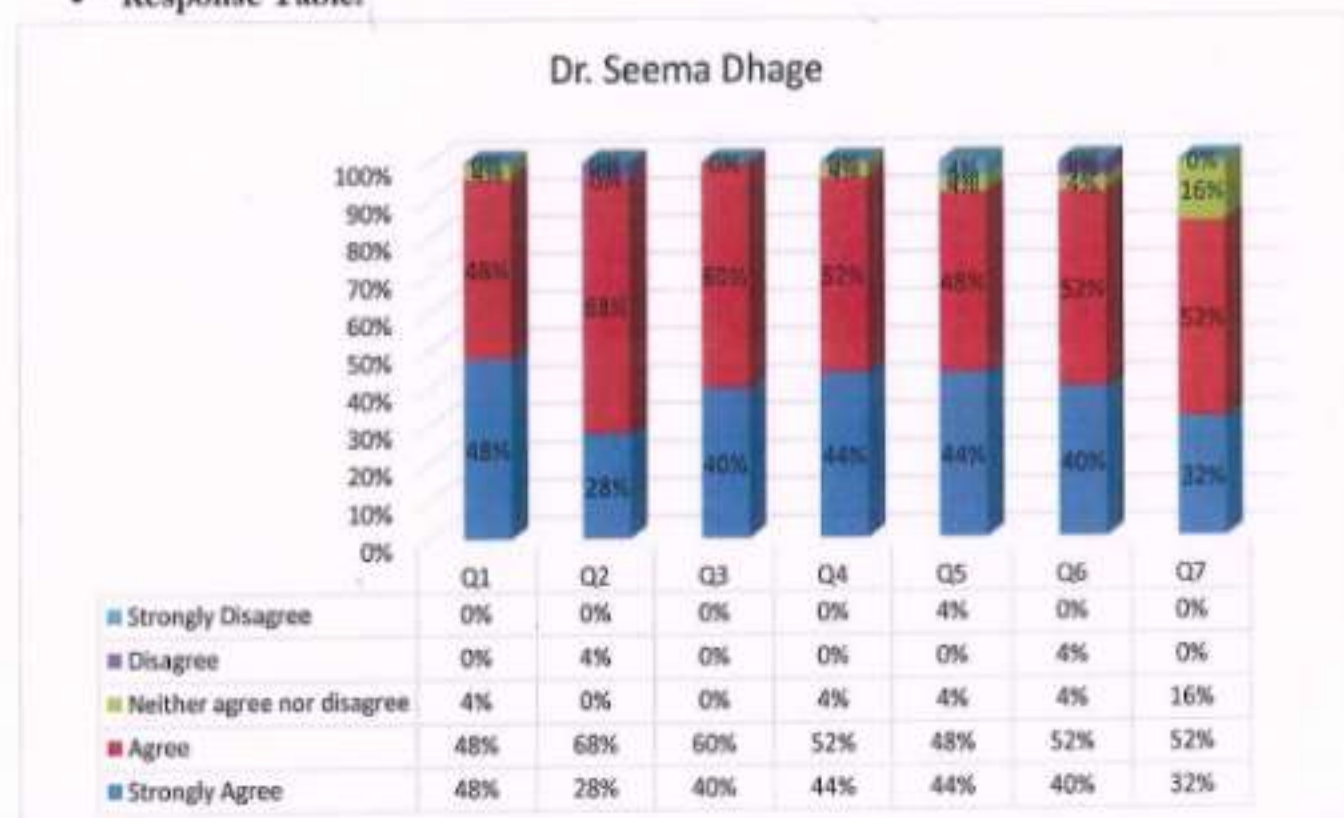
The above table and graph indicate that the teaching of Dr. D. S. Chavan is perceived positively. 95.86% of the students are satisfied with his teaching. His in-depth knowledge and punctuality are the most satisfactory factors observed here.

Teachers Name	Subject	Class	Student Count
Dr. Seema Dhage	Commerce	BBA/BCOM	25

• **Questionnaire:**

1. The teacher has in-depth knowledge of the subject.
2. The teacher completes the entire syllabus in time.
3. It is easy to understand what the teacher teaches.
4. The teacher discusses the topics and interacts in the class.
5. The teacher is punctual and regular in the class.
6. The teacher encourages participation and discussion in the class.
7. The teacher uses modern teaching aids, power point presentation, web-resources, etc.


• **Response Table:**



Analysis:

The above chart describes the responses of the students to the teachings of Dr. Seema Dhage. 93.71% of students expressed overall satisfaction with her teaching. Her encouragement of class participation and discussion is the most satisfying aspect of her teaching.



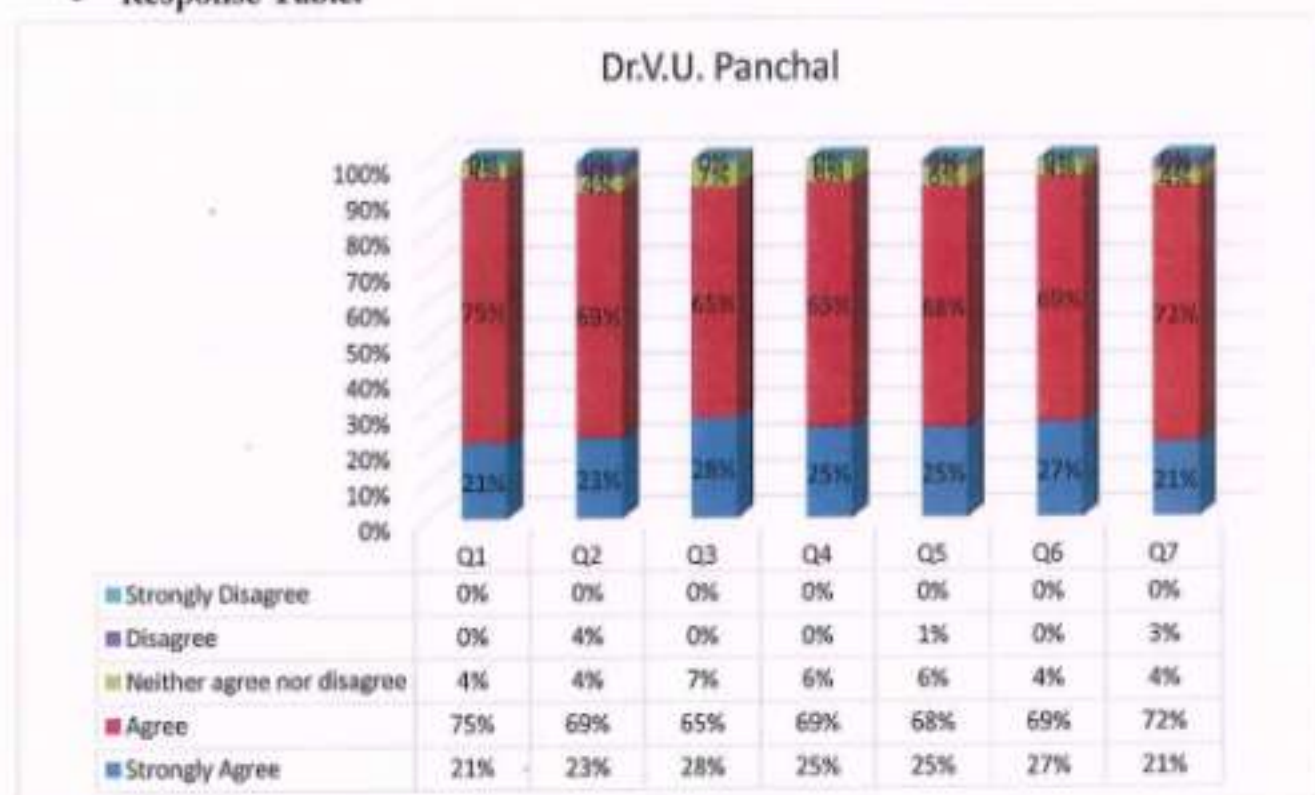

I/C Principal
SBES College of Arts & Commerce
Aurangabad.

Teachers Name	Faculty	Class	Student Count
Dr. V.U. Panchal	Commerce and Management Science	BCOM, BBA, BCA	71

• **Questionnaire:**

1. The teacher has in-depth knowledge of the subject.
2. The teacher completes the entire syllabus in time.
3. It is easy to understand what the teacher teaches.
4. The teacher discusses the topics and interacts in the class.
5. The teacher is punctual and regular in the class.
6. The teacher encourages participation and discussion in the class.
7. The teacher uses modern teaching aids, power point presentation, web-resources, etc.

• **Response Table:**



Analysis:

The above table reveals that 93.86% of the students are satisfied with all aspects of teaching of Dr. V. U. Panchal. The most satisfying factor observed here is the completion of the entire syllabus in time.

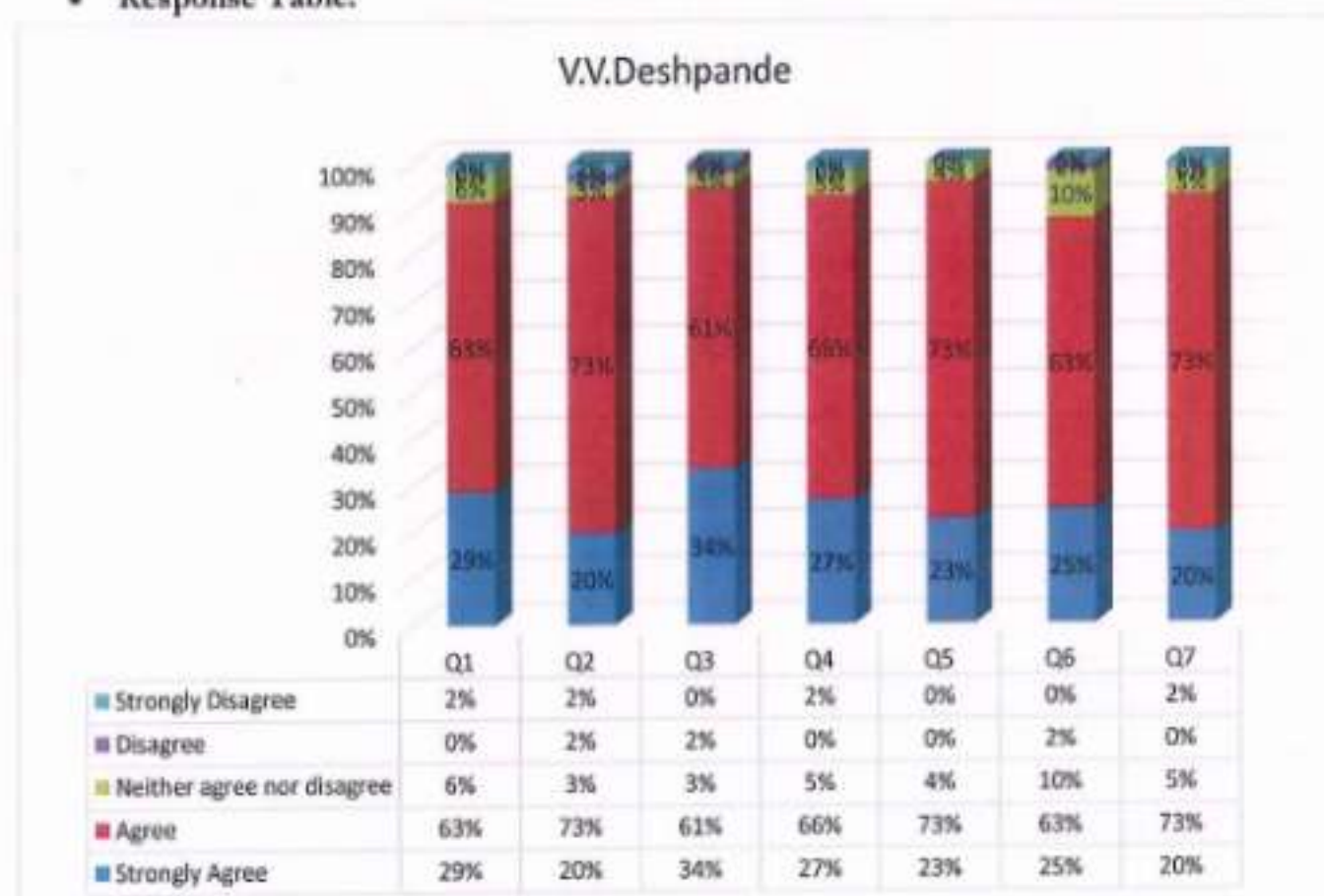


Teachers Name	Faculty	Class	Student Count
Dr. V. V. Deshpande	Arts and Commerce	BCOM BA	56

• **Questionnaire:**

1. The teacher has in-depth knowledge of the subject.
2. The teacher completes the entire syllabus in time.
3. It is easy to understand what the teacher teaches.
4. The teacher discusses the topics and interacts in the class.
5. The teacher is punctual and regular in the class.
6. The teacher encourages participation and discussion in the class.
7. The teacher uses modern teaching aids, power point presentation, web-resources, etc.

• **Response Table:**



Analysis:

The table and graph above show that all the aspects of teaching of Dr. V.V. Deshpande are perceived positively. 92.86% of the students are satisfied with all the aspects of her teaching.

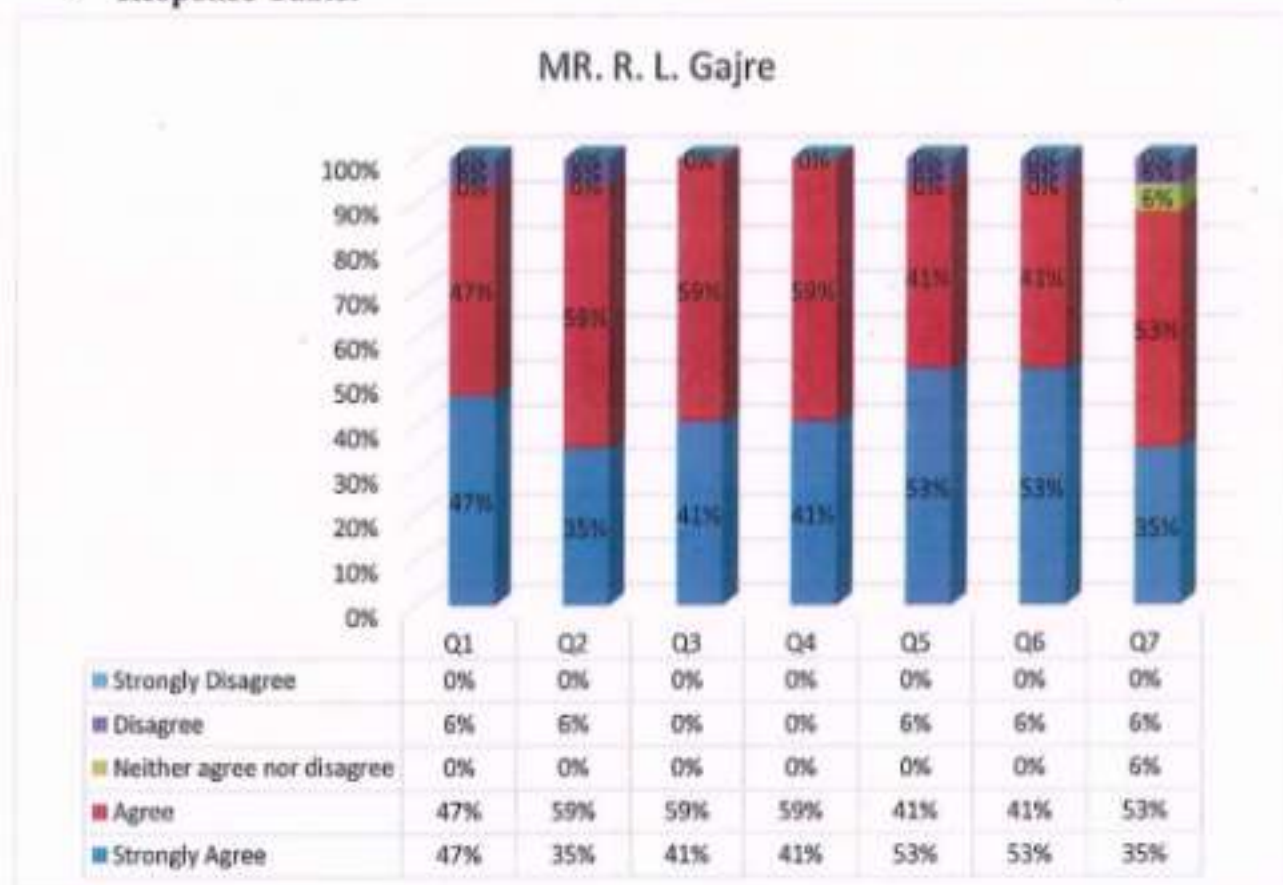


Teachers Name	Faculty	Class	Student Count
Mr. R. L. Gajre	Management Science	BBA/BCA	17

• **Questionnaire:**

1. The teacher has in-depth knowledge of the subject.
2. The teacher completes the entire syllabus in time.
3. It is easy to understand what the teacher teaches.
4. The teacher discusses the topics and interacts in the class.
5. The teacher is punctual and regular in the class.
6. The teacher encourages participation and discussion in the class.
7. The teacher uses modern teaching aids, power point presentation, web-resources, etc.


• **Response Table:**



Analysis:

According to the above table and graph, Mr. R. L. Gajre's teaching is satisfactory for 94.86% of the students. His easy style of teaching and his interaction with the students are expressed as the most satisfactory factors of his teaching.



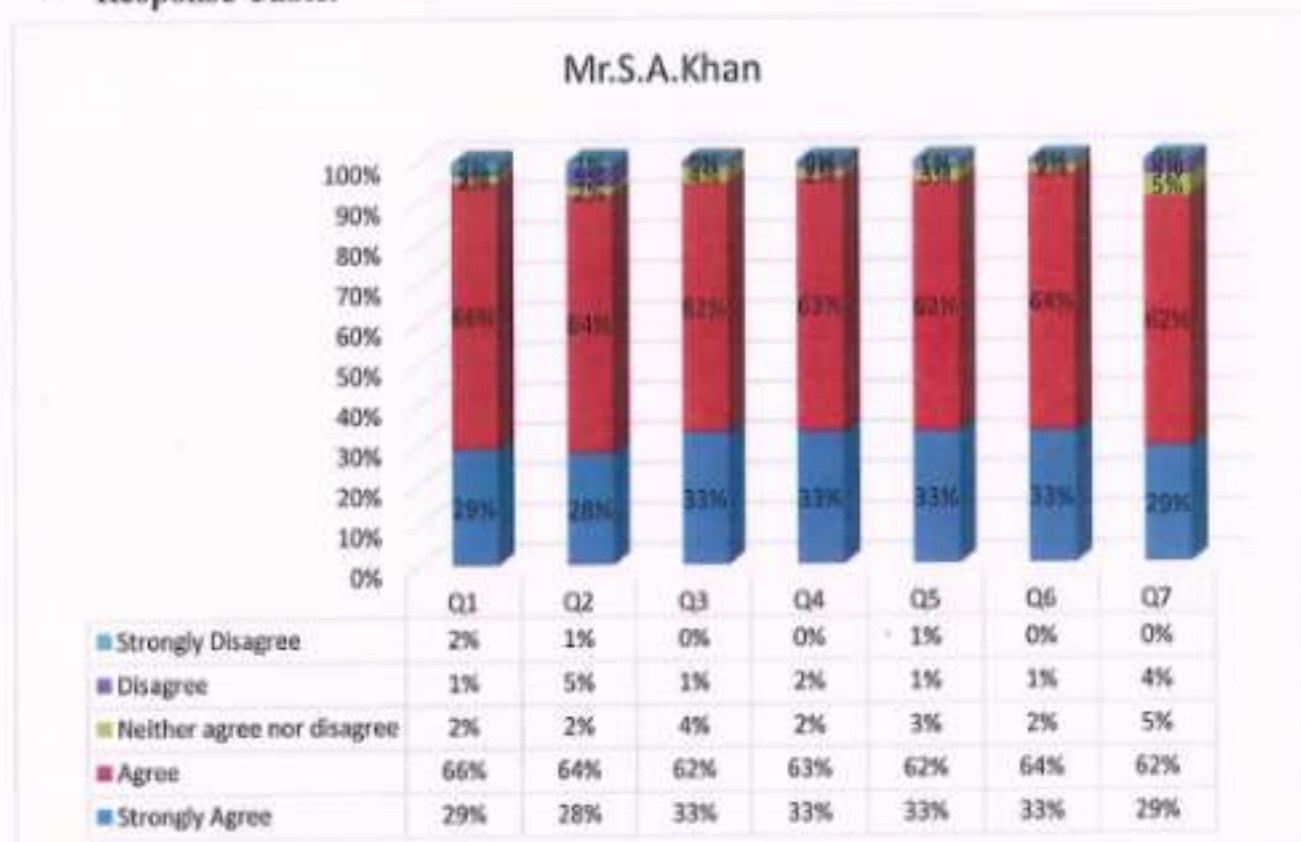

 I/C Principal
 SBES College of Arts & Commerce
 Aurangabad.

Teachers Name	Faculty	Class	Student Count
Mr. S. A. Khan	Commerce	BCOM	146

• **Questionnaire:**

1. The teacher has in-depth knowledge of the subject.
2. The teacher completes the entire syllabus in time.
3. It is easy to understand what the teacher teaches.
4. The teacher discusses the topics and interacts in the class.
5. The teacher is punctual and regular in the class.
6. The teacher encourages participation and discussion in the class.
7. The teacher uses modern teaching aids, power point presentation, web-resources, etc.


• **Response Table:**



Analysis:

It is revealed from the above data that 94.43% of the students are satisfied with the teaching of Mr. S. A. Khan. All the aspects of his teaching are perceived positively.



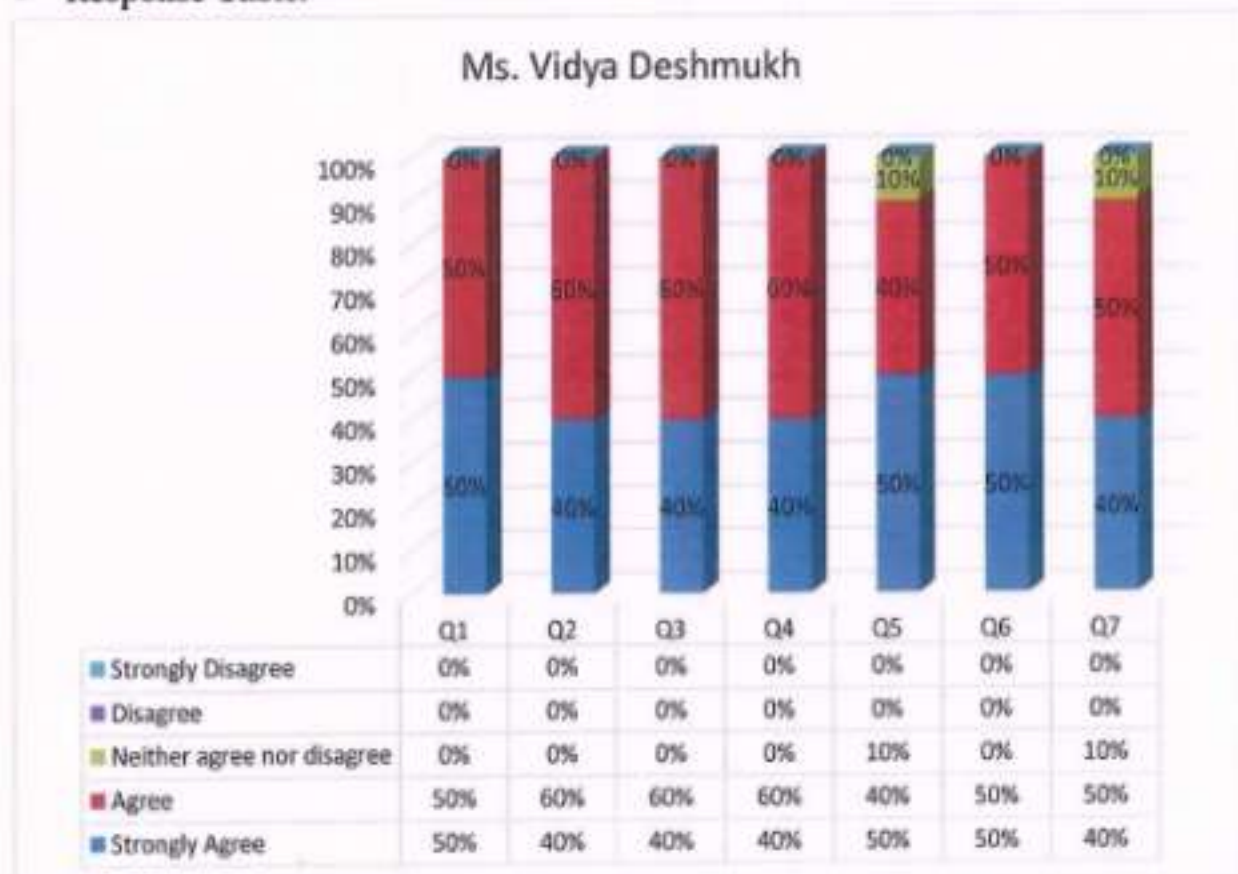

I/C Principal
SBES College of Arts & Commerce
Aurangabad.

Teachers Name	Faculty	Class	Student Count
Prof. Vidya Deshmukh	Management Science	BBA/BCA	10

• **Questionnaire:**

1. The teacher has in-depth knowledge of the subject.
2. The teacher completes the entire syllabus in time.
3. It is easy to understand what the teacher teaches.
4. The teacher discusses the topics and interacts in the class.
5. The teacher is punctual and regular in the class.
6. The teacher encourages participation and discussion in the class.
7. The teacher uses modern teaching aids, power point presentation, web-resources, etc.

• **Response Table:**



Analysis:

It is observed from the above data that 97.14 % of the students are satisfied with the teaching of Mrs. Vidya Deshmukh. All the aspects of her teaching are perceived positively.

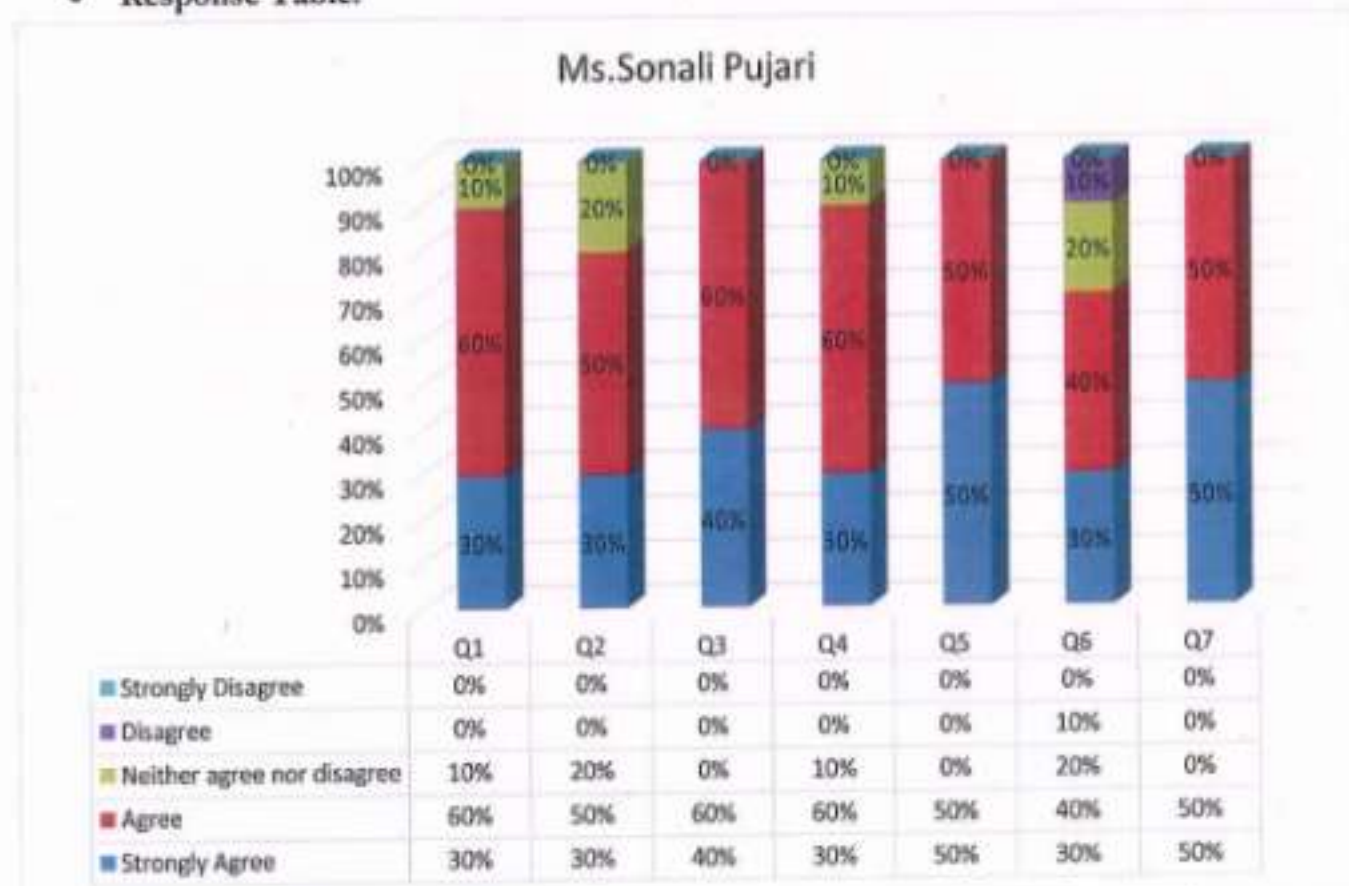


Teachers Name	Faculty	Class	Student Count
Ms. Sonal Pujari	Management Science	BBA/BCA	10

• Questionnaire:

1. The teacher has in-depth knowledge of the subject.
2. The teacher completes the entire syllabus in time.
3. It is easy to understand what the teacher teaches.
4. The teacher discusses the topics and interacts in the class.
5. The teacher is punctual and regular in the class.
6. The teacher encourages participation and discussion in the class.
7. The teacher uses modern teaching aids, power point presentation, web-resources, etc.

• Response Table:



Analysis:

It can be seen from the above data that 90% of the students are satisfied with the teaching of Ms. Sonal Pujari. All the aspects of her teaching are perceived positively. 100% of the students are satisfied with the two most satisfying aspects of her teaching were her easy way of teaching and punctuality in the class.

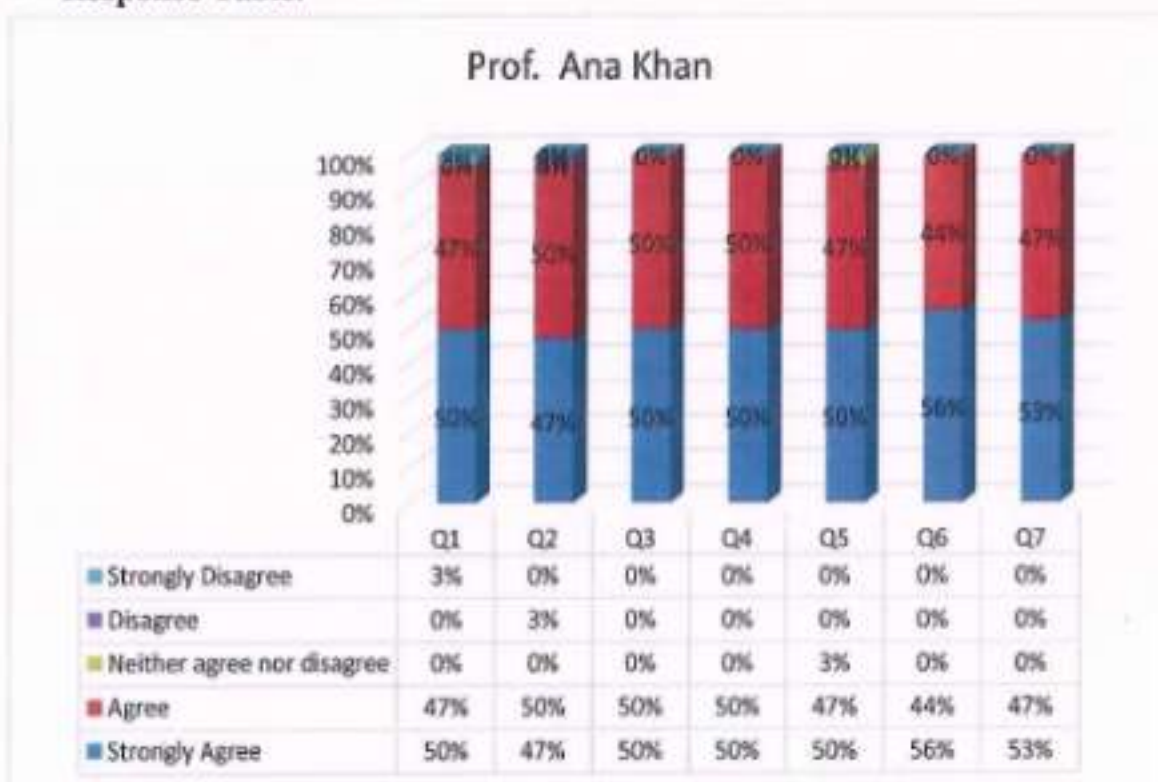


Teachers Name	Faculty	Class	Student Count
Ms. Ana Khan	Management Science	BBA/BCA	36

• **Questionnaire:**

1. The teacher has in-depth knowledge of the subject.
2. The teacher completes the entire syllabus in time.
3. It is easy to understand what the teacher teaches.
4. The teacher discusses the topics and interacts in the class.
5. The teacher is punctual and regular in the class.
6. The teacher encourages participation and discussion in the class.
7. The teacher uses modern teaching aids, power point presentation, web-resources, etc.

• **Response Table:**



Analysis:

It is revealed from the above data that 98.71% of the students are satisfied with the teaching of Ms. Ana Khan. All the aspects of her teaching are perceived positively. Ease of teaching, encouragement for interaction, and use of modern technology are the most satisfactory factors of her teaching.

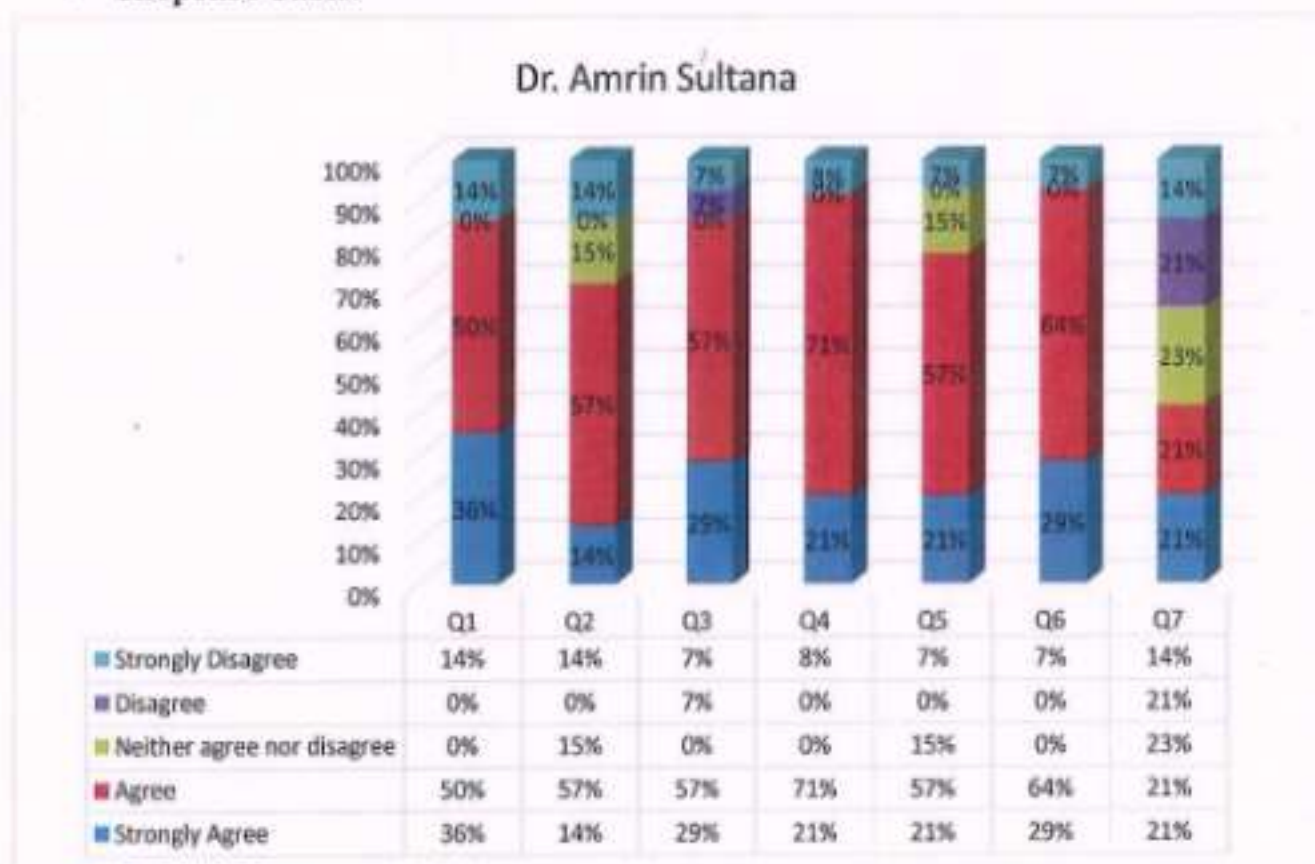


Teachers Name	Faculty	Class	Student Count
Dr. Amreen Sultana	Arts	BA	14

• **Questionnaire:**

1. The teacher has in-depth knowledge of the subject.
2. The teacher completes the entire syllabus in time.
3. It is easy to understand what the teacher teaches.
4. The teacher discusses the topics and interacts in the class.
5. The teacher is punctual and regular in the class.
6. The teacher encourages participation and discussion in the class.
7. The teacher uses modern teaching aids, power point presentation, web-resources, etc.

• **Response Table:**



Analysis:

According to the data presented above, 78.28% of students are satisfied with Dr. Amreen's teaching. All the aspects of her teaching are perceived positively. The use of modern technology is the most dissatisfying factor observed here.

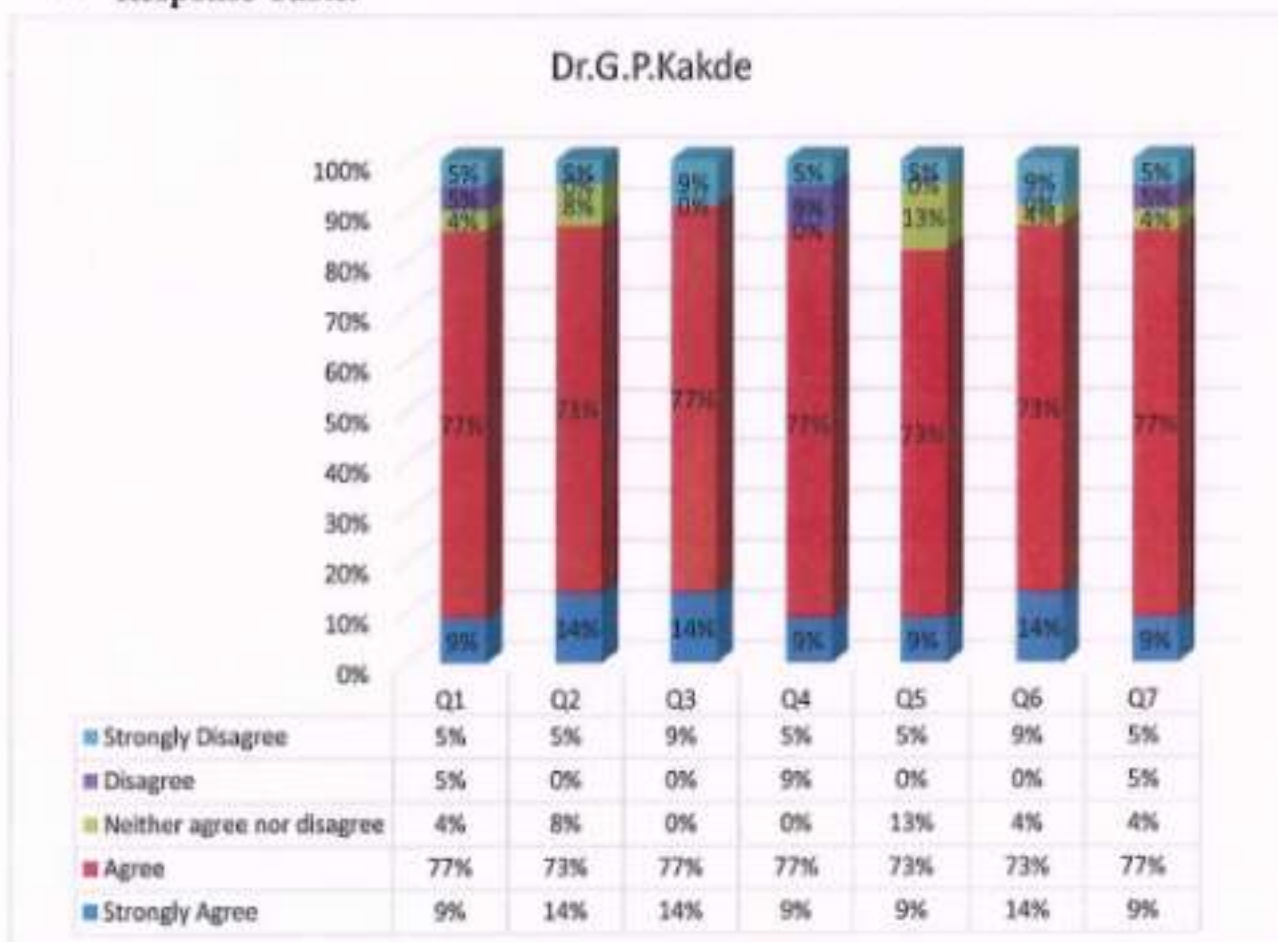


Teachers Name	Faculty	Class	Student Count
Dr. G. P. Kakade	Arts and Commerce	BA/BCOM	22

• **Questionnaire:**

1. The teacher has in-depth knowledge of the subject.
2. The teacher completes the entire syllabus in time.
3. It is easy to understand what the teacher teaches.
4. The teacher discusses the topics and interacts in the class.
5. The teacher is punctual and regular in the class.
6. The teacher encourages participation and discussion in the class.
7. The teacher uses modern teaching aids, power point presentation, web-resources, etc.


• **Response Table:**



Analysis:

It is revealed from the above data that 86.43% of the students are satisfied with the teaching of Dr. G. P. Kakade. All the aspects of his teaching are perceived positively. His ease of teaching is the most satisfying factor observed here.



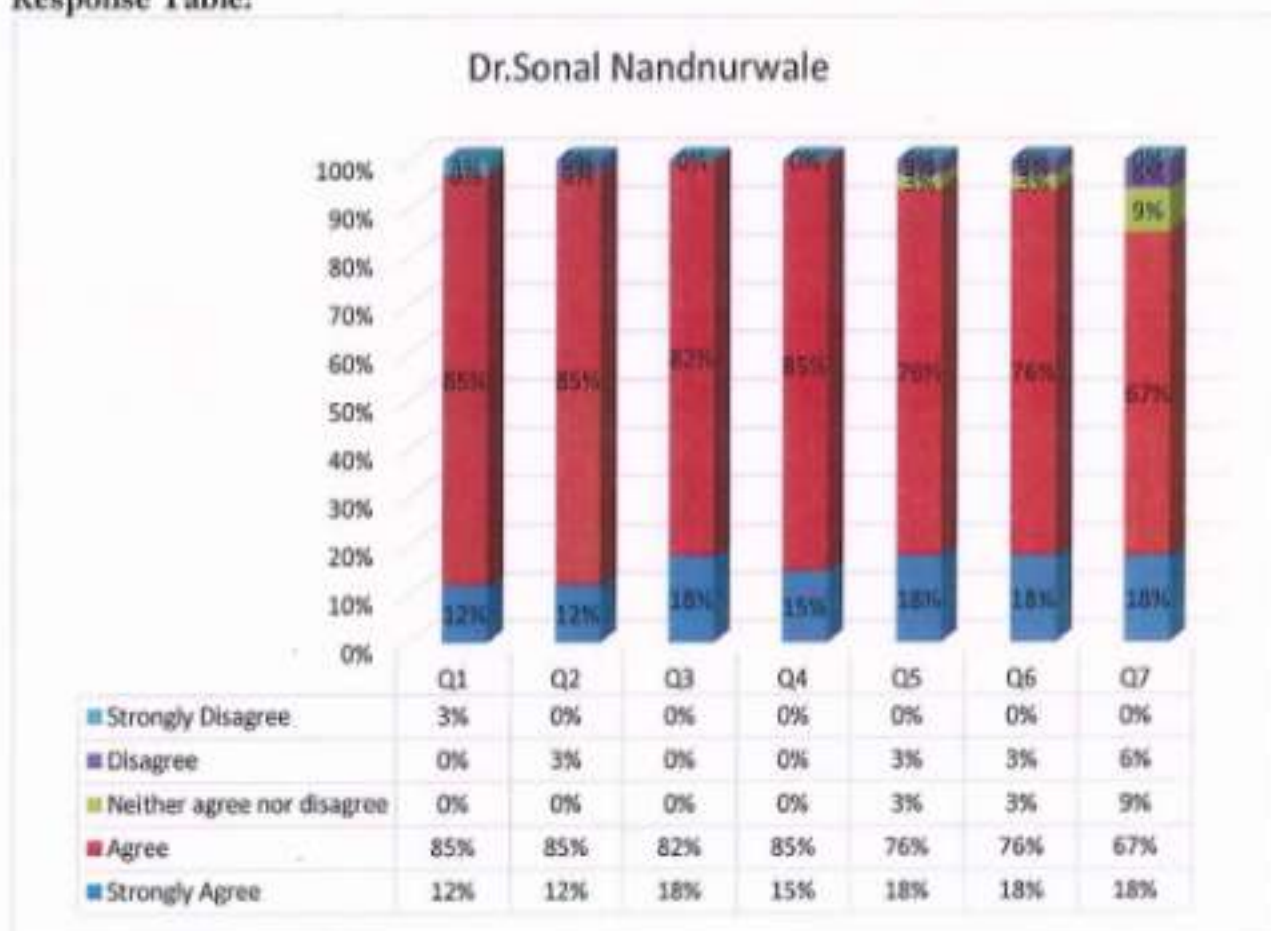

I/C Principal
SBES College of Arts & Commerce
Aurangabad.

Teachers Name	Faculty	Class	Student Count
Dr. Sonal Nandnurwale	Arts and Commerce	BA/BCOM	33

• **Questionnaire:**

1. The teacher has in-depth knowledge of the subject.
2. The teacher completes the entire syllabus in time.
3. It is easy to understand what the teacher teaches.
4. The teacher discusses the topics and interacts in the class.
5. The teacher is punctual and regular in the class.
6. The teacher encourages participation and discussion in the class.
7. The teacher uses modern teaching aids, power point presentation, web-resources, etc.


• **Response Table:**



Analysis:

It is observed from the above data that 95.29% of the students are satisfied with the teaching of Dr. Sonal Nandnurwale. All the aspects of her teaching are perceived positively. Her easy way of teaching and interaction with the students are observed to be the most satisfactory factors here.



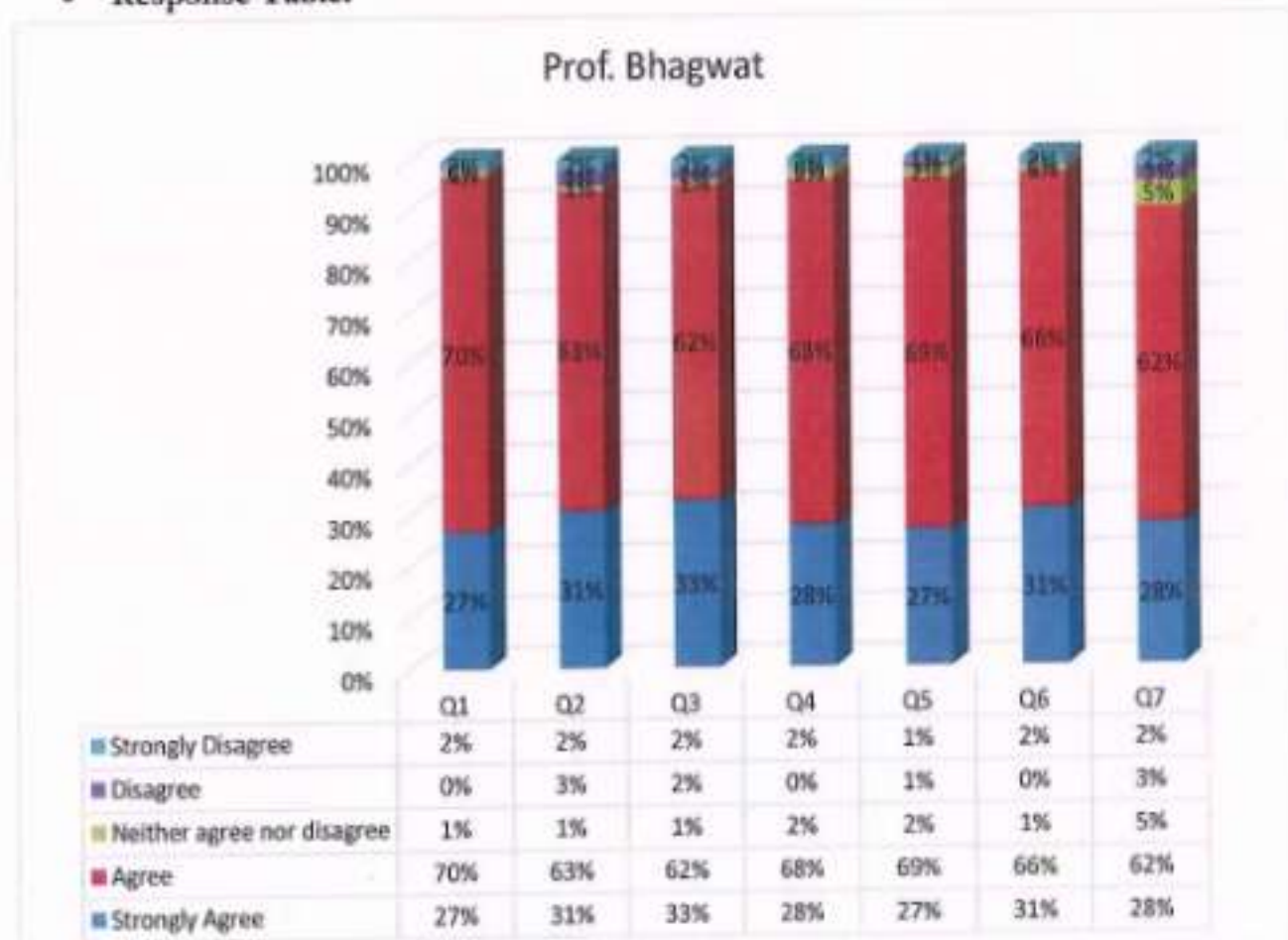

I/C Principal
SBES College of Arts & Commerce
Aurangabad.

Teachers Name	Faculty	Class	Student Count
Ms. Bhagwat K. B.	Arts and Commerce	BA /BCOM	125

• **Questionnaire:**

1. The teacher has in-depth knowledge of the subject.
2. The teacher completes the entire syllabus in time.
3. It is easy to understand what the teacher teaches.
4. The teacher discusses the topics and interacts in the class.
5. The teacher is punctual and regular in the class.
6. The teacher encourages participation and discussion in the class.
7. The teacher uses modern teaching aids, power point presentation, web-resources, etc.

• **Response Table:**



Analysis:

It can be observed from the above data that 95% of the students are satisfied with the teaching of Ms. K. B. Bhagwat. All the aspects of her teaching are perceived positively.



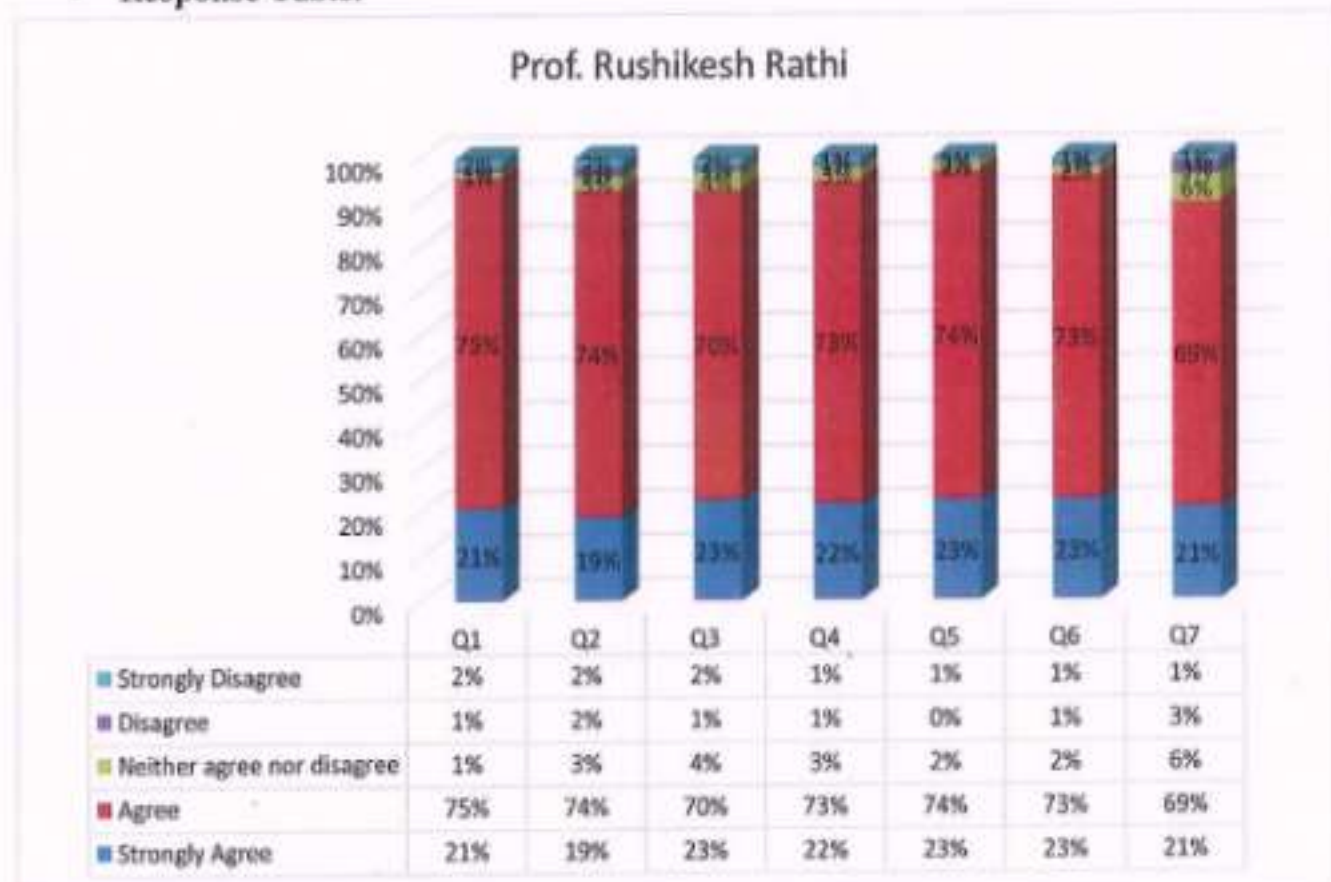
I/C Principal
SBES College of Arts & Commerce
Aurangabad.

Teachers Name	Faculty	Class	Student Count
Mr. Rushikesh Rathi	Commerce	BCOM	160

• **Questionnaire:**

1. The teacher has in-depth knowledge of the subject.
2. The teacher completes the entire syllabus in time.
3. It is easy to understand what the teacher teaches.
4. The teacher discusses the topics and interacts in the class.
5. The teacher is punctual and regular in the class.
6. The teacher encourages participation and discussion in the class.
7. The teacher uses modern teaching aids, power point presentation, web-resources, etc.

• **Response Table:**



Analysis:

It is revealed from the above data that 94.29% of the students are satisfied with the teaching of CA Rushikesh Rathi. All the aspects of his teaching are perceived positively. His in-depth knowledge of the subject is observed to be the most satisfying factor here.



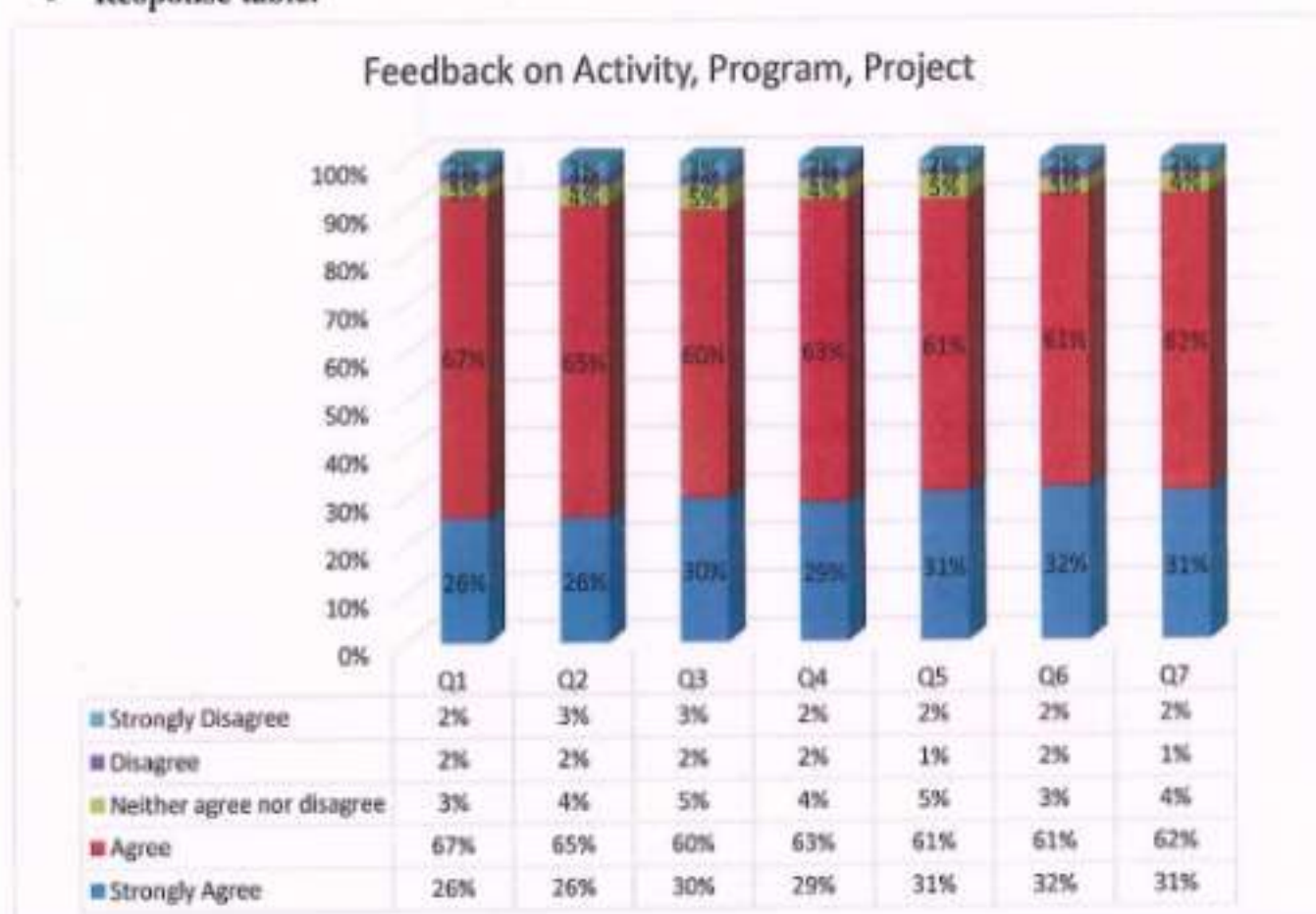
I/C Principal
SBES College of Arts & Commerce
Aurangabad.

4) STUDENTS' FEEDBACK ON ACTIVITY/ PROGRAM/ PROJECT

- Questionnaire:

1. The Activity/Program/Project is relevant.
2. The Objectives of the Activity/Program/Project are accomplished
3. The Activity/Program/Project is properly planned.
4. The Activity/Program/Project is well-administered.
5. The Activity/Program/Project is creative and innovative.
6. The Activity/Program/Project helped in overall Personality Development.
7. The Activity/Program/Project provided an opportunity for participation and contribution.

- Response table:



Analysis:

Feedback survey for each activity is used to measure students' perceptions of the learning context. It assists in the identification of areas of strength and areas needing improvement in College activity, program, and project offerings. It is revealed from the data that 92% of the students agreed with the all-positive statements. They observed that the activities, programs, and projects were relevant, properly planned, well-administered, and innovative, which helped them to develop their personalities. It is clear from the graph that students had the opportunity to participate and contribute.




5) STUDENTS FEEDBACK ON INSTITUTIONAL PERFORMANCE

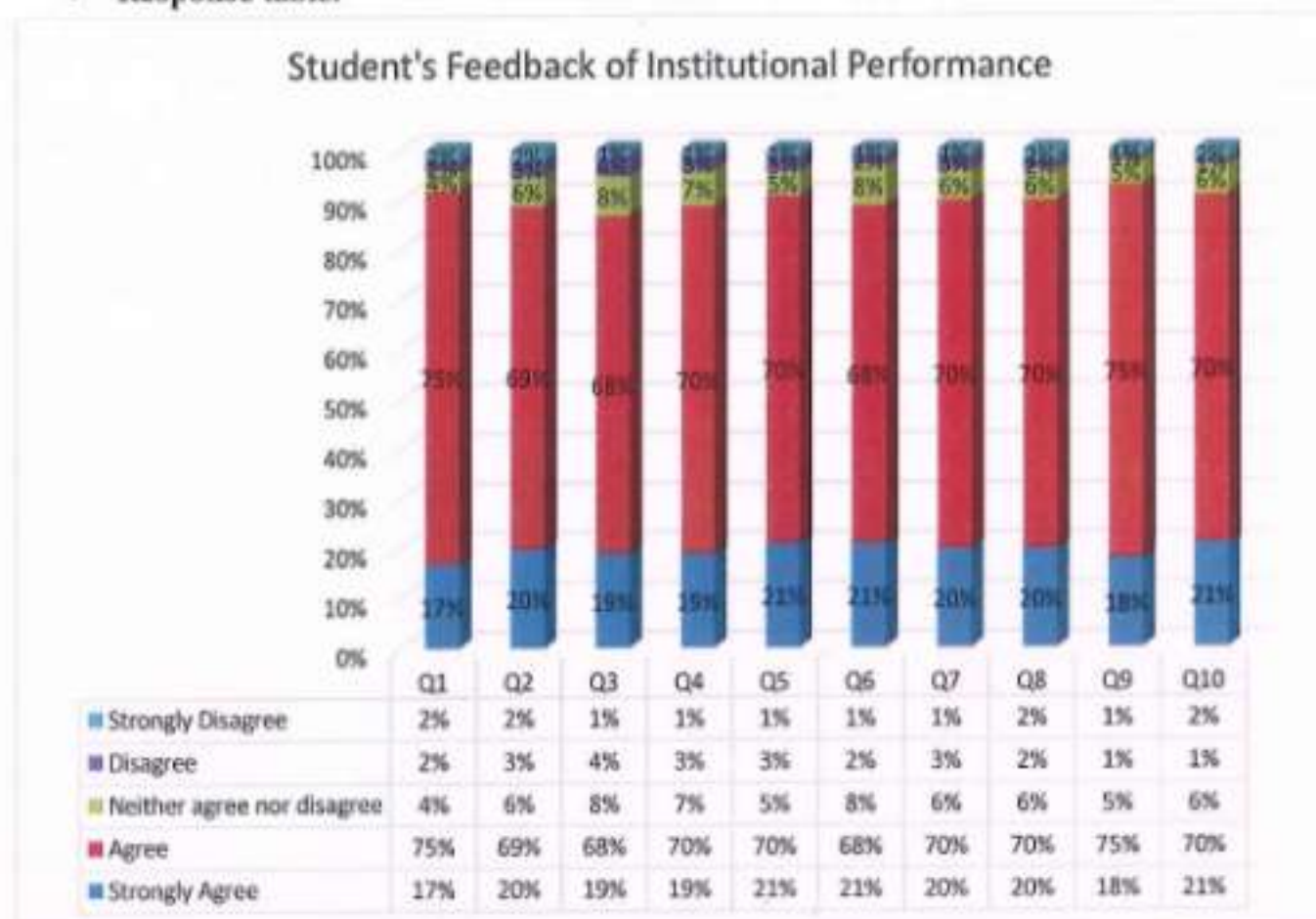
- **Questionnaire:**

1. The courses, optional subjects, and admission process are easy to understand.
2. The College has competent teachers, a learning environment that is fair, and transparent evaluative methods.
3. The College provides research training and extension opportunities for students' progression.
4. The College's infrastructure, resources, and facilities are proper for education.
5. Various co-curricular and extra-curricular activities are undertaken (NCC, NSS, Cultural, Music, Drama, Sports)
6. The College provides various scholarships, free-ships, concessions, and awards.
7. Students are involved in leadership opportunities and decision-making through Student Council, clubs, committees, and forums.
8. The administration and College office are student-centric and helpful.
9. The students belonging to various sections and genders are given equal opportunities for academic growth and overall personality development
10. The College has an environment-friendly policy, grievance redressal, and a value-based approach.




I/C Principal
SBES College of Arts & Commerce
Aurangabad.


• Response table:



Analysis:

Feedback about the institute is also taken once a year from all the students. This includes feedback on the facilities and the infrastructure of the institute. It is evident from the above graph that 90.10% of the students are satisfied with all the aspects of institutional performance. 91% of students agreed with the statements that students belonging to various sections and genders are given equal opportunities for academic growth and overall personality development.




I/C Principal
SBES College of Arts & Commerce
Aurangabad.

Action Taken Report on Feedback 2021—2022

Sl. No.	Feedback	Need of action	Action taken
1)	Curriculum Feedback of Students		
	BAFY	i) Need-based course required. ii) Syllabus should have balance in theory and application.	Issues were discussed in the CDC meeting held on 25 May 2022.
	BASY	i) Need to clear aims and objectives to the students and teacher. ii) Need sufficient no. of optional papers.	Issues were discussed in the CDC meeting held on 25 May 2022.
	BATY	i) The syllabus should be suitable for the course.	Issue was discussed in the CDC meeting held on 25 May 2022.
	BBAFY	No action required	-
	BBASY	No action required	-
	BBATY	i) There should be sufficient no. of optional papers.	Issue was discussed in the CDC meeting held on 25 May 2022.
	BCAFY	ii) The syllabus should have balance in theory and application.	Issue was discussed in the CDC meeting held on 25 May 2022.
	BCASY	No action required.	-
	BCATY	No action required.	-
	BCOM FY	No action required.	-
	BCOM SY	Needs sufficient no. of optional papers	Issue was discussed in the CDC meeting held on 25 May 2022.
	BCOM TY	No action required	-
	MCOM FY	i) The syllabus should have a balance between theory and application.	Issue was discussed in the CDC meeting held on 25 May 2022.
	MCOM SY	No action required	-
2)	Curriculum Feedback by Teachers	The syllabus should have a balance between theory and application.	
3)	Curriculum Feedback by Parents	No action required	
4)	Curriculum Feedback by Alumni	No action required	
5)	Curriculum Feedback by	No action required	



I/C Principal
SBES College of Arts & Commerce
Aurangabad.

6)	Teachers feedback by Students	Teacher should use modern technology while teaching	Issue was discussed in the departmental meeting.
	Dr. A.V. Chaudhari		
	Dr. B. S. Nagtilak		
	Dr. D. S. Chavan		
	Dr. F. A. Baig		
	Dr. H. N. Deshmukh		
	Dr. Pramod Deo		
	Dr. Seema Dhage		
	Dr. V. U. Panchal		
	Dr. Vrunda Deshpande		
	Mr. R. L. Gajre		
	Mr. S. A. Khan		
	Mrs. Vidya Deshmukh		
	Ms. Sonal Pujari		
	Ms. Ana Khan		
	Dr. Amreen Sultana		
	Dr. G. P. Kakade		
	Dr. Sonal Nandunrwale		
	Ms. K. S. Bhagwat		
7)	Students feedback on activity/project/program	No action required	
8)	Students feedback on Institutional Performance	No action required	



[Signature]
I/C Principal
SBES College of Arts & Commerce
Aurangabad.