




SBES College of Arts and Commerce Aurangabad

Result Analysis Reports (2017-18 to 2021-22)

Internal Quality Assurance Cell




I/C Principal
SBES College of Arts & Commerce
Aurangabad.

2017-18




SBES College of Arts and Commerce Aurangabad

Result Analysis Report (2017-18)

Internal Quality Assurance Cell





I/C Principal
SBES College of Arts & Commerce
Aurangabad.

Contents

Sr. No.	Departments	Page No
1	English	1
2	Marathi	4
3	Hindi	6
4	Dramatics	8
5	Music	10
6	Political Science	12
7	Sociology	14
8	Economics	16
9	Public Administration	18
10	History	20
11	Commerce and Management Science	
	11.1 BBA	22
	11.2 BCA	26
	11.3 BCom	30
	11.4 MCom	34




I/C Principal
SBES College of Arts & Commerce
Aurangabad.


SBES COLLEGE OF ARTS AND COMMERCE, AURANGABAD
RESULT ANALYSIS OF ENGLISH (COMMERCE & ARTS)

A] Result

Academic Year 2017-18


Class	Sem	Paper No.	Students Appeared	Passed	Failed	Passed in I div	Passed in II div	Passing %
October 2017								
BCOM FY	I	(1) CE	553	456	97	89	184	82.46
BCOM FY	I	(2) AE	89	88	1	53	20	98.88
BCOM SY	III	(3) CE	636	593	43	127	284	93.24
BCOM SY	III	(4) AE	89	88	1	70	12	98.88
BA FY	I	(5) OPT P-I	45	34	11	14	12	75.56
BA FY	I	(6) OPT P-II	45	33	12	5	15	73.33
BA FY	I	(7) CE	326	180	146	17	81	55.21
BA FY	I	(8) AE	24	20	4	7	7	83.33
BASY	III	(9) OPT P-V	29	29	0	10	13	100.00
BASY	III	(10) OPT P-VI	29	28	1	8	13	96.55
BASY	III	(11) CE	153	119	34	36	47	77.78
BASY	III	(12) AE	14	14	0	7	7	100.00
BATY	V	(13) OPT P-IX	19	17	2	5	6	89.47
BATY	V	(14) OPT P-X	19	15	4	2	7	78.95
BATY	V	(15) OPT P-XI	7	7	0	4	1	100.00
BATY	V	(16) OPT P-XII	6	6	0	3	3	100.00
March 2018								
BCOM FY	II	(17) AE	147	142	5	99	31	96.60
BCOM SY	IV	(18) CE	642	621	21	280	238	96.73



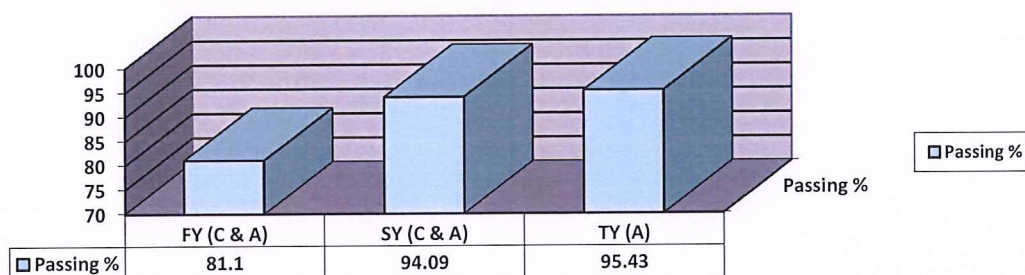

I/C Principal
SBES College of Arts & Commerce
Aurangabad.

BCOM SY	IV	(19) AE	99	99	0	85	12	100.00
BA FY	II	(20) OPT P-III	39	32	7	15	11	82.05
BA FY	II	(21) OPT P-IV	39	31	8	7	15	79.49
BA FY	II	(22) CE	273	178	95	43	71	65.20
BA FY	II	(23) AE	21	21	0	15	2	100.00
BASY	IV	(24) OPT P-VII	25	24	1	14	5	96.00
BASY	IV	(25) OPT P-VIII	25	25	0	14	10	100.00
BASY	IV	(26) CE	146	102	44	25	39	69.86
BASY	IV	(27) AE	12	12	0	10	2	100.00
BATY	VI	(28) OPT P-XIII	20	19	1	13	1	95.00
BATY	VI	(29) OPT P-XIV	20	20	0	12	4	100.00
BATY	VI	(30) OPT P-XV	7	7	0	6	1	100.00
BATY	VI	(31) OPT P-XVI	6	6	0	3	3	100.00

Paper wise Passing Percentage - Academic Year 2017-18

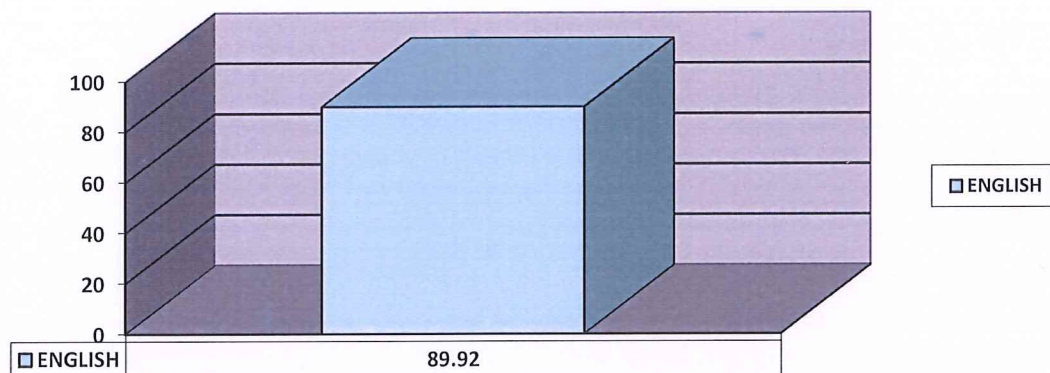



Class wise Passing Percentage - Academic Year 2017-18



I/C Principal
SBES College of Arts & Commerce
Aurangabad.

Passing Percentage of English - Academic Year 2017-18




I/C Principal
SBES College of Arts & Commerce
Aurangabad.

SBES COLLEGE OF ARTS AND COMMERCE, AURANGABAD
RESULT ANALYSIS OF MARATHI (COMMERCE & ARTS)

A] Result

Academic Year 2017-18

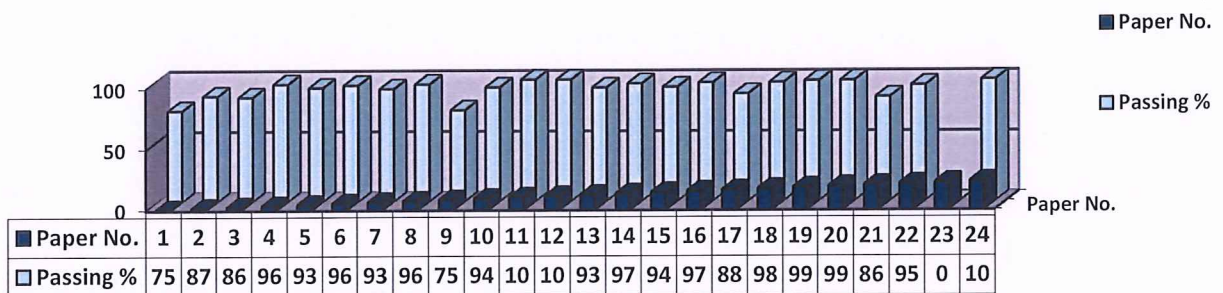
Class	Sem	Paper No.	Students Appeared	Passed	Failed	Passed in I div	Passed in II div	Passing %
October 2017								
BAFY	I	(1) I	75	56	19	14	19	74.67
BAFY	I	(2) II	75	65	10	11	28	86.67
BAFY	I	(3) SL - I	196	168	28	65	51	85.71
BCFY	I	(4) SL -I	420	405	15	126	159	96.43
BASY	III	(5) V	46	43	3	16	17	93.48
BASY	III	(6) VI	45	43	2	14	17	95.56
BASY	III	(7) SL-III	107	99	8	40	36	92.52
BCSY	III	(8) SL-III	266	256	10	72	134	96.24
BATY	V	(9) IX	32	24	8	6	15	75.00
BATY	V	(10) X	32	30	2	10	11	93.75
BATY	V	(11) XI	3	3	0	0	2	100.00
BATY	V	(12) XII	1	1	0	1	0	100.00
March 2018								
BAFY	II	(13) III	61	57	4	18	23	93.44
BAFY	II	(14) IV	61	59	2	19	28	96.72
BAFY	II	(15) SL- II	164	154	10	84	31	93.90
BCFY	II	(16) SL-II	392	382	10	162	152	97.45
BASY	IV	(17) VII	43	38	5	13	17	88.37
BASY	IV	(18) VIII	42	41	1	20	19	97.62
BASY	IV	(19) SL-IV	95	94	1	65	22	98.95



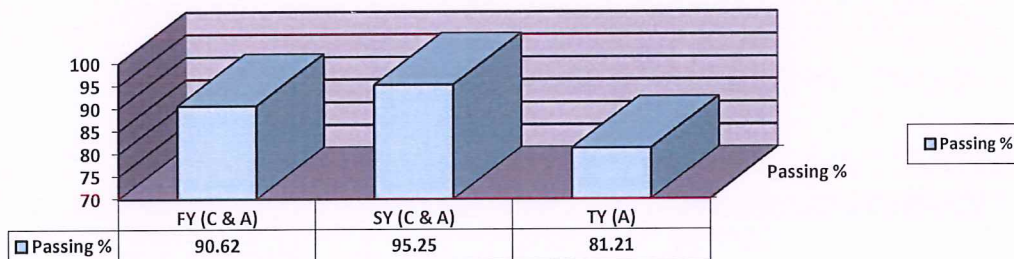
I/C Principal
SBES College of Arts & Commerce
Aurangabad.

BCSY	IV	(20) SL-IV	271	269	2	128	106	99.26
BATY	VI	(21) XIII	21	18	3	9	5	85.71
BATY	VI	(22) XIV	21	20	1	11	5	95.24
BATY	VI	(23) XV	1	0	1	0	0	0.00
BATY	VI	(24) XVI	1	1	0	1	0	100.00

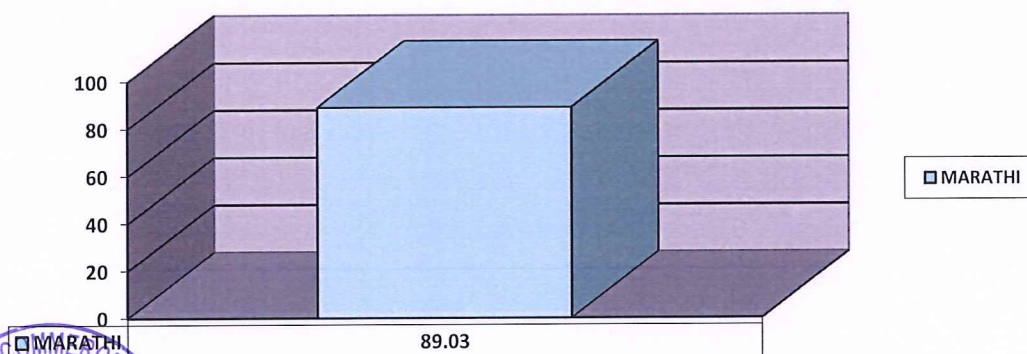
Paper wise Passing Percentage - Academic Year 2017-18



Class wise Passing Percentage - Academic Year 2017-18



Passing Percentage of Hindi - Academic Year 2017-18



I/C Principal
SBES College of Arts & Commerce
Aurangabad.

SBES COLLEGE OF ARTS AND COMMERCE, AURANGABAD
RESULT ANALYSIS OF HINDI (COMMERCE & ARTS)

A] Result

Academic Year 2017-18

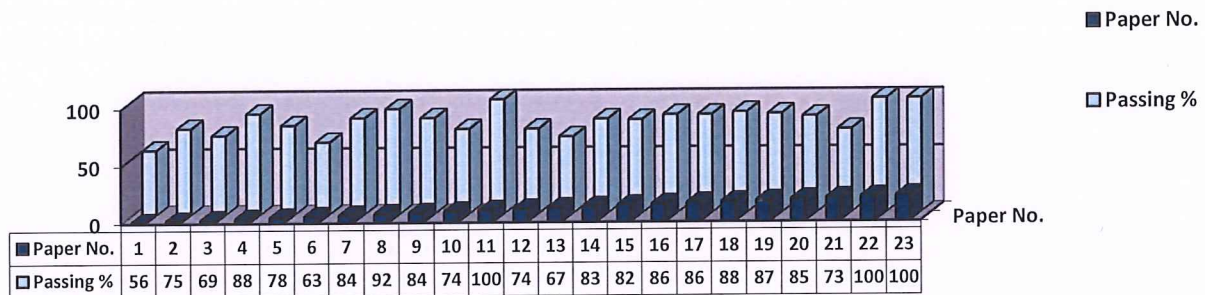
Class	Sem	Paper No.	Students Appeared	Passed	Failed	Passed in I div	Passed in II div	Passing %
October 2017								
BAFY	I	(1) I	85	48	37	7	21	56.47
BAFY	I	(2) II	85	64	21	7	38	75.29
BAFY	I	(3) SL - I	110	76	34	12	38	69.09
BCFY	I	(4) SL -I	396	349	47	56	191	88.13
BASY	III	(5) V	27	21	6	5	7	77.78
BASY	III	(6) VI	27	17	10	5	8	62.96
BASY	III	(7) SL-III	44	37	7	8	15	84.09
BCSY	III	(8) SL-III	275	253	22	56	143	92.00
BATY	V	(9) IX	31	26	5	12	11	83.87
BATY	V	(10) X	31	23	8	4	7	74.19
BATY	V	(11) XI	1	1	0	0	0	100.00
March 2018								
BAFY	II	(12) III	58	43	15	6	23	74.14
BAFY	II	(13) IV	58	39	19	8	22	67.24
BAFY	II	(14) SL- II	92	76	16	11	41	82.61
BCFY	II	(15) SL-II	350	287	63	55	162	82.00
BASY	IV	(16) VII	29	25	4	2	15	86.21
BASY	IV	(17) VIII	29	25	4	3	13	86.21
BASY	IV	(18) SL-IV	43	38	5	10	22	88.37
BCSY	IV	(19) SL-IV	273	237	36	57	115	86.81



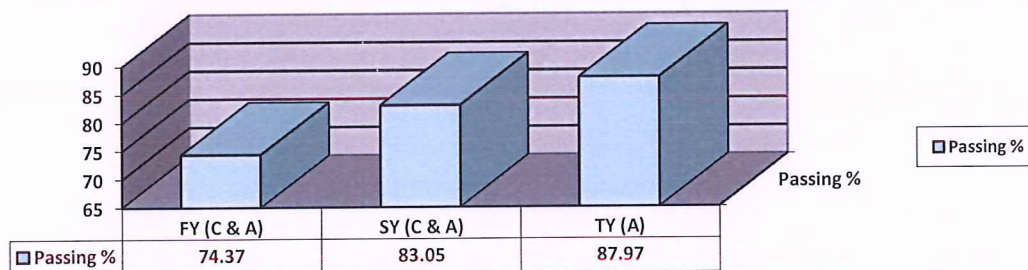

I/C Principal
SBES College of Arts & Commerce
Aurangabad.

BATY	VI	(20) XIII	26	22	4	8	11	84.62
BATY	VI	(21) XIV	26	19	7	4	9	73.08
BATY	VI	(22) XV	1	1	0	0	1	100.00
BATY	VI	(23) XVI	1	1	0	0	1	100.00

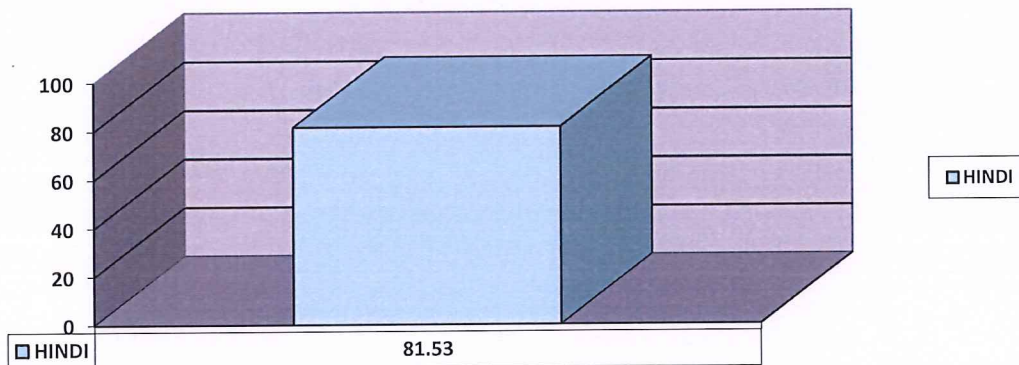
Paper wise Passing Percentage - Academic Year 2017-18



Class wise Passing Percentage - Academic Year 2017-18



Passing Percentage of Hindi - Academic Year 2017-18



I/C Principal
SBES College of Arts & Commerce
Aurangabad.


SBES COLLEGE OF ARTS AND COMMERCE, AURANGABAD
RESULT ANALYSIS OF DRAMATICS

A] Result

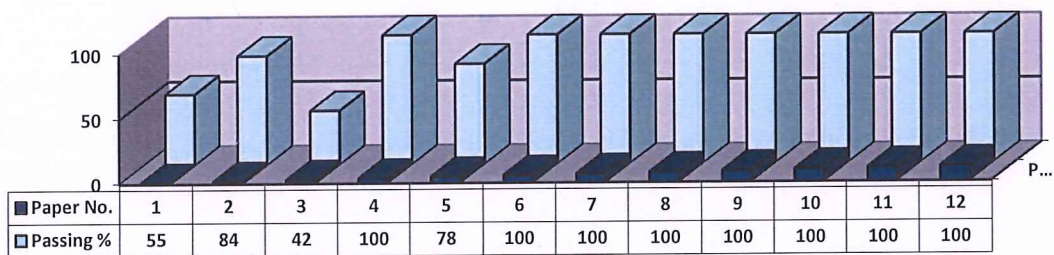
Academic Year 2017-18

Class	Se m	Paper No.	Students Appeared	Passed	Failed	Passed in I div	Passed in II div	Passing %
October 2017								
BAFY	I	(1) I	53	29	24	2	11	54.72
BASY	III	(2) III	19	16	3	6	5	84.21
BATY	V	(3) VI	12	5	7	1	4	41.67
BATY	V	(4) VII	3	3	0	1	2	100.00
March 2018								
BAFY	II	(5) III	40	31	9	3	19	77.50
BAFY	II	(6) II & IV	29	29	0	21	6	100.00
BASY	IV	(7) VII	19	19	0	1	12	100.00
BASY	IV	(8) VI & VIII	17	17	0	7	10	100.00
BATY	VI	(9) XIII	11	11	0	5	6	100.00
BATY	VI	(10) XV	3	3	0	1	2	100.00
BATY	VI	(11) X&XIV	10	10	0	10	0	100.00
BATY	VI	(12) XII&XVI	3	3	0	3	0	100.00

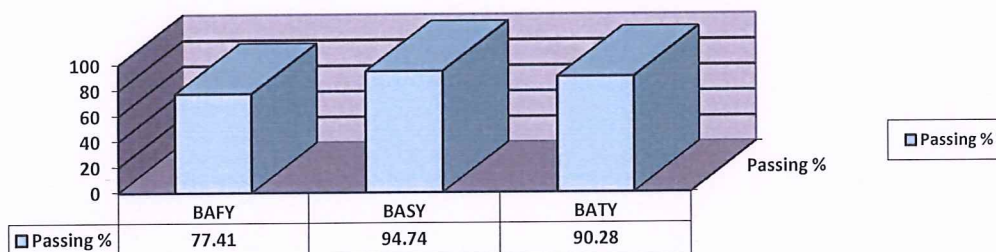



I/C Principal
SBES College of Arts & Commerce
Aurangabad.

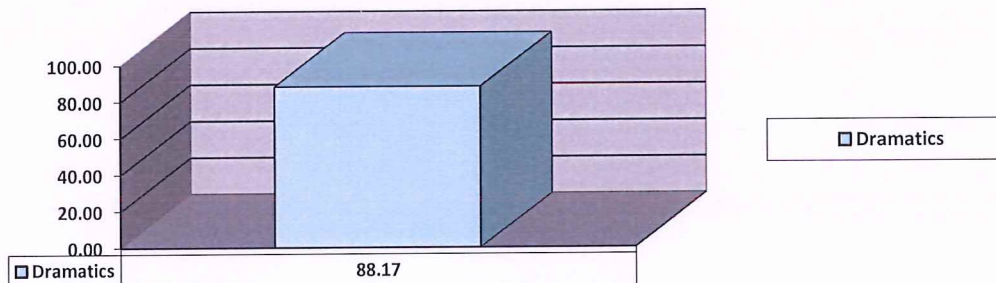
Paper wise Passing Percentage - Academic Year 2017-18



Class wise Passing Percentage - Academic Year 2017-18



Passing Percentage of Dramatics - Academic Year 2017-18



[Signature]
 I/C Principal
 SBES College of Arts & Commerce
 Aurangabad.

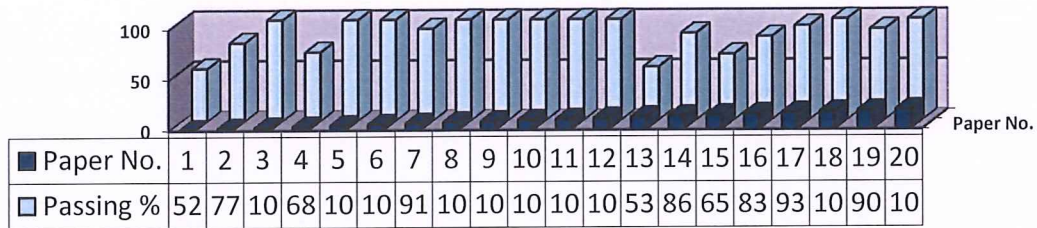
SBES COLLEGE OF ARTS AND COMMERCE, AURANGABAD
RESULT ANALYSIS OF MUSIC

A] Result
Academic Year 2017-18

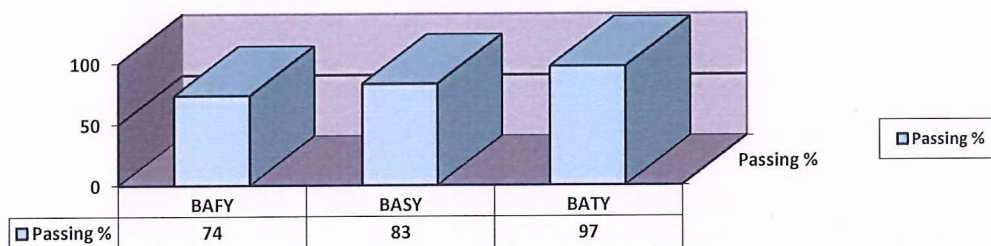
Class	Sem	Paper No.	Students Appeared	Passed	Failed	Passed in I div	Passed in II div	Passing %
October 2017								
Oct-17	BAFY	I	(1) T-1	52	27	25	3	24
Oct-17	BAFY	II	(2) T-3	22	17	5	4	13
Oct-17	BAFY	I, II	(3) P-2, 4	22	22	0	22	0
Oct-17	BASY	III	(4) T-5	25	17	8	5	12
Oct-17	BASY	IV	(5) T- 7	12	12	--	2	10
Oct-17	BASY	III, IV	(6) P-6, 8	12	12	0	12	0
Oct-17	BATY	V	(7) T- 9	22	20	2	5	15
Oct-17	BATY	V	(8) T-11	12	12	--	6	6
Oct-17	BATY	V, VI	(9) P- 10, 12	10	10	0	10	0
Oct-17	BATY	VI	(10) T- 13	10	10	--	4	6
Oct-17	BATY	VI	(11) T-15	6	6	--	1	5
Oct-17	BATY	V, VI	(12) P- 14, 16	6	6	0	6	0
March 2018								
Mar-18	BAFY	II	(13) T-3	36	19	17	7	12
Mar-18	BAFY	I, II	(14) P-2, 4	36	31	5	31	0
Mar-18	BASY	IV	(15) T- 7	23	15	8	2	13
Mar-18	BASY	III, IV	(16) P-6, 8	23	19	4	19	0
Mar-18	BATY	VI	(17) T- 13	15	14	1	3	11
Mar-18	BATY	V, VI	(18) P- 10, 12	15	15	0	15	0
Mar-18	BATY	VI	(19) T-15	10	9	1	4	5
Mar-18	BATY	V, VI	(20) P- 14, 16	10	10	0	10	0



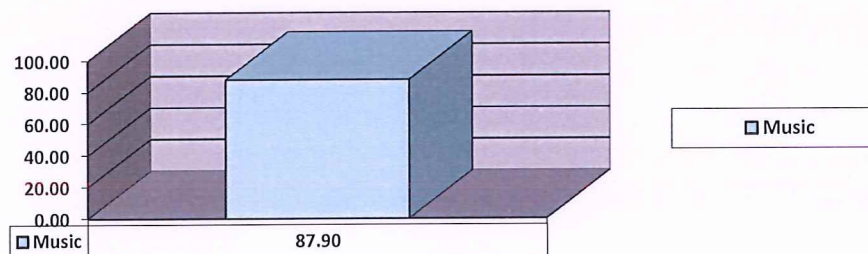
Paper wise Passing Percentage - Academic Year 2017-18




Class wise Passing Percentage - Academic Year 2017-18



Passing Percentage of Music - Academic Year 2017-18




 I/C Principal
 SBES College of Arts & Commerce
 Aurangabad.

SBES COLLEGE OF ARTS AND COMMERCE, AURANGABAD
RESULT ANALYSIS OF POLITICAL SCIENCE

A] Result

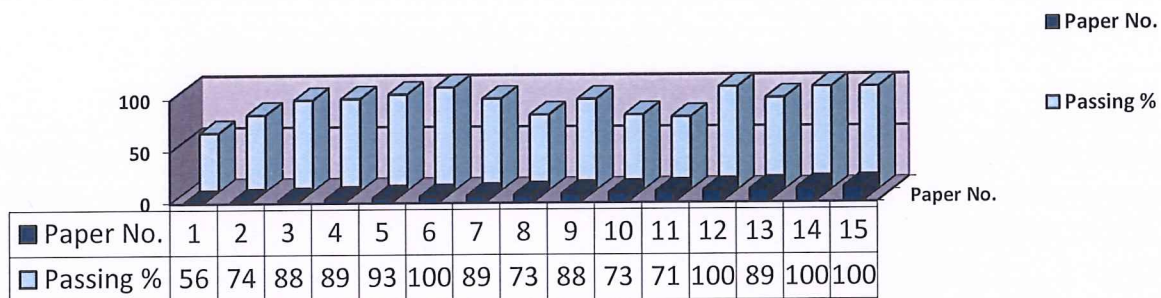
Academic Year 2017-18

Class	Sem	Paper No.	Students Appeared	Passed	Failed	Passed in I div	Passed in II div	Passing %
October 2017								
BAFY	I	(1) 101	172	97	75	13	28	56.40
BAFY	I	(2) 102	172	127	45	27	56	73.84
BASY	III	(3) 105	83	73	10	15	26	87.95
BASY	III	(4) 106	83	74	9	15	38	89.16
BATY	V	(5) 109	15	14	1	1	8	93.33
BATY	V	(6) 110	15	15	0	1	8	100.00
BATY	V	(7) 111	9	8	1	1	2	88.89
March 2018								
BAFY	II	(8) 103	86	63	23	5	21	73.26
BAFY	II	(9) 104	86	76	10	7	30	88.37
BASY	IV	(10) 107	145	106	39	31	49	73.10
BASY	IV	(11) 108	145	103	42	18	55	71.03
BATY	VI	(12) 113	28	28	0	6	11	100.00
BATY	VI	(13) 114	28	25	3	3	14	89.29
BATY	VI	(14) 115	14	14	0	1	6	100.00
BATY	VI	(15) 116	14	14	0	0	0	100.00

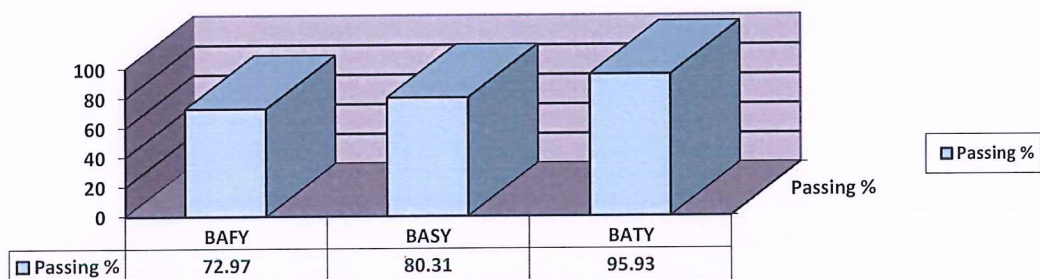


I/C Principal
SBES College of Arts & Commerce
Aurangabad.

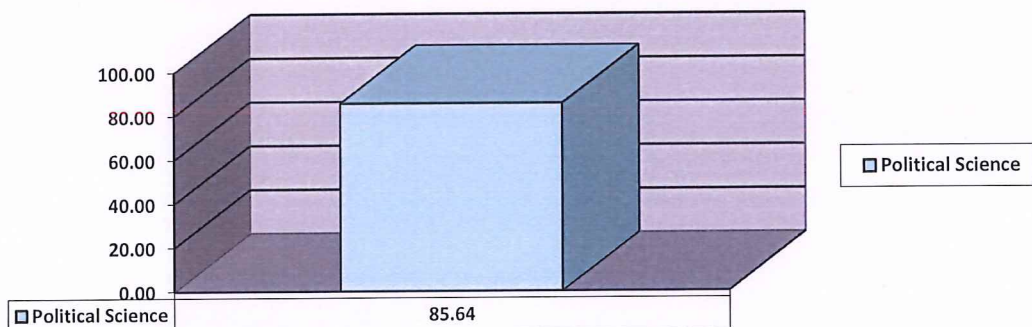
Paper wise Passing Percentage - Academic Year 2017-18



Class wise Passing Percentage - Academic Year 2017-18



Passing Percentage of Political Science - Academic Year 2017-18



I/C Principal
 SBES College of Arts & Commerce
 Aurangabad.

SBES COLLEGE OF ARTS AND COMMERCE, AURANGABAD
RESULT ANALYSIS OF SOCIOLOGY

A] Result


Academic Year 2017-18

Class	Sem	Paper No.	Students Appeared	Passed	Failed	Passed in I div	Passed in II div	Passing %
October 2017								
BAFY	I	(1) I	128	72	56	4	68	56.25
BAFY	I	(2) II	128	72	56	8	64	56.25
BASY	III	(3) V	56	53	3	8	45	94.64
BASY	III	(4) VI	56	53	3	7	46	94.64
BATY	V	(5) IX	47	40	7	9	31	85.11
BATY	V	(6) X	47	46	1	14	32	97.87
BATY	V	(7) XI	21	20	1	9	11	95.24
March 2018								
BAFY	II	(8) III	103	79	24	3	76	76.70
BAFY	II	(9) IV	103	79	24	8	71	76.70
BASY	IV	(10) VII	50	47	3	4	43	94.00
BASY	IV	(11) VIII	50	44	6	6	38	88.00
BATY	VI	(12) XII	13	13	0	13	0	100.00
BATY	VI	(13) XIII	36	36	0	13	23	100.00
BATY	VI	(14) XIV	36	36	0	8	28	100.00
BATY	VI	(15) XV	15	15	0	7	8	100.00




(Signature)
I/C Principal
SBES College of Arts & Commerce
Aurangabad.

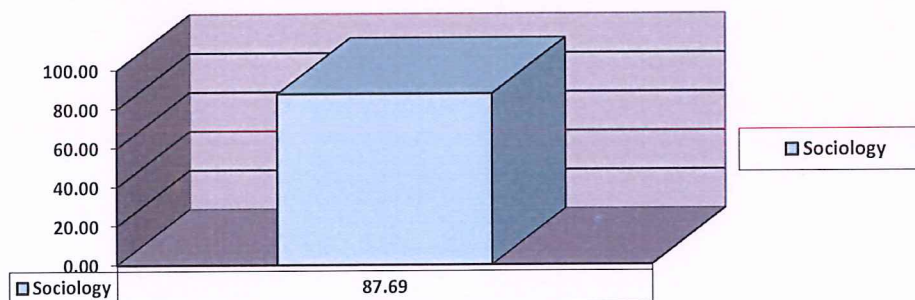
Paper wise Passing Percentage - Academic Year 2017-18



Class wise Passing Percentage - Academic Year 2017-18



Passing Percentage of Sociology - Academic Year 2017-18



I/C Principal
SBES College of Arts & Commerce
Aurangabad.

SBES COLLEGE OF ARTS AND COMMERCE, AURANGABAD
RESULT ANALYSIS OF ECONOMICS

A] Result

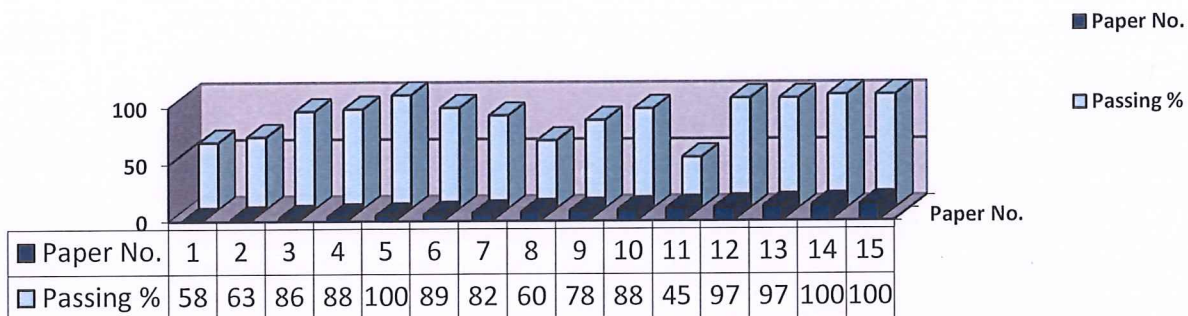
Academic Year 2017-18

Class	Sem	Paper No.	Students Appeared	Passed	Failed	Passed in I div	Passed in II div	Passing %
October 2017								
BAFY	I	(1) 101	125	73	52	3	22	58.40
BAFY	I	(2) 102	125	79	46	9	33	63.20
BASY	III	(3) 105	56	48	8	5	20	85.71
BASY	III	(4) 106	56	49	7	14	22	87.50
BATY	V	(5) 501	35	35	0	10	18	100.00
BATY	V	(6) 502	35	31	4	8	15	88.57
BATY	V	(7) 503	11	9	2	2	3	81.82
March 2018								
BAFY	II	(8) 103	107	64	43	8	18	59.81
BAFY	II	(9) 104	107	83	24	7	36	77.57
BASY	IV	(10) 107	49	43	6	11	19	87.76
BASY	IV	(11) 108	49	22	27	4	7	44.90
BATY	VI	(12) 601	32	31	1	11	14	96.88
BATY	VI	(13) 602	32	31	1	14	15	96.88
BATY	VI	(14) 603	17	17	0	7	8	100.00
BATY	VI	(15) 604	16	16	0	16	0	100.00




I/C Principal
SBES College of Arts & Commerce
Aurangabad.

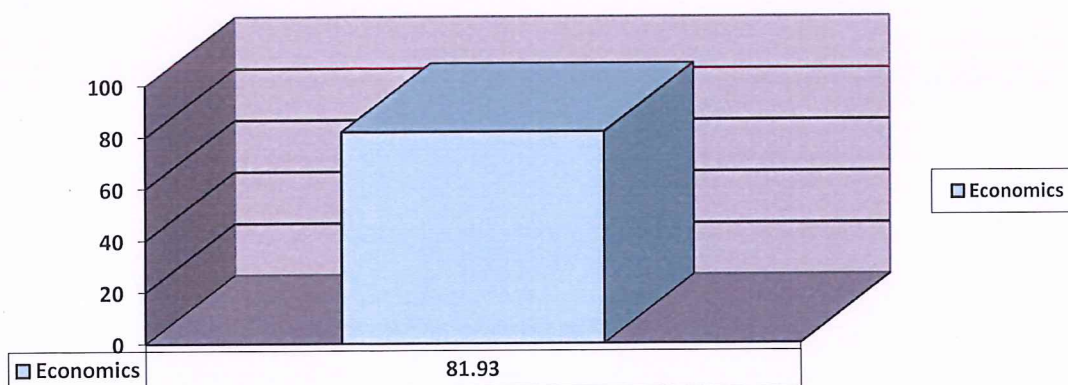
Paper wise Passing Percentage - Academic Year 2017-18



Class wise Passing Percentage - Academic Year 2017-18



Passing Percentage of Economics - Academic Year 2017-18



[Signature]
 I/C Principal
 SBES College of Arts & Commerce
 Aurangabad.


SBES COLLEGE OF ARTS AND COMMERCE, AURANGABAD
RESULT ANALYSIS OF PUBLIC ADMINISTRATION

A] Result

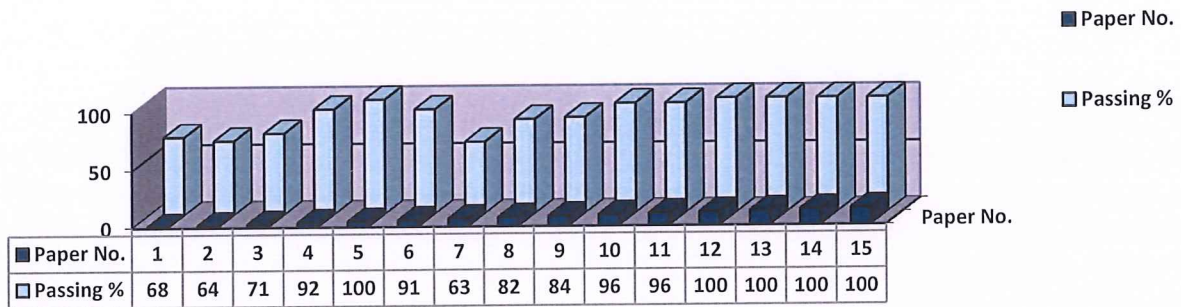
Academic Year 2017-18

Class	Sem	Paper No.	Students Appeared	Passed	Failed	Passed in I div	Passed in II div	Passing %
October 2017								
BAFY	I	(1) 1	59	40	19	11	16	67.80
BAFY	I	(2) 2	59	38	21	8	16	64.41
BASY	III	(3) 5	24	17	7	0	4	70.83
BASY	III	(4) 6	24	22	2	7	8	91.67
BATY	V	(5) 9	34	34	0	13	14	100.00
BATY	V	(6) 10	34	31	3	9	14	91.18
BATY	V	(7) 11	8	5	3	0	2	62.50
March 2018								
BAFY	II	(8) 3	56	46	10	6	32	82.14
BAFY	II	(9) 4	55	46	9	9	31	83.64
BASY	IV	(10) 7	24	23	1	4	14	95.83
BASY	IV	(11) 8	24	23	1	10	11	95.83
BATY	VI	(12) 12	33	33	0	16	16	100.00
BATY	VI	(13) 13	33	33	0	22	11	100.00
BATY	VI	(14) 14	8	8	0	1	7	100.00
BATY	VI	(15) 15	7	7	0	7	0	100.00

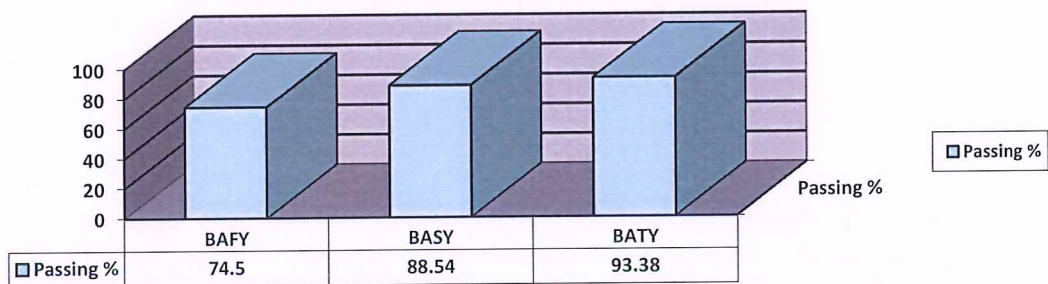



I/C Principal
SBES College of Arts & Commerce
Aurangabad.

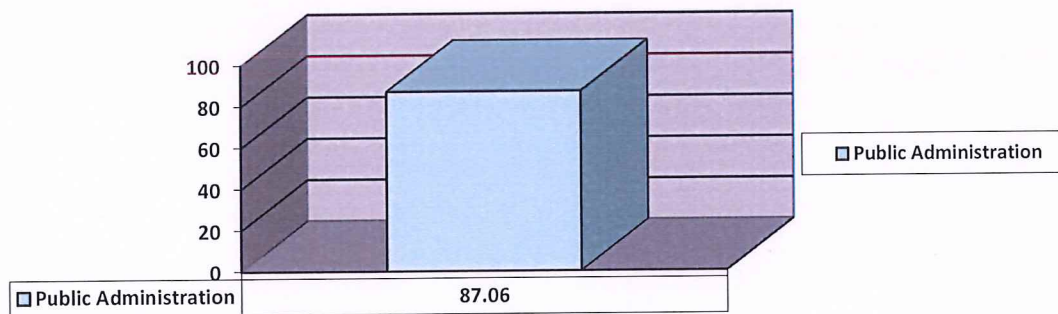
Paper wise Passing Percentage - Academic Year 2017-18



Class wise Passing Percentage - Academic Year 2017-18



Passing Percentage of Public Administration - Academic Year 2017-18



[Signature]
 I/C Principal
 SBES College of Arts & Commerce
 Aurangabad.

SBES COLLEGE OF ARTS AND COMMERCE, AURANGABAD
RESULT ANALYSIS OF HISTORY

A] Result

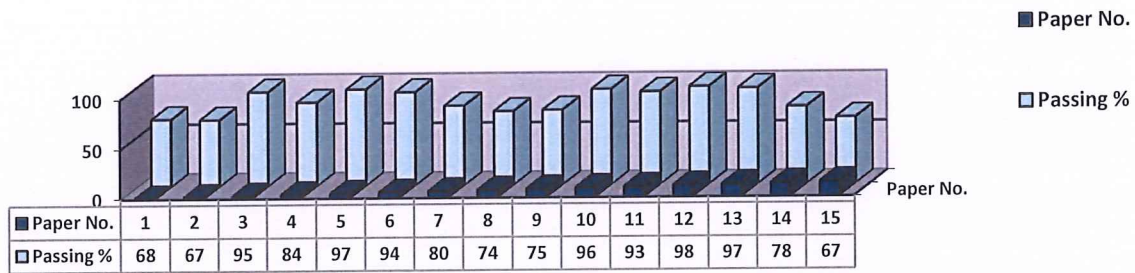
Academic Year 2017-18

Class	Sem	Paper No.	Students Appeared	Passed	Failed	Passed in I div	Passed in II div	Passing %
October 2017								
BAFY	I	(1) I	176	119	57	10	80	67.61
BAFY	I	(2) II	178	119	59	19	73	66.85
BASY	III	(3) V	76	72	4	19	37	94.74
BASY	III	(4) VI	75	63	12	5	43	84.00
BATY	V	(5) IX	65	63	2	14	41	96.92
BATY	V	(6) X	65	61	4	19	37	93.85
BATY	V	(7) XI	10	8	2	8	0	80.00
March 2018								
BAFY	II	(8) III	147	109	38	15	71	74.15
BAFY	II	(9) IV	146	110	36	22	72	75.34
BASY	IV	(10) VII	76	73	3	5	61	96.05
BASY	IV	(11) VIII	76	71	5	22	37	93.42
BATY	VI	(12) XII	59	58	1	7	45	98.31
BATY	VI	(13) XIII	59	57	2	12	34	96.61
BATY	VI	(14) XIV	9	7	2	1	5	77.78
BATY	VI	(15) XV	9	6	3	6	0	66.67

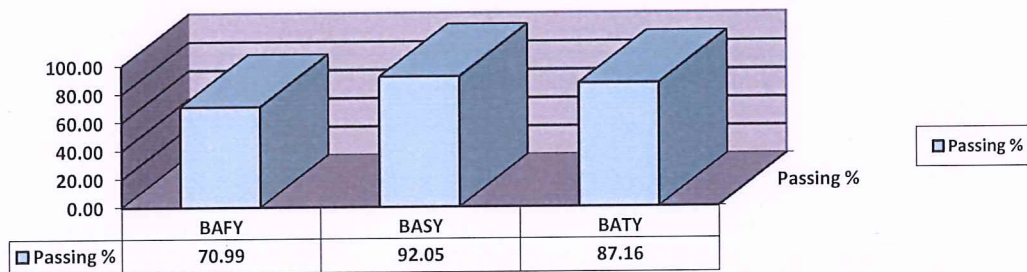


I/C Principal
SBES College of Arts & Commerce
Aurangabad.

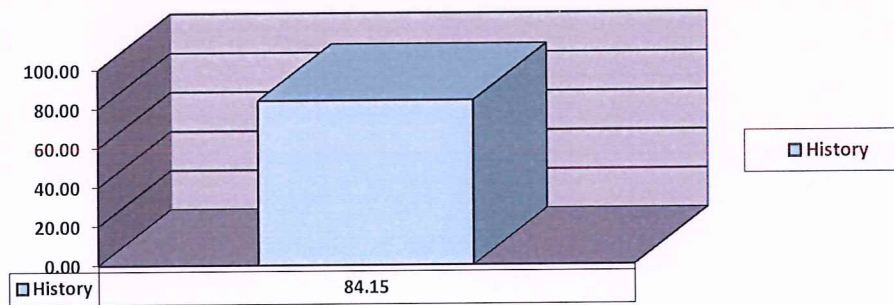
Paper wise Passing Percentage - Academic Year 2017-18



Class wise Passing Percentage - Academic Year 2017-18



Passing Percentage of History - Academic Year 2017-18



I/C Principal
 SBES College of Arts & Commerce
 Aurangabad.

SBES COLLEGE OF ARTS AND COMMERCE, AURANGABAD

11.1 BBA


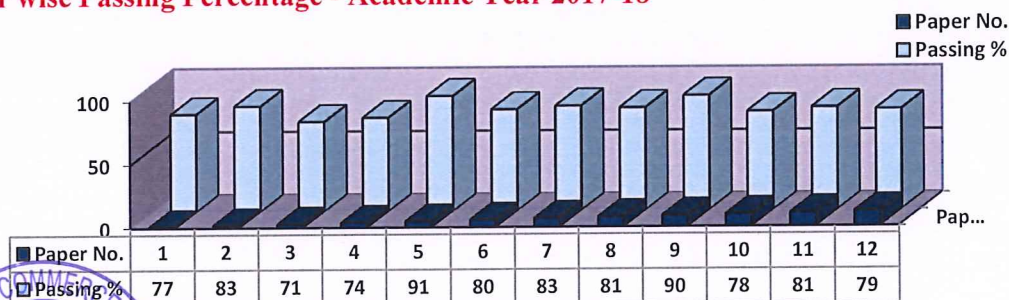
RESULT ANALYSIS OF BBA FY


A] Result

Academic Year 2017-18

Class	Sem	Paper No.	Students Appeared	Passed	Failed	Passed in I div	Passed in II div	Passing %
October 2017								
BBAFY	I	(1) I	65	50	15	31	12	76.92
BBAFY	I	(2) II	65	54	11	43	2	83.08
BBAFY	I	(3) III	65	46	19	38	8	70.77
BBAFY	I	(4) IV	65	48	17	32	9	73.85
BBAFY	I	(5) V	65	59	6	44	2	90.77
BBAFY	I	(6) VI	65	52	13	13	13	80.00
March 2018								
BBAFY	II	(7) VII	63	52	11	35	17	82.54
BBAFY	II	(8) VIII	63	51	12	43	8	80.95
BBAFY	II	(9) IX	63	57	6	51	6	90.48
BBAFY	II	(10) X	63	49	14	39	10	77.78
BBAFY	II	(11) XI	63	51	12	43	8	80.95
BBAFY	II	(12) XII	63	50	13	30	20	79.37

Paper wise Passing Percentage - Academic Year 2017-18




I/C Principal
 SBES College of Arts & Commerce
 Aurangabad.

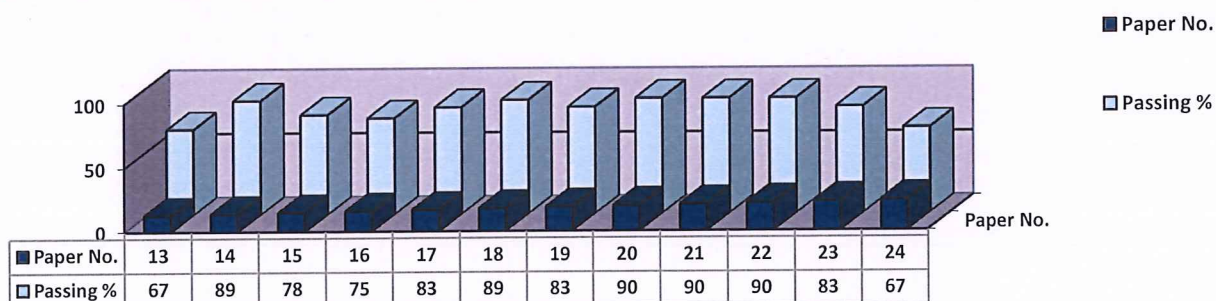
RESULT ANALYSIS OF BBA SY

A] Result

Academic Year 2017-18

Class	Sem	Paper No.	Students Appeared	Passed	Failed	Passed in I div	Passed in II div	Passing %
October 2017								
BBASY	III	(13) XIII	36	24	12	8	5	66.67
BBASY	III	(14) XIV	36	32	4	29	3	88.89
BBASY	III	(15) XV	36	28	8	20	4	77.78
BBASY	III	(16) XVI	36	27	9	12	13	75.00
BBASY	III	(17) XVII	36	30	6	30	0	83.33
BBASY	III	(18) XVIII	36	32	4	27	4	88.89
March 2018								
BBASY	IV	(19) XIX	30	25	5	14	9	83.33
BBASY	IV	(20) XX	30	27	3	27	0	90.00
BBASY	IV	(21) XXI	30	27	3	21	6	90.00
BBASY	IV	(22) XXII	30	27	3	19	5	90.00
BBASY	IV	(23) XXIII	30	25	5	24	1	83.33
BBASY	IV	(24) XXIV	30	20	10	20	0	66.67

Paper wise Passing Percentage - Academic Year 2017-18



I/C Principal
SBES College of Arts & Commerce
Aurangabad.

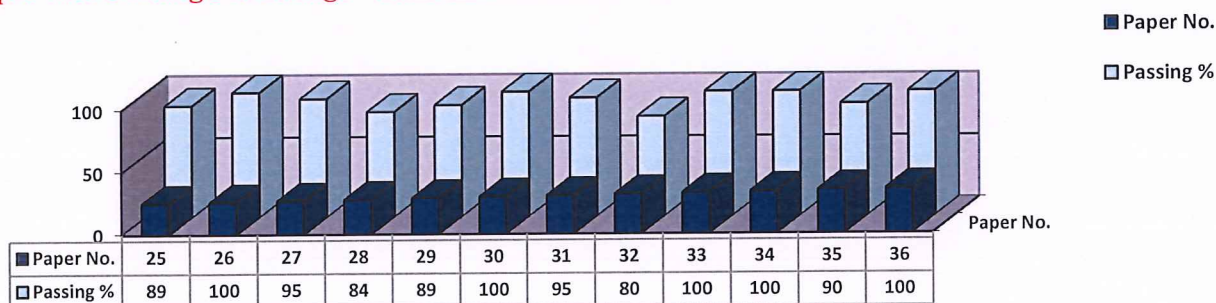
RESULT ANALYSIS OF BBA TY

A] Result

Academic Year 2017-18

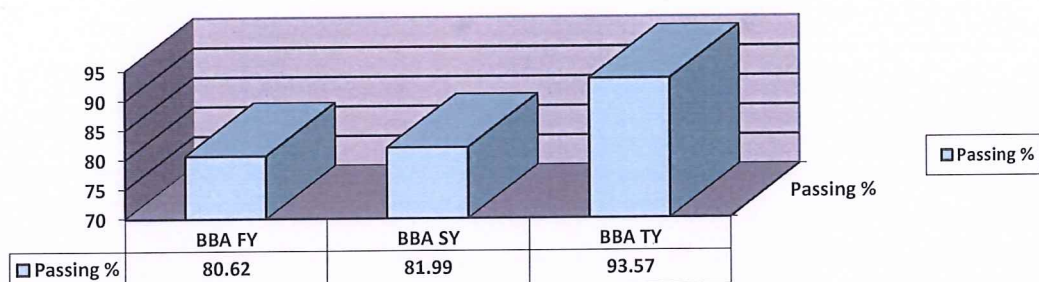
Class	Sem	Paper No.	Students Appeared	Passed	Failed	Passed in I div	Passed in II div	Passing %
October 2017								
BBATY	V	(25) XXV	19	17	2	16	0	89.47
BBATY	V	(26) XXVI	19	19	0	19	0	100.00
BBATY	V	(27) XXVII	19	18	1	17	1	94.74
BBATY	V	(28) XXVIII	19	16	3	15	1	84.21
BBATY	V	(29) XXIX	19	17	2	16	0	89.47
BBATY	V	(30) XXX	19	19	0	19	0	100.00
March 2018								
BBATY	VI	(31) XXXI	20	19	1	18	1	95.00
BBATY	VI	(32) XXXII	20	16	4	13	3	80.00
BBATY	VI	(33) XXXIII	20	20	0	18	2	100.00
BBATY	VI	(34) XXXIV	20	20	0	17	3	100.00
BBATY	VI	(35) XXXV	20	18	2	15	3	90.00
BBATY	VI	(36) XXXVI	20	20	0	20	0	100.00

Paper wise Passing Percentage - Academic Year 2017-18

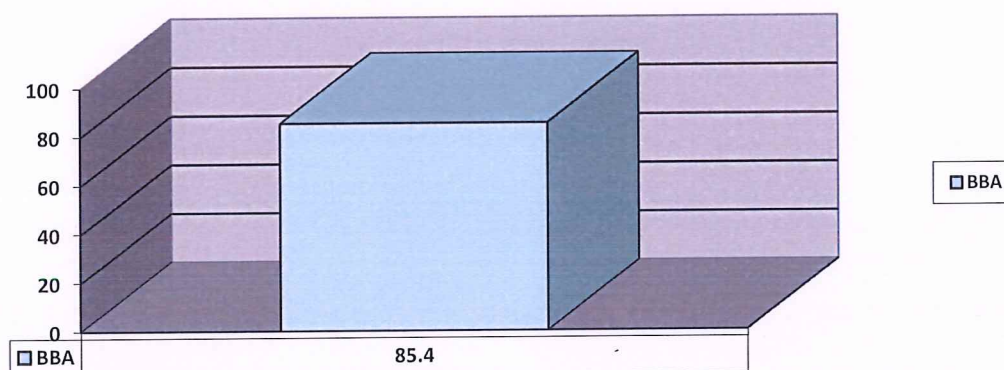



I/C Principal
SBES College of Arts & Commerce
Aurangabad.

Class wise Passing Percentage - Academic Year 2017-18



Passing Percentage of BBA - Academic Year 2017-18




I/C Principal
SBES College of Arts & Commerce
Aurangabad.

11.2 BCA

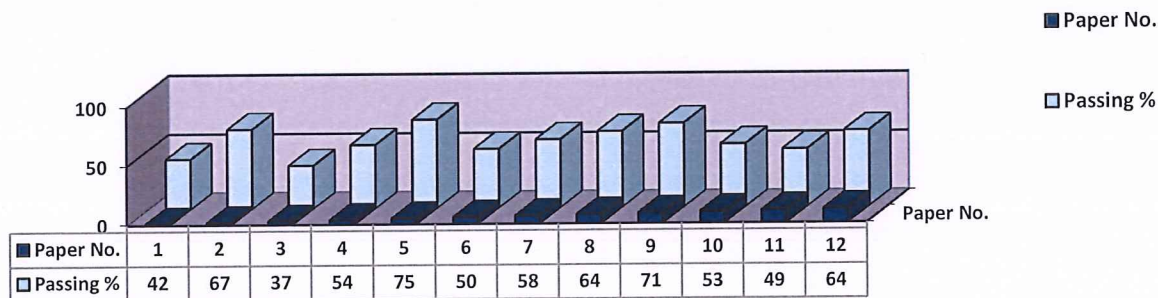
RESULT ANALYSIS OF BCA FY

A] Result

Academic Year 2017-18

Class	Sem	Paper No.	Students Appeared	Passed	Failed	Passed in I div	Passed in II div	Passing %
October 2017								
BCAFY	I	(1) I	52	22	30	14	3	42.31
BCAFY	I	(2) II	52	35	17	28	3	67.31
BCAFY	I	(3) III	52	19	33	12	4	36.54
BCAFY	I	(4) IV	52	28	24	13	7	53.85
BCAFY	I	(5) V	52	39	13	25	10	75.00
BCAFY	I	(6) VI	52	26	26	26	0	50.00
March 2018								
BCAFY	II	(7) VII	45	26	19	17	9	57.78
BCAFY	II	(8) VIII	45	29	16	24	4	64.44
BCAFY	II	(9) IX	45	32	13	25	7	71.11
BCAFY	II	(10) X	45	24	21	19	3	53.33
BCAFY	II	(11) XI	45	22	23	20	1	48.89
BCAFY	II	(12) XII	45	29	16	21	8	64.44

Paper wise Passing Percentage - Academic Year 2017-18



[Signature]
I/C Principal
SBES College of Arts & Commerce
Aurangabad.


RESULT ANALYSIS OF BCA SY

A] Result

Academic Year 2017-18

Class	Sem	Paper No.	Students Appeared	Passed	Failed	Passed in I div	Passed in II div	Passing %
October 2017								
BCASY	III	(13) XIII	42	39	3	29	10	92.86
BCASY	III	(14) XIV	42	38	4	18	13	90.48
BCASY	III	(15) XV	42	38	4	31	6	90.48
BCASY	III	(16) XVI	42	27	15	19	6	64.29
BCASY	III	(17) XVII	42	31	11	18	13	73.81
BCASY	III	(18) XVIII	42	38	4	37	1	90.48
March 2018								
BCASY	IV	(19) XIX	49	38	11	34	4	77.55
BCASY	IV	(20) XX	49	48	1	37	9	97.96
BCASY	IV	(21) XXI	49	44	5	33	11	89.80
BCASY	IV	(22) XXII	49	39	10	26	13	79.59
BCASY	IV	(23) XXIII	49	39	10	23	15	79.59
BCASY	IV	(24) XXIV	49	38	11	29	7	77.55

Paper wise Passing Percentage - Academic Year 2017-18



I/C Principal
SBES College of Arts & Commerce
Aurangabad.


RESULT ANALYSIS OF BCA TY

A) Result

Academic Year 2017-18

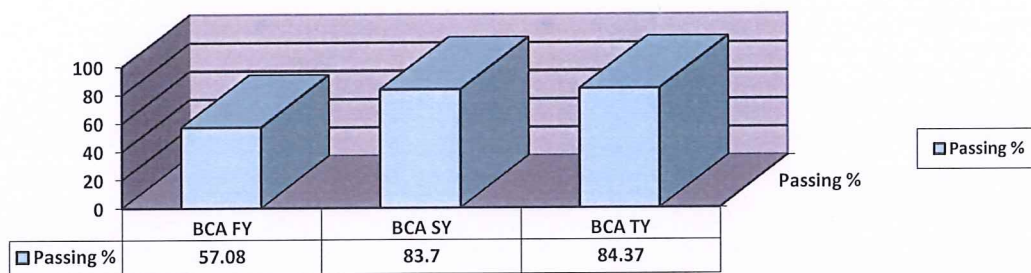
Class	Sem	Paper No.	Students Appeared	Passed	Failed	Passed in I div	Passed in II div	Passing %
October 2017								
BCATY	V	(25) XXV	39	27	12	23	2	69.23
BCATY	V	(26) XXVI	39	37	2	33	2	94.87
BCATY	V	(27) XXVII	39	31	8	24	7	79.49
BCATY	V	(28) XXVIII	39	19	20	14	2	48.72
BCATY	V	(29) XXIX	39	34	5	32	2	87.18
BCATY	V	(30) XXX	39	35	4	33	2	89.74
March 2018								
BCATY	VI	(31) XXXI	37	32	5	26	5	86.49
BCATY	VI	(32) XXXII	37	32	5	30	0	86.49
BCATY	VI	(33) XXXIII	37	34	3	28	6	91.89
BCATY	VI	(34) XXXIV	37	33	4	25	7	89.19
BCATY	VI	(35) XXXV	37	33	4	23	9	89.19
BCATY	VI	(36) XXXVI	37	37	0	37	0	100.00

Paper wise Passing Percentage - Academic Year 2017-18

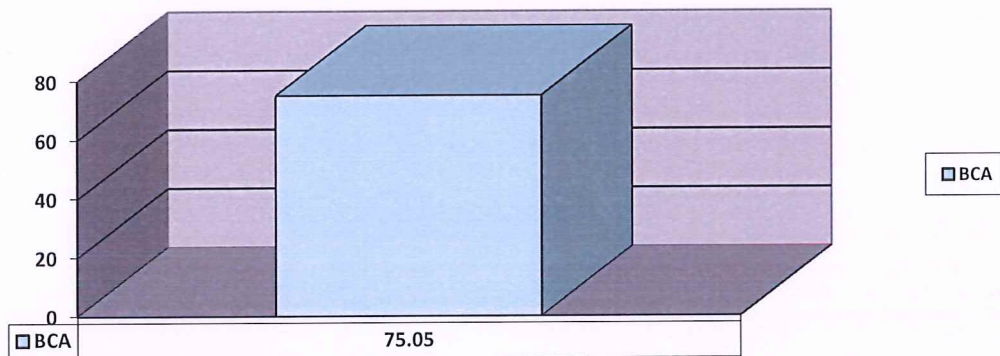


[Signature]
I/C Principal
SBES College of Arts & Commerce
Aurangabad.

Class wise Passing Percentage - Academic Year 2017-18



Passing Percentage of BCA - Academic Year 2017-18



[Signature]
 I/C Principal
 SBES College of Arts & Commerce
 Aurangabad.

11.3 BCom

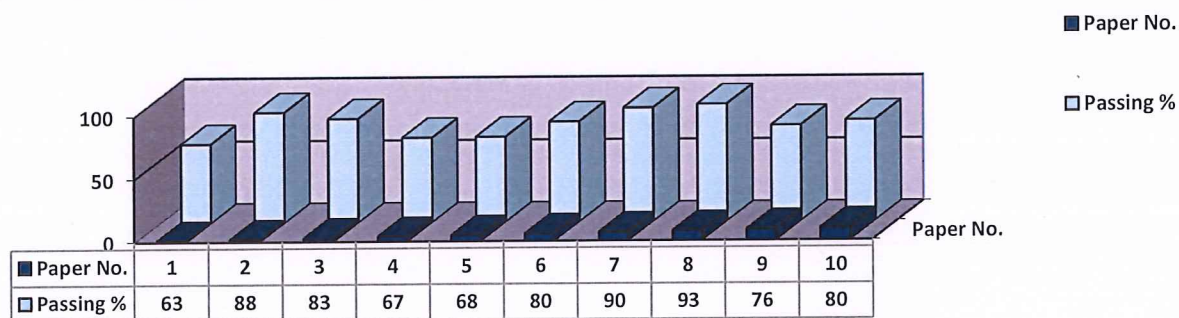
RESULT ANALYSIS OF BCOM FY

A] Result

Academic Year 2017-18

Class	Sem	Paper No.	Students Appeared	Passed	Failed	Passed in I div	Passed in II div	Passing %
October 2017								
BCom FY	I	(1) III	915	575	340	564	8	62.84
BCom FY	I	(2) IV	980	861	119	218	403	87.86
BCom FY	I	(3) V	977	808	169	160	369	82.70
BCom FY	I	(4) VI	973	655	318	260	194	67.32
BCom FY	I	(5) VII	971	658	313	195	180	67.77
March 2018								
BCom FY	II	(6) X	887	707	180	649	35	79.71
BCom FY	II	(7) XI	885	800	85	112	389	90.40
BCom FY	II	(8) XII	882	822	60	194	364	93.20
BCom FY	II	(9) XIII	879	670	209	288	182	76.22
BCom FY	II	(10) XIV	882	708	174	211	263	80.27

Paper wise Passing Percentage - Academic Year 2017-18



I/C Principal
SBES College of Arts & Commerce
Aurangabad.

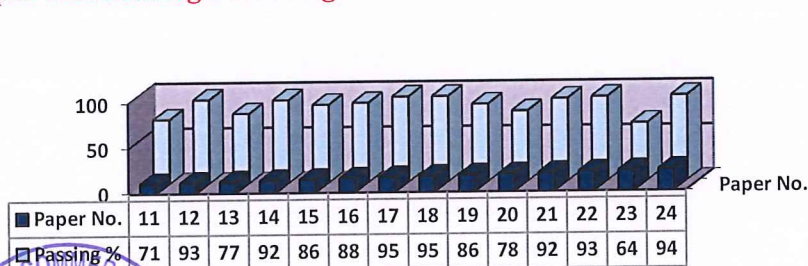
RESULT ANALYSIS OF BCOM SY

A] Result

Academic Year 2017-18

Class	Sem	Paper No.	Students Appeared	Passed	Failed	Passed in I div	Passed in II div	Passing %
October 2017								
BCom SY	III	(11) XVII	634	450	184	368	82	70.98
BCom SY	III	(12) XVIII	634	587	47	27	425	92.59
BCom SY	III	(13) XIX	636	490	146	215	139	77.04
BCom SY	III	(14) XX	652	599	53	67	139	91.87
BCom SY	III	(15) XXI (1)	176	152	24	15	74	86.36
BCom SY	III	(16) XXI (2)	438	386	52	64	192	88.13
BCom SY	III	(17) XXI (3)	38	36	2	4	20	94.74
March 2018								
BCom SY	IV	(18) XXIV	640	607	33	591	16	94.84
BCom SY	IV	(19) XXV	643	553	90	90	299	86.00
BCom SY	IV	(20) XXVI	639	499	140	171	171	78.09
BCom SY	IV	(21) XXVII	642	588	54	141	325	91.59
BCom SY	IV	(22) XXVIII (1)	163	152	11	37	74	93.25
BCom SY	IV	(23) XXVIII (2)	439	281	158	59	222	64.01
BCom SY	IV	(24) XXVIII (3)	35	33	2	8	18	94.29

Paper wise Passing Percentage - Academic Year 2017-18



I/C Principal
SBES College of Arts & Commerce
Aurangabad.


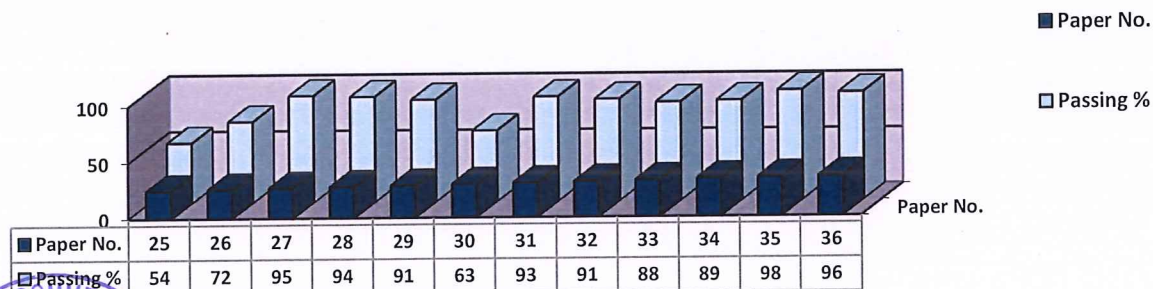
RESULT ANALYSIS OF BCOM TY

A] Result

Academic Year 2017-18

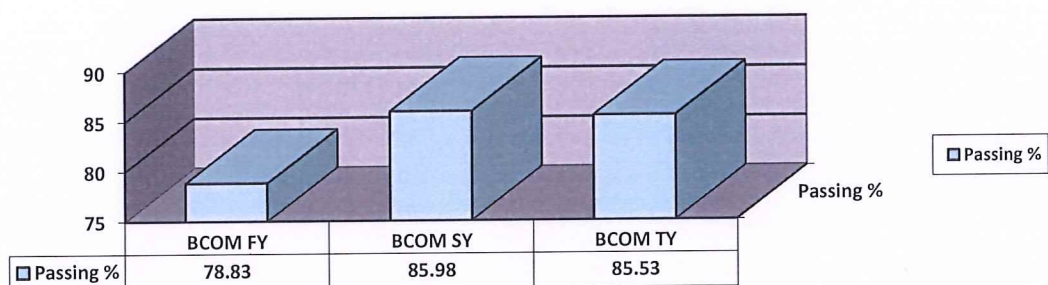
Class	Sem	Paper No.	Students Appeared	Passed	Failed	Passed in I div	Passed in II div	Passing %
October 2017								
BCom TY	V	(25) XXIX	530	285	245	63	94	53.77
BCom TY	V	(26) XXX	526	381	145	117	131	72.43
BCom TY	V	(27) XXXI	529	504	25	342	96	95.27
BCom TY	V	(28) XXXII	529	498	31	102	256	94.14
BCom TY	V	(29) XXXIII	545	497	48	116	253	91.19
BCom TY	V	(30) XXXIV	541	343	198	51	134	63.40
March 2018								
BCom TY	VI	(31) XXXV	529	494	35	243	158	93.38
BCom TY	VI	(32) XXXVI	532	484	48	288	130	90.98
BCom TY	VI	(33) XXXVII	529	466	63	248	120	88.09
BCom TY	VI	(34) XXXVIII	531	475	56	66	212	89.45
BCom TY	VI	(35) XXXIX	534	524	10	161	271	98.13
BCom TY	VI	(36) XXXX	535	514	21	234	175	96.07

Paper wise Passing Percentage - Academic Year 2017-18

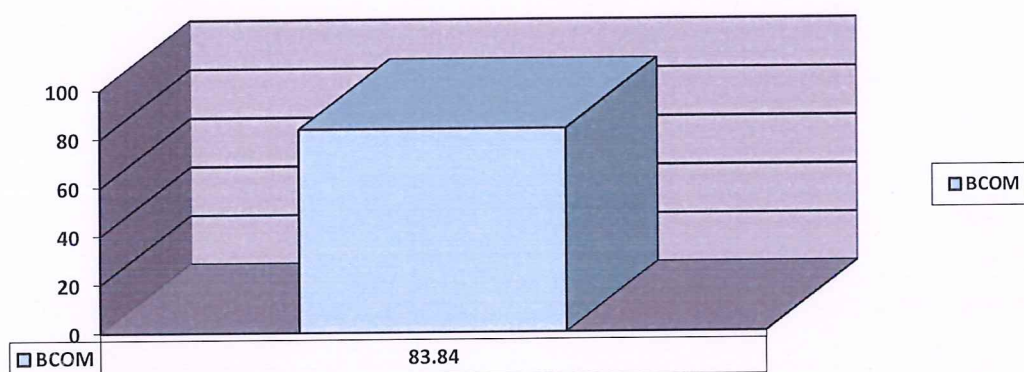


[Signature]
I/C Principal
SBES College of Arts & Commerce
Aurangabad.

Class wise Passing Percentage - Academic Year 2017-18



Passing Percentage of Commerce - Academic Year 2017-18



[Signature]
 I/C Principal
 SBES College of Arts & Commerce
 Aurangabad.

11.4 MCom

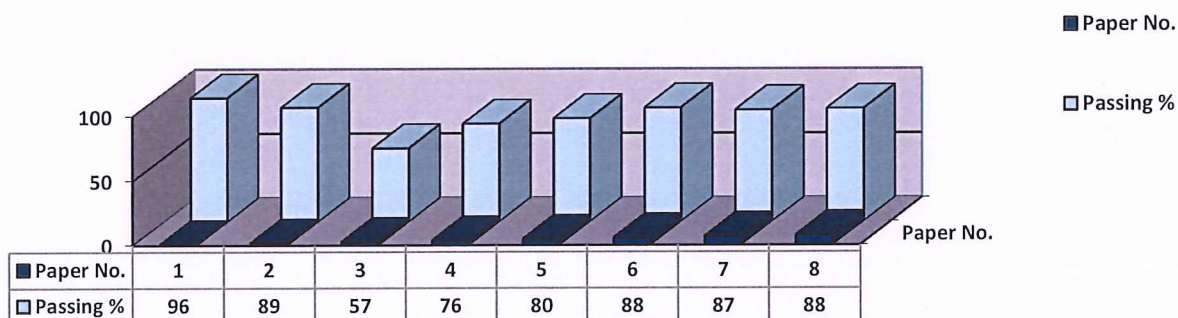
RESULT ANALYSIS OF MCOM FY


A] Result

Academic Year 2017-18

Class	Sem	Paper No.	Students Appeared	Passed	Failed	Passed in I div	Passed in II div	Passing %
October 2017								
MCom FY	I	(1) 401	306	294	12	26	154	96.08
MCom FY	I	(2) 402	306	271	35	72	161	88.56
MCom FY	I	(3) 403	302	172	130	23	92	56.95
MCom FY	I	(4) 422	302	229	73	72	126	75.83
March 2018								
MCom FY	II	(5) 405	289	231	58	40	158	79.93
MCom FY	II	(6) 406	289	255	34	52	160	88.24
MCom FY	II	(7) 407	289	250	39	48	163	86.51
MCom FY	II	(8) 423	288	252	36	55	168	87.50

Paper wise Passing Percentage - Academic Year 2017-18




 I/C Principal
 SBES College of Arts & Commerce
 Aurangabad.

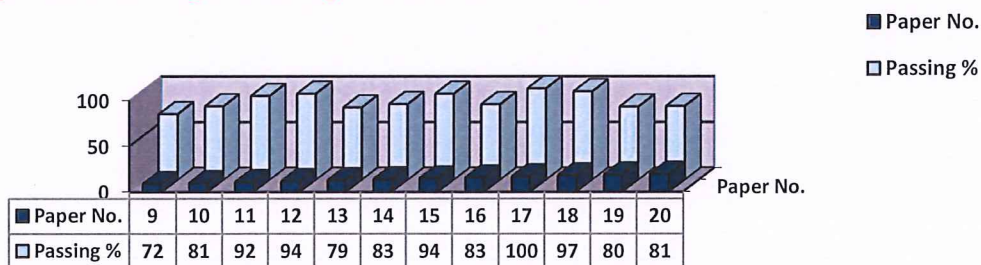
RESULT ANALYSIS OF MCOM SY

A] Result

Academic Year 2017-18

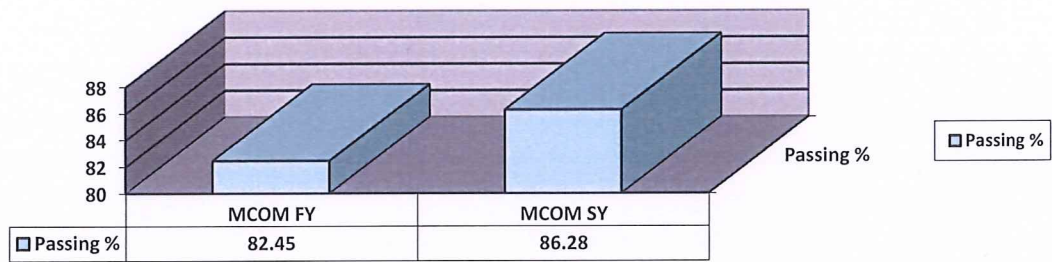
Class	Sem	Paper No.	Students Appeared	Passed	Failed	Passed in I div	Passed in II div	Passing %
October 2017								
MCom SY	III	(9) 501	247	178	69	28	94	72.06
MCom SY	III	(10) 502	247	199	48	19	135	80.57
MCom SY	III	(11) 503	247	227	20	71	128	91.90
MCom SY	III	(12) 521	194	183	11	49	112	94.33
MCom SY	III	(13) 522	53	42	11	8	27	79.25
MCom SY	III	(14) SC600	193	160	33	15	127	82.90
March 2018								
MCom SY	IV	(15) 504	241	227	14	78	130	94.19
MCom SY	IV	(16) 505	243	201	42	14	140	82.72
MCom SY	IV	(17) 506	235	235	0	233	2	100.00
MCom SY	IV	(18) 523	214	207	7	43	137	96.73
MCom SY	IV	(19) 524	30	24	6	0	20	80.00
MCom SY	IV	(20) SC600	52	42	10	0	21	80.77

Paper wise Passing Percentage - Academic Year 2017-18

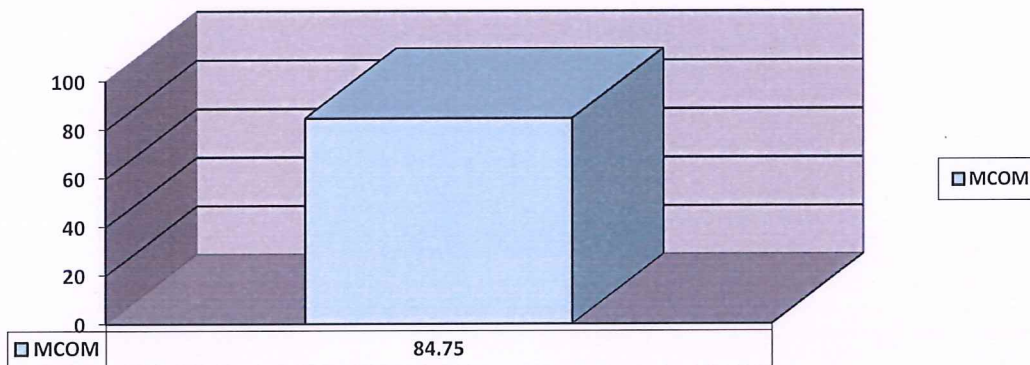



[Signature]
I/C Principal
SBES College of Arts & Commerce
Aurangabad.

Class wise Passing Percentage - Academic Year 2017-18



Passing Percentage of Commerce - Academic Year 2017-18




 I/C Principal
 SBES College of Arts & Commerce
 Aurangabad.

2018-19



SBES College of Arts and Commerce Aurangabad

Result Analysis Report (2018-19)

Internal Quality Assurance Cell




I/C Principal
SBES College of Arts & Commerce
Aurangabad.

Contents

Sr. No.	Departments	Page No
1	English	1
2	Marathi	4
3	Hindi	6
4	Dramatics	8
5	Music	10
6	Political Science	12
7	Sociology	14
8	Economics	16
9	Public Administration	18
10	History	20
11	Commerce and Management Science	
	11.1 BBA	22
	11.2 BCA	26
	11.3 BCom	30
	11.4 MCom	34




I/C Principal
SBES College of Arts & Commerce
Aurangabad.

SBES COLLEGE OF ARTS AND COMMERCE, AURANGABAD
RESULT ANALYSIS OF ENGLISH (COMMERCE & ARTS)

A] Result


Academic Year 2018-19

Class	Sem	Paper No.	Students Appeared	Passed	Failed	Passed in I div	Passed in II div	Passing %
October 2017								
BCOM FY	I	(1) CE	529	481	48	65	249	91
BCOM FY	I	(2) AE	68	66	2	25	33	97
BCOM SY	III	(3) CE	710	686	24	309	303	97
BCOM SY	III	(4) AE	133	133	0	98	26	100
BA FY	I	(5) OPT P-I	54	38	16	14	12	70
BA FY	I	(6) OPT P-II	51	40	11	13	18	78
BA FY	I	(7) CE	285	177	108	37	89	62
BA FY	I	(8) AE	23	22	1	7	12	96
BASY	III	(9) OPT P-V	29	26	3	10	10	90
BASY	III	(10) OPT P-VI	29	27	2	15	7	93
BASY	III	(11) CE	176	147	29	52	67	84
BASY	III	(12) AE	15	15	0	11	3	100
BATY	V	(13) OPT P-IX	23	20	3	11	3	87
BATY	V	(14) OPT P-X	22	18	4	11	3	82
BATY	V	(15) OPT P-XI	8	8	0	4	2	100
BATY	V	(16) OPT P-XII	6	6	0	3	3	100
March 2018								
BCOM FY	II	(17) CE	889	797	92	204	398	90
BCOM FY	II	(18) AE	153	148	5	90	48	97
BCOM SY	IV	(19) CE	642	621	21	247	296	97



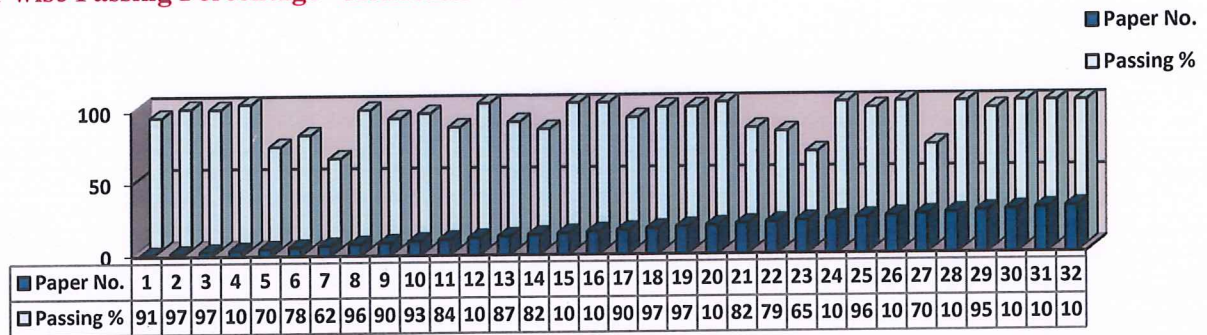
[Signature]
I/C Principal
SBES College of Arts & Commerce
Aurangabad.

BCOM SY	IV	(20) AE	98	98	0	82	14	100
BA FY	II	(21) OPT P-III	39	32	7	14	12	82
BA FY	II	(22) OPT P-IV	39	31	8	6	17	79
BA FY	II	(23) CE	274	179	95	34	98	65
BA FY	II	(24) AE	21	21	0	14	4	100
BASY	IV	(25) OPT P-VII	23	22	1	8	9	96
BASY	IV	(26) OPT P-VIII	21	21	0	9	11	100
BASY	IV	(27) CE	146	102	44	23	48	70
BASY	IV	(28) AE	12	12	0	10	2	100
BATY	VI	(29) OPT P-XIII	20	19	1	10	4	95
BATY	VI	(30) OPT P-XIV	20	20	0	11	4	100
BATY	VI	(31) OPT P-XV	7	7	0	6	1	100
BATY	VI	(32) OPT P-XVI	6	6	0	3	3	100

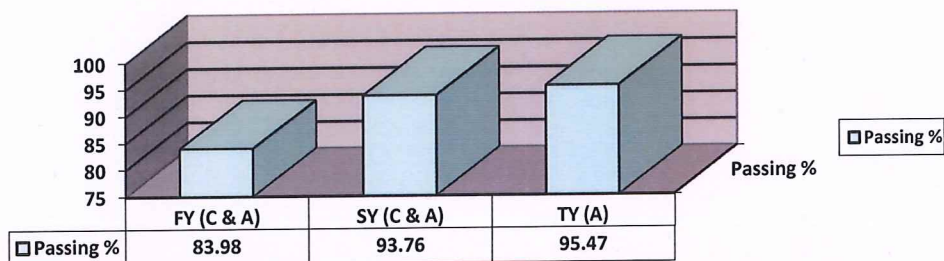

I/C Principal
SBES College of Arts & Commerce
Aurangabad.



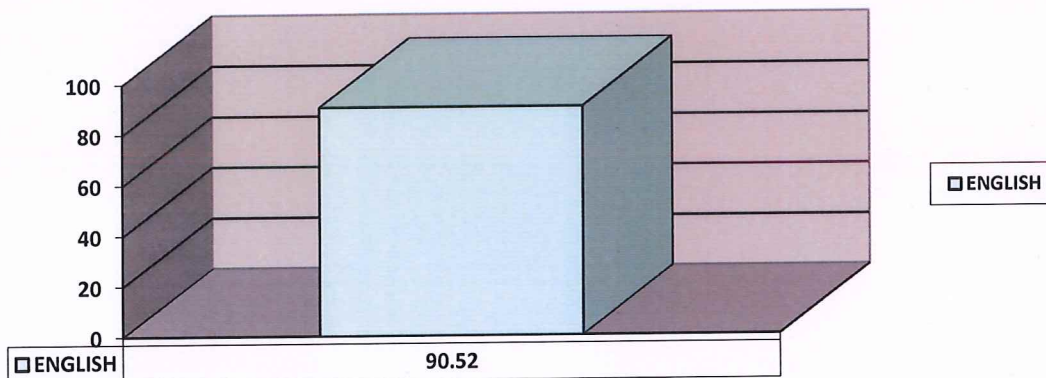
Paper wise Passing Percentage - Academic Year 2018-19



Class wise Passing Percentage - Academic Year 2018-19



Passing Percentage of English - Academic Year 2018-19



I/C Principal
SBES College of Arts & Commerce
Aurangabad.

**SBES COLLEGE OF
ARTS AND COMMERCE, AURANGABAD
RESULT ANALYSIS OF MARATHI (COMMERCE & ARTS)**


A] Result

Academic Year 2018-19

Class	Sem	Paper No.	Students Appeared	Passed	Failed	Passed in I div	Passed in II div	Passing %
October 2017								
BAFY	I	(1) I	77	62	15	11	30	81
BAFY	I	(2) II	74	63	11	16	25	85
BAFY	I	(3) SL - I	172	146	26	49	55	85
BCFY	I	(4) SL -I	303	223	80	125	90	74
BASY	III	(5) V	43	40	3	16	17	93
BASY	III	(6) VI	43	43	0	27	11	100
BASY	III	(7) SL-III	102	95	7	60	35	93
BCSY	III	(8) SL-III	317	315	2	145	117	99
BATY	V	(9) IX	35	22	13	8	8	63
BATY	V	(10) X	38	34	4	14	10	89
BATY	V	(11) XI	8	4	4	2	0	50
BATY	V	(12) XII	7	7	0	6	0	100
March 2018								
BAFY	II	(13) III	64	60	4	15	36	94
BAFY	II	(14) IV	70	62	8	30	24	89
BAFY	II	(15) SL- II	146	141	5	81	39	97
BCFY	II	(16) SL-II	237	218	19	151	58	92
BASY	IV	(17) VII	41	40	1	20	16	98
BASY	IV	(18) VIII	41	41	0	24	14	100

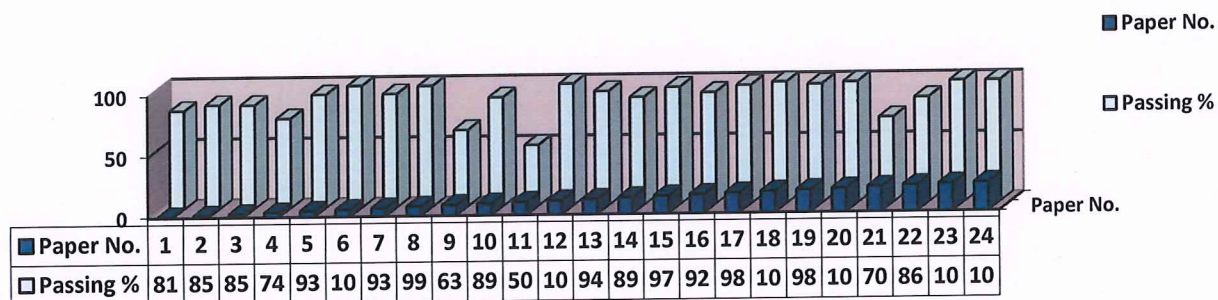


4 of 36

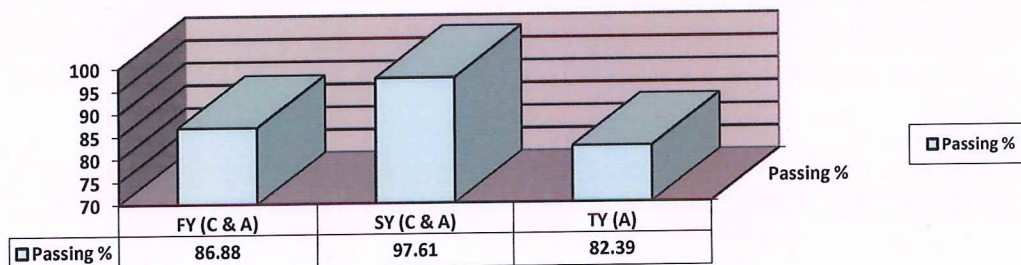

I/C Principal
SBES College of Arts & Commerce
Aurangabad.

BASY	IV	(19) SL-IV	105	103	2	82	17	98
BCSY	IV	(20) SL-IV	315	314	1	174	116	100
BATY	VI	(21) XIII	37	26	11	8	11	70
BATY	VI	(22) XIV	37	32	5	13	11	86
BATY	VI	(23) XV	7	7	0	4	3	100
BATY	VI	(24) XVI	7	7	0	6	0	100

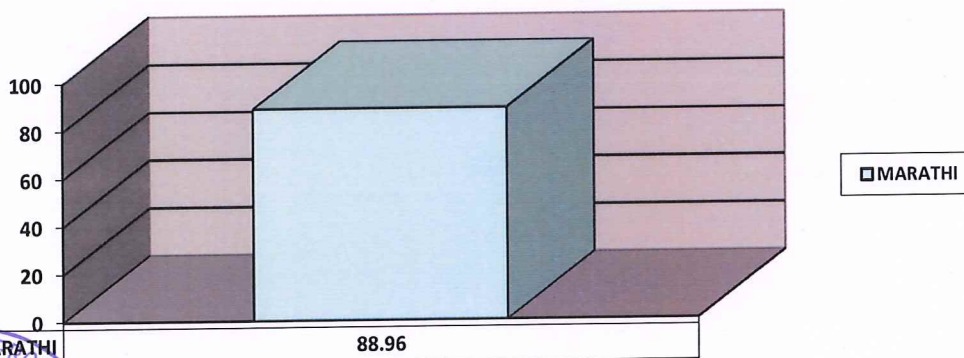
Paper wise Passing Percentage - Academic Year 2018-19



Class wise Passing Percentage - Academic Year 2018-19



Passing Percentage of Hindi - Academic Year 2018-19



5 of 36
I/C Principal
SBES College of Arts & Commerce
Aurangabad.

SBES COLLEGE OF ARTS AND COMMERCE, AURANGABAD
RESULT ANALYSIS OF HINDI (COMMERCE & ARTS)


A] Result

Academic Year 2018-19

Class	Sem	Paper No.	Students Appeared	Passed	Failed	Passed in I div	Passed in II div	Passing %
October 2017								
BAFY	I	(1) I	57	39	18	10	17	68
BAFY	I	(2) II	57	45	12	11	20	79
BAFY	I	(3) SL - I	90	72	18	12	30	80
BCFY	I	(4) SL -I	223	191	32	118	73	86
BASY	III	(5) V	30	26	4	6	10	87
BASY	III	(6) VI	30	22	8	6	9	73
BASY	III	(7) SL-III	55	52	3	13	18	95
BCSY	III	(8) SL-III	258	234	24	57	89	91
BATY	V	(9) IX	21	16	5	6	4	76
BATY	V	(10) X	21	21	0	3	5	100
BATY	V	(11) XI	2	2	0	0	0	100
March 2018								
BAFY	II	(12) III	53	48	5	13	21	91
BAFY	II	(13) IV	54	42	12	11	19	78
BAFY	II	(14) SL- II	80	74	6	19	31	93
BCFY	II	(15) SL-II	221	185	36	96	89	84
BASY	IV	(16) VII	29	29	0	9	15	100
BASY	IV	(17) VIII	28	24	4	8	8	86
BASY	IV	(18) SL-IV	52	44	8	17	17	85

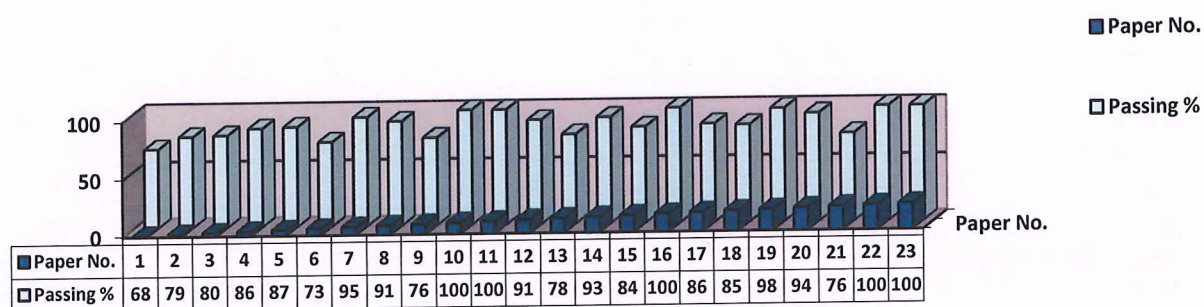


6 of 36

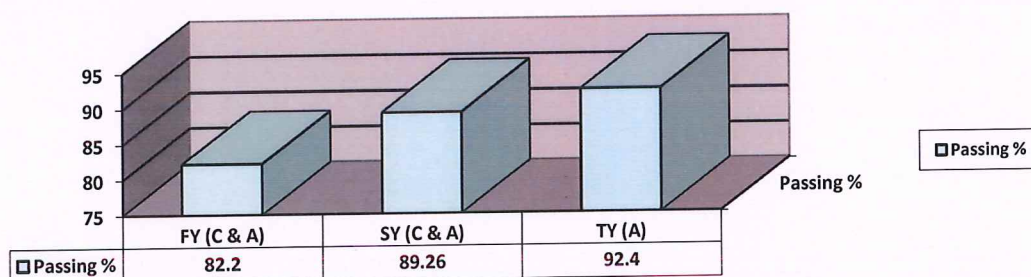

I/C Principal
SBES College of Arts & Commerce
Aurangabad.

BCSY	IV	(19) SL-IV	261	257	4	82	129	98
BATY	VI	(20) XIII	17	16	1	6	9	94
BATY	VI	(21) XIV	17	13	4	0	4	76
BATY	VI	(22) XV	2	2	0	0	2	100
BATY	VI	(23) XVI	2	2	0	0	2	100

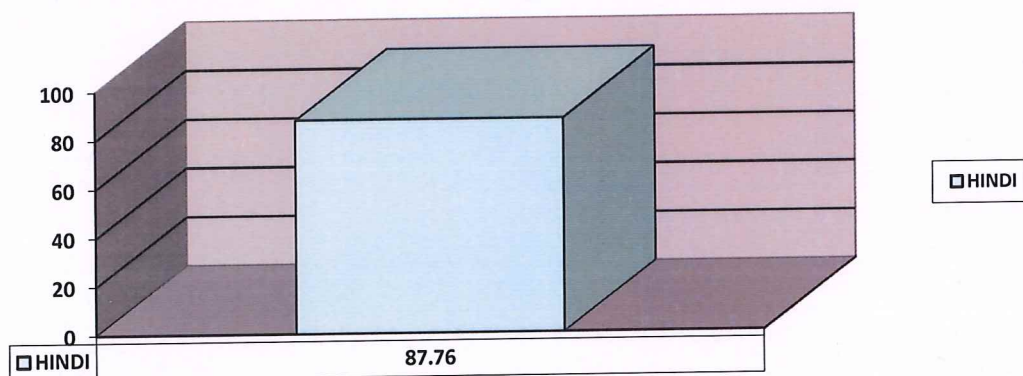
Paper wise Passing Percentage - Academic Year 2018-19



Class wise Passing Percentage - Academic Year 2018-19



Passing Percentage of Hindi - Academic Year 2018-19




SBES COLLEGE OF ARTS AND COMMERCE, AURANGABAD
RESULT ANALYSIS OF DRAMATICS

A] Result

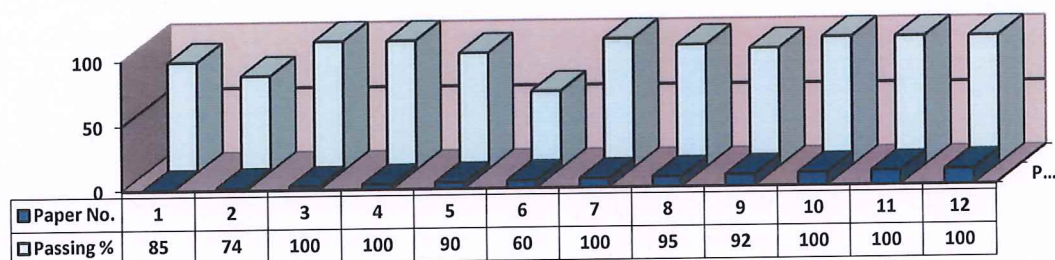
Academic Year 2018-19

Class	Se m	Paper No.	Students Appeared	Passed	Failed	Passed in I div	Passed in II div	Passing %
October 2017								
BAFY	I	(1) I	26	22	4	0	7	85
BASY	III	(2) V	19	14	5	5	4	74
BATY	V	(3) IX	12	12	0	4	5	100
BATY	V	(4) XIII	4	4	0	3	1	100
March 2018								
BAFY	II	(5) III	20	18	2	2	9	90
BAFY	II	(6) Practical	20	12	8	8	4	60
BASY	IV	(7) VII	19	19	0	0	7	100
BASY	IV	(8) Practical	19	18	1	14	4	95
BATY	VI	(9) XI	12	11	1	3	5	92
BATY	VI	(10) XV	4	4	0	2	1	100
BATY	VI	(11) Practical	12	12	0	0	6	100
BATY	VI	(12) Practical	4	4	0	4	0	100

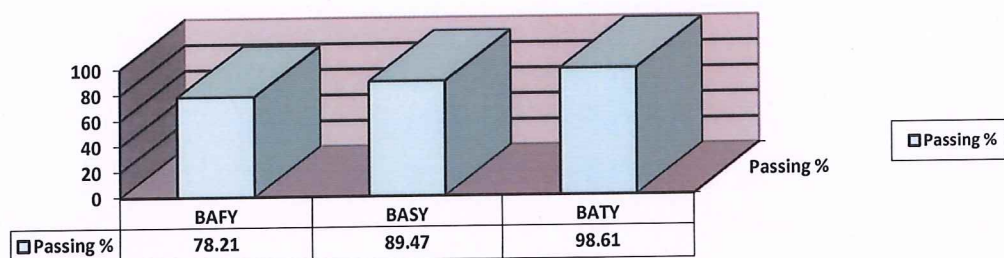

I/C Principal
SBES College of Arts & Commerce
Aurangabad.



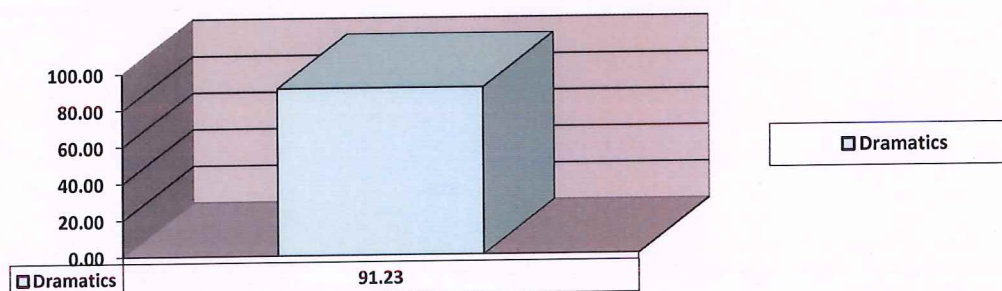
Paper wise Passing Percentage - Academic Year 2018-19



Class wise Passing Percentage - Academic Year 2018-19



Passing Percentage of Dramatics - Academic Year 2018-19




 I/C Principal
 SBES College of Arts & Commerce
 Aurangabad.

SBES COLLEGE OF ARTS AND COMMERCE, AURANGABAD
RESULT ANALYSIS OF MUSIC

A] Result

Academic Year 2018-19


Class	Sem	Paper No.	Students Appeared	Passed	Failed	Passed in I div	Passed in II div	Passing %
October 2017								
BAFY	I	(1) T-1	55	27	28	11	16	49.09
BAFY	II	(2) T-3	22	14	8	4	10	63.63
BAFY	I, II	(3) P-2, 4	22	21	1	21	0	95.45
BASY	III	(4) T- 5	20	18	2	11	7	90.00
BASY	IV	(5) T- 7	11	10	1	4	6	90.90
BASY	III, IV	(6) P-6, 8	11	11	0	11	0	100.00
BATY	V	(7) T- 9	18	15	3	8	7	83.33
BATY	V	(8) T-11	6	4	2	3	1	66.66
BATY	V, VI	(9) P- 10, 12	3	3	0	3	0	100.00
BATY	VI	(10) T- 13	3	2	1	0	2	66.66
BATY	VI	(11) T-15	3	2	1	0	2	66.66
BATY	V, VI	(12) P- 14, 16	3	3	0	3	0	100.00
March 2018								
BAFY	I	(13) T-1	31	14	17	3	3	45.16
BAFY	II	(14) T-3	41	19	22	4	6	46.34
BAFY	I, II	(15) P-2, 4	41	30	11	30	0	73.17
BASY	III	(16) T- 5	13	10	3	4	5	76.92
BASY	IV	(17) T- 7	19	14	5	6	3	73.68



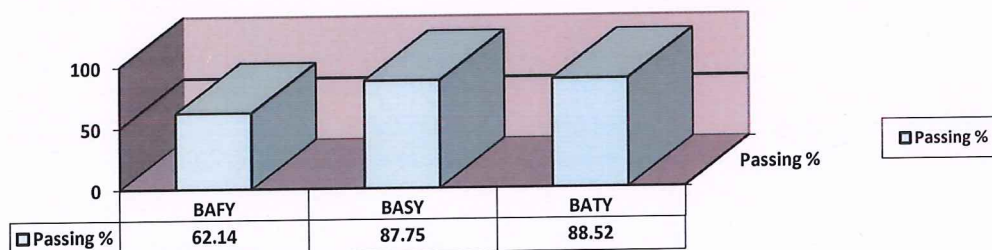
[Signature]
I/C Principal
SBES College of Arts & Commerce
Aurangabad.

BASY	III, IV	(18) P-6, 8	20	19	1	19	0	95.00
BATY	V	(19) T- 9	16	16	--	6	7	100.00
BATY	V	(20) T-11	6	6	--	3	2	100.00
BATY	V, VI	(21) P- 10, 12	19	17	2	17	0	89.47
BATY	VI	(22) T- 13	19	17	2	4	7	89.47
BATY	VI	(23) T-15	7	7	--	4	3	100.00
BATY	V, VI	(24) P- 14, 16	7	7	0	7	0	100.00

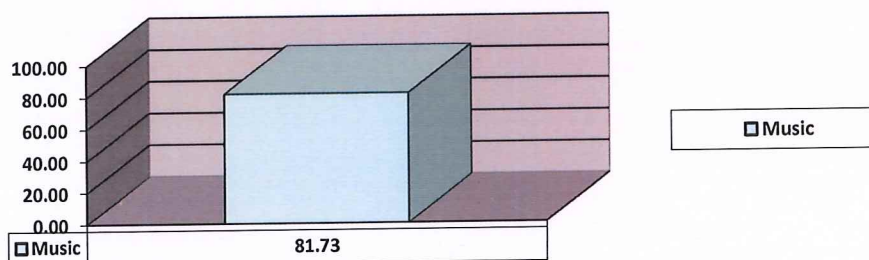
Paper wise Passing Percentage - Academic Year 2018-19




Class wise Passing Percentage - Academic Year 2018-19



Passing Percentage of Music - Academic Year 2018-19




 I/C Principal
 SBES College of Arts & Commerce
 Aurangabad.

SBES COLLEGE OF ARTS AND COMMERCE, AURANGABAD
RESULT ANALYSIS OF POLITICAL SCIENCE

A] Result

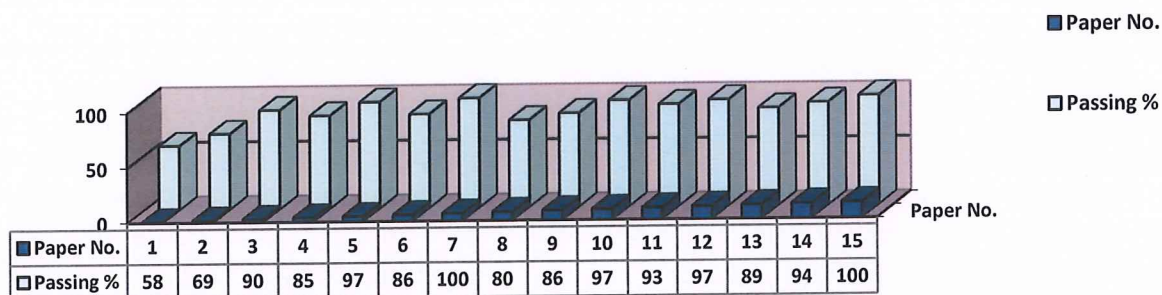
Academic Year 2018-19

Class	Sem	Paper No.	Students Appeared	Passed	Failed	Passed in I div	Passed in II div	Passing %
October 2017								
BAFY	I	(1) 101	144	84	60	11	38	58
BAFY	I	(2) 102	145	100	45	16	50	69
BASY	III	(3) 105	93	84	9	23	34	90
BASY	III	(4) 106	93	79	14	2	46	85
BATY	V	(5) 109	68	66	2	31	24	97
BATY	V	(6) 110	70	60	10	16	23	86
BATY	V	(7) 111	39	39	0	9	20	100
March 2018								
BAFY	II	(8) 103	132	105	27	25	46	80
BAFY	II	(9) 104	132	113	19	32	52	86
BASY	IV	(10) 107	101	98	3	41	41	97
BASY	IV	(11) 108	101	94	7	16	43	93
BATY	VI	(12) 113	64	62	2	21	27	97
BATY	VI	(13) 114	64	57	7	15	29	89
BATY	VI	(14) 115	33	31	2	13	15	94
BATY	VI	(15) 116	33	33	0	0	0	100

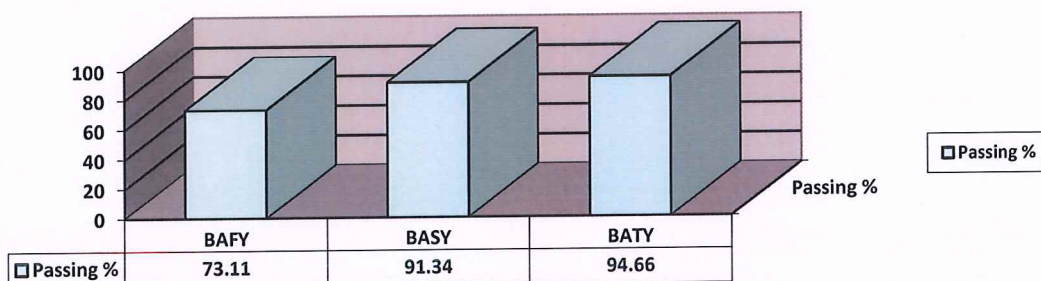


I/C Principal
SBES College of Arts & Commerce
Aurangabad.

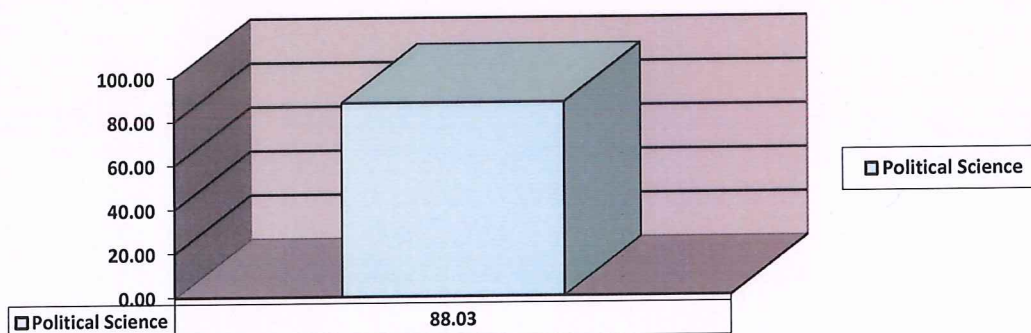
Paper wise Passing Percentage - Academic Year 2018-19




Class wise Passing Percentage - Academic Year 2018-19



Passing Percentage of Political Science - Academic Year 2018-19




 I/C Principal
 SBES College of Arts & Commerce
 Aurangabad.

SBES COLLEGE OF ARTS AND COMMERCE, AURANGABAD
RESULT ANALYSIS OF SOCIOLOGY

A] Result

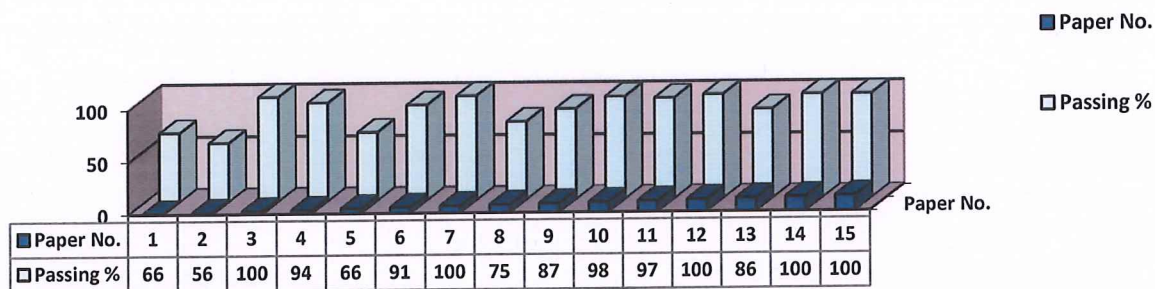
Academic Year 2018-19

Class	Sem	Paper No.	Students Appeared	Passed	Failed	Passed in I div	Passed in II div	Passing %
October 2017								
BAFY	I	(1) I	103	68	35	5	15	66
BAFY	I	(2) II	103	58	45	5	6	56
BASY	III	(3) V	69	69	0	29	15	100
BASY	III	(4) VI	69	65	4	18	29	94
BATY	V	(5) IX	35	23	12	1	6	66
BATY	V	(6) X	35	32	3	2	6	91
BATY	V	(7) XI	21	21	0	3	4	100
March 2018								
BAFY	II	(8) III	92	69	23	7	19	75
BAFY	II	(9) IV	92	80	12	14	25	87
BASY	IV	(10) VII	61	60	1	27	20	98
BASY	IV	(11) VIII	61	59	2	17	22	97
BATY	VI	(12) XII	21	21	0	21	0	100
BATY	VI	(13) XIII	35	30	5	2	8	86
BATY	VI	(14) XIV	35	35	0	9	14	100
BATY	VI	(15) XV	21	21	0	7	12	100

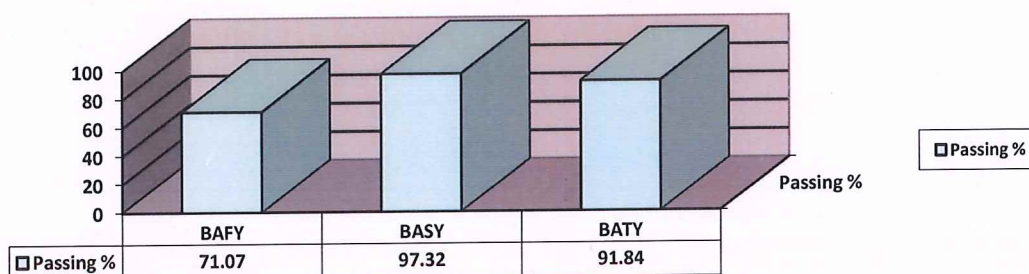


I/C Principal
SBES College of Arts & Commerce
Aurangabad.

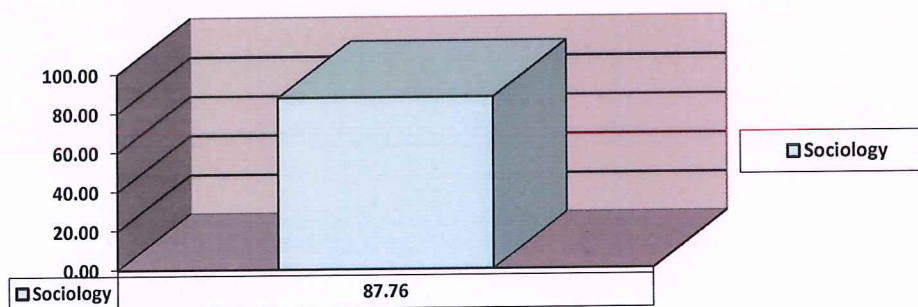
Paper wise Passing Percentage - Academic Year 2018-19




Class wise Passing Percentage - Academic Year 2018-19



Passing Percentage of Sociology - Academic Year 2018-19




 I/C Principal
 SBES College of Arts & Commerce
 Aurangabad.


SBES COLLEGE OF ARTS AND COMMERCE, AURANGABAD
RESULT ANALYSIS OF ECONOMICS

A] Result

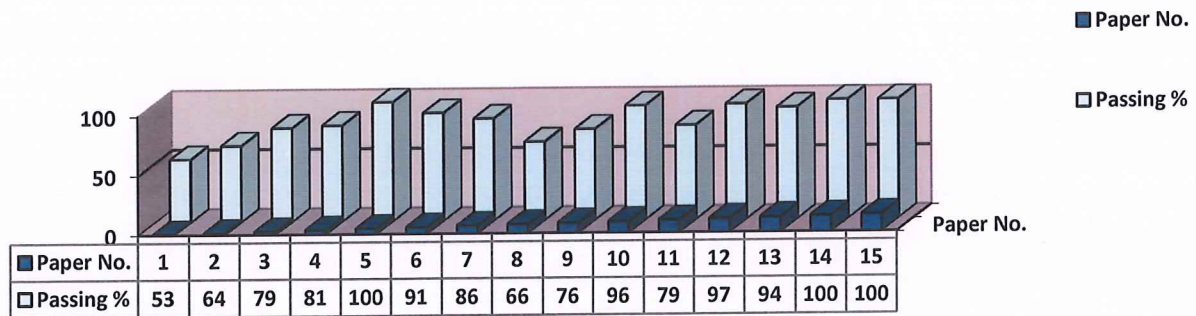
Academic Year 2018-19

Class	Sem	Paper No.	Students Appeared	Passed	Failed	Passed in I div	Passed in II div	Passing %
October 2017								
BAFY	I	(1) 1	87	46	41	7	14	53
BAFY	I	(2) 2	86	55	31	8	29	64
BASY	III	(3) 5	61	48	13	3	22	79
BASY	III	(4) 6	62	50	12	9	22	81
BATY	V	(5) 9	32	32	--	12	14	100
BATY	V	(6) 10	32	29	3	8	18	91
BATY	V	(7) 11	7	6	1	0	3	86
March 2018								
BAFY	II	(8) 3	82	54	28	3	39	66
BAFY	II	(9) 4	80	61	19	7	23	76
BASY	1V	(10) 7	48	46	2	23	14	96
BASY	IV	(11) 8	48	38	10	9	14	79
BATY	VI	(12) 12	32	31	1	8	12	97
BATY	VI	(13) 13	32	30	2	8	18	94
BATY	VI	(14) 14	7	7	0	0	6	100
BATY	VI	(15) 15	6	6	0	6	0	100





I/C Principal
SBES College of Arts & Commerce
Aurangabad.

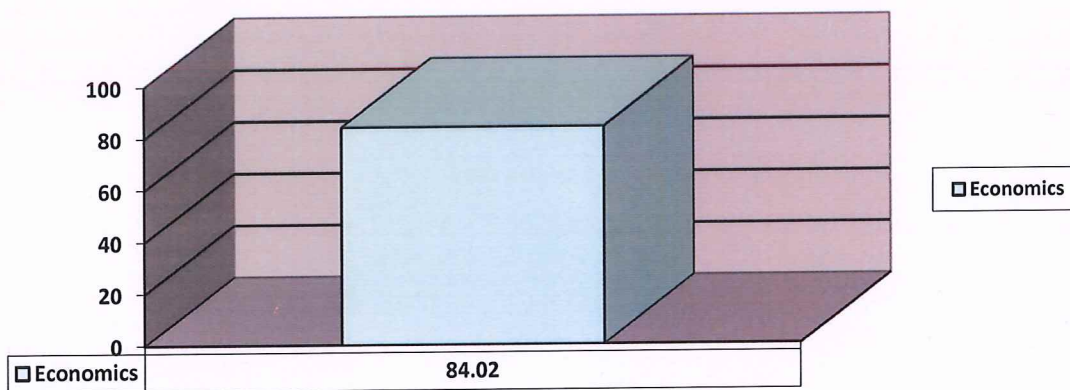
Paper wise Passing Percentage - Academic Year 2018-19



Class wise Passing Percentage - Academic Year 2018-19



Passing Percentage of Economics - Academic Year 2018-19



I/C Principal
SBES College of Arts & Commerce
Aurangabad.


SBES COLLEGE OF ARTS AND COMMERCE, AURANGABAD
RESULT ANALYSIS OF PUBLIC ADMINISTRATION

A] Result

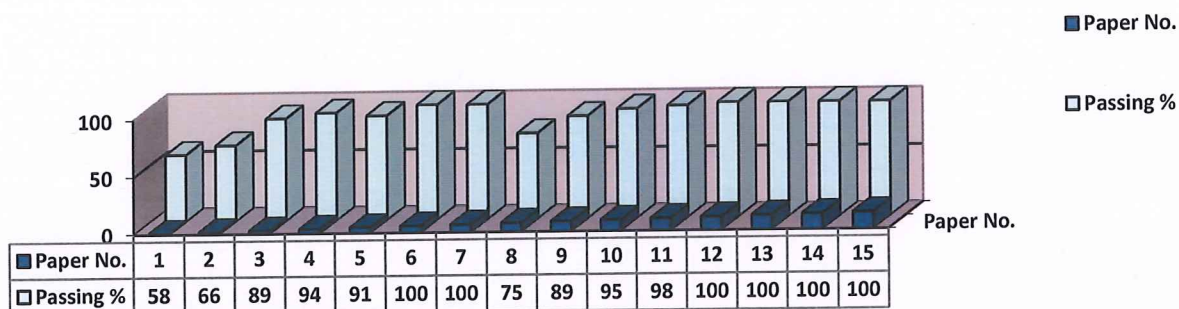
Academic Year 2018-19

Class	Sem	Paper No.	Students Appeared	Passed	Failed	Passed in I div	Passed in II div	Passing %
October 2017								
BAFY	I	(1) 1	62	36	26	8	14	58
BAFY	I	(2) 2	62	41	21	10	14	66
BASY	III	(3) 5	64	57	7	11	25	89
BASY	III	(4) 6	64	60	4	8	28	94
BATY	V	(5) 9	22	20	2	6	7	91
BATY	V	(6) 10	22	22	0	6	9	100
BATY	V	(7) 11	11	11	0	3	5	100
March 2018								
BAFY	II	(8) 3	55	41	14	8	24	75
BAFY	II	(9) 4	55	49	6	16	23	89
BASY	IV	(10) 7	41	39	2	12	20	95
BASY	IV	(11) 8	41	40	1	14	23	98
BATY	VI	(12) 12	21	21	0	4	13	100
BATY	VI	(13) 13	21	21	0	6	12	100
BATY	VI	(14) 14	11	11	0	4	6	100
BATY	VI	(15) 15	11	11	0	11	0	100

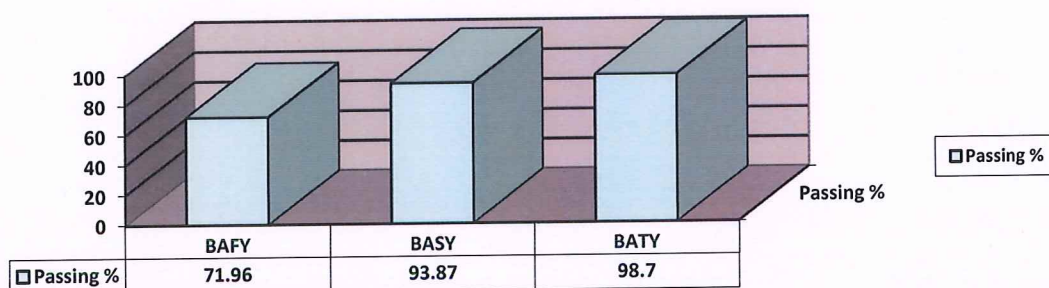



I/C Principal
SBES College of Arts & Commerce
Aurangabad.

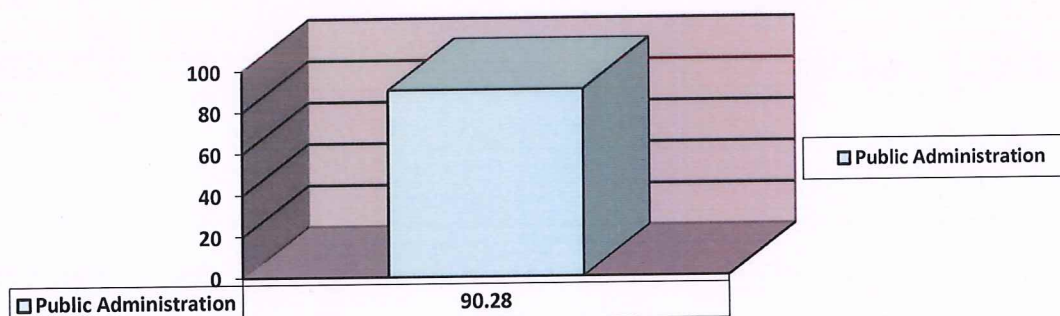
Paper wise Passing Percentage - Academic Year 2018-19



Class wise Passing Percentage - Academic Year 2018-19



Passing Percentage of Public Administration - Academic Year 2018-19



I/C Principal
SBES College of Arts & Commerce
Aurangabad.


SBES COLLEGE OF ARTS AND COMMERCE, AURANGABAD
RESULT ANALYSIS OF HISTORY

A] Result

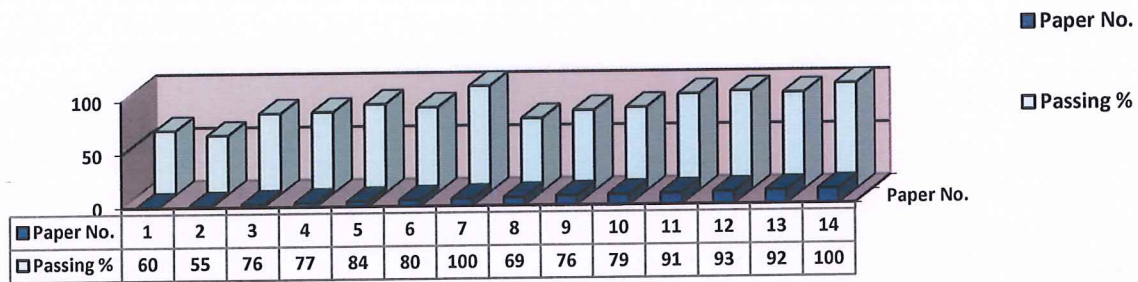
Academic Year 2018-19

Class	Sem	Paper No.	Students Appeared	Passed	Failed	Passed in I div	Passed in II div	Passing %
October 2017								
BAFY	I	(1) I	127	76	51	7	55	60
BAFY	I	(2) II	127	70	57	8	42	55
BASY	III	(3) V	94	71	23	11	45	76
BASY	III	(4) VI	94	72	22	11	42	77
BATY	V	(5) IX	61	51	10	0	38	84
BATY	V	(6) X	61	49	12	11	28	80
BATY	V	(7) XI	9	9	0	0	8	100
March 2018								
BAFY	II	(8) III	107	74	33	15	44	69
BAFY	II	(9) IV	106	81	25	20	40	76
BASY	IV	(10) VII	90	71	19	15	44	79
BASY	IV	(11) VIII	90	82	8	32	43	91
BATY	VI	(12) XIII	60	56	4	4	44	93
BATY	VI	(13) XIV	60	55	5	10	36	92
BATY	VI	(14) XV	5	5	0	0	4	100





I/C Principal
SBES College of Arts & Commerce
Aurangabad.

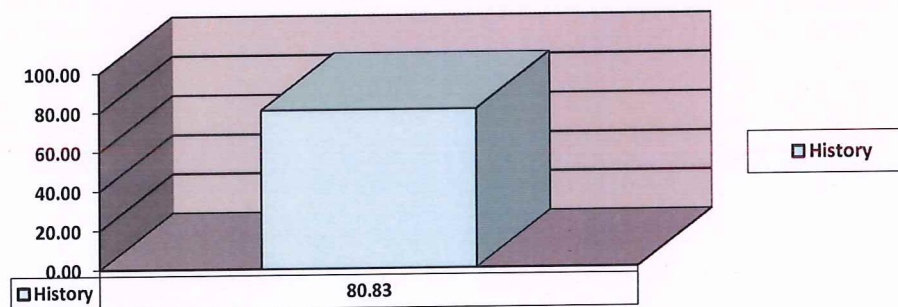
Paper wise Passing Percentage - Academic Year 2018-19




Class wise Passing Percentage - Academic Year 2018-19



Passing Percentage of History - Academic Year 2018-19




 I/C Principal
 SBES College of Arts & Commerce
 Aurangabad.

SBES COLLEGE OF ARTS AND COMMERCE, AURANGABAD

11.1 BBA

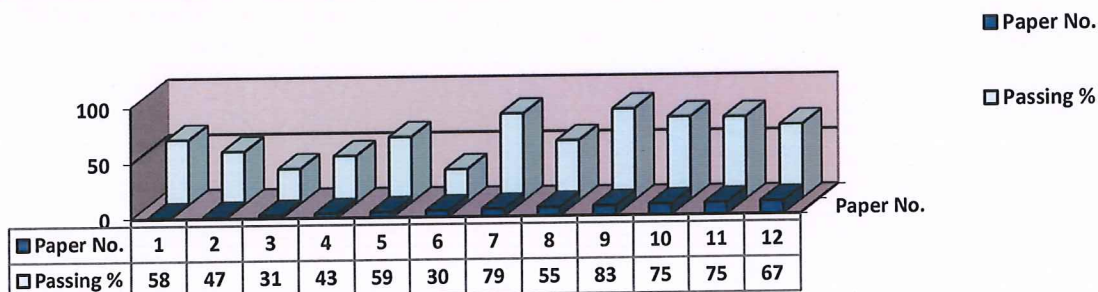
RESULT ANALYSIS OF BBA FY

A] Result

Academic Year 2018-19

Class	Sem	Paper No.	Students Appeared	Passed	Failed	Passed in I div	Passed in II div	Passing %
October 2017								
BBA FY	I	(1) AC-I	55	32	23	0	0	58
BBA FY	I	(2) MP-I	55	26	29	7	19	47
BBA FY	I	(3) BO	54	17	37	3	13	31
BBA FY	I	(4) BMS	54	23	31	10	13	43
BBA FY	I	(5) HCB	54	32	22	18	14	59
BBA FY	I	(6) IT-FN	54	16	38	1	7	30
March 2018								
BBA FY	II	(7) AC-II	53	42	11	32	9	79
BBA FY	II	(8) MP-II	53	29	24	17	12	55
BBA FY	II	(9) BE	52	43	9	25	17	83
BBA FY	II	(10) ENV-I	52	39	13	27	12	75
BBA FY	II	(11) AP	51	38	13	20	18	75
BBA FY	II	(12) ITAP-I	52	35	17	14	20	67

Paper wise Passing Percentage - Academic Year 2018-19



[Signature]
I/C Principal
SBES College of Arts & Commerce
Aurangabad.

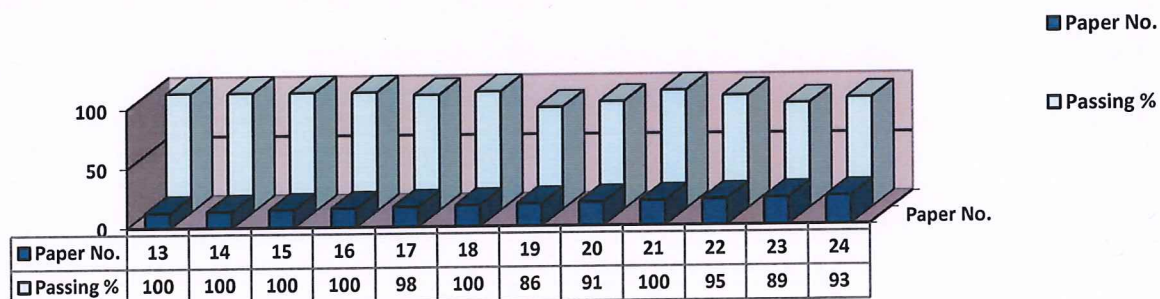
RESULT ANALYSIS OF BBA SY

A] Result

Academic Year 2018-19

Class	Sem	Paper No.	Students Appeared	Passed	Failed	Passed in I div	Passed in II div	Passing %
October 2017								
BBA SY	III	(13) COST-I	40	40	0	37	3	100
BBA SY	III	(14) MP-III	41	41	0	38	3	100
BBA SY	III	(15) HFB	40	40	0	28	12	100
BBA SY	III	(16) BL-I	40	40	0	28	12	100
BBA SY	III	(17) ENV-II	40	39	1	33	6	98
BBA SY	III	(18) ENT	40	40	0	28	12	100
March 2018								
BBA SY	IV	(19) COST-II	44	38	6	33	5	86
BBA SY	IV	(20) MP-IV	44	40	4	35	5	91
BBA SY	IV	(21) OE&C	44	44	0	43	1	100
BBA SY	IV	(22) IL-II	44	42	2	33	9	95
BBA SY	IV	(23) OR	44	39	5	31	8	89
BBA SY	IV	(24) ITAP-II	44	41	3	35	6	93

Paper wise Passing Percentage - Academic Year 2018-19



I/C Principal
SBES College of Arts & Commerce
Aurangabad.


RESULT ANALYSIS OF BBA TY

A] Result

Academic Year 2018-19

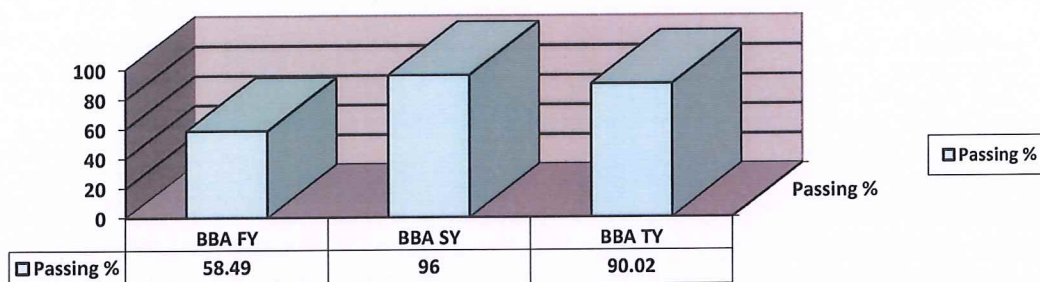
Class	Sem	Paper No.	Students Appeared	Passed	Failed	Passed in I div	Passed in II div	Passing %
October 2017								
BBA TY	V	(25) MAC	18	17	1	14	3	94
BBA TY	V	(26) MP-V	17	17	0	14	3	100
BBA TY	V	(27) CM-I	17	16	1	14	2	94
BBA TY	V	(28) TL-I	17	14	3	14	0	82
BBA TY	V	(29) IAB	17	15	2	14	1	88
BBA TY	V	(30) EB&I	17	13	4	7	6	76
March 2018								
BBA TY	VI	(31) AUD	20	14	6	14	0	70
BBA TY	VI	(32) MP-VI	18	15	3	15	0	83
BBA TY	VI	(33) CM-II	18	18	0	18	0	100
BBA TY	VI	(34) TL-II	20	20	0	20	0	100
BBA TY	VI	(35) MSS	16	15	1	14	1	94
BBA TY	VI	(36) PROJ	41	40	1	39	1	98

Paper wise Passing Percentage - Academic Year 2018-19

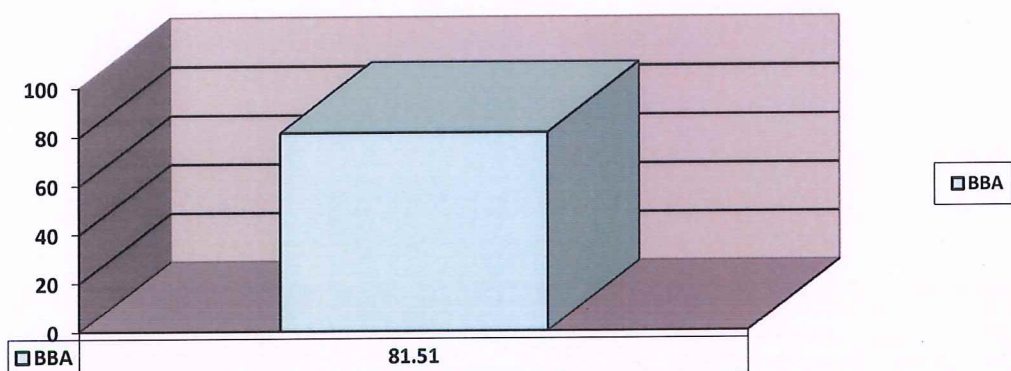



I/C Principal
SBES College of Arts & Commerce
Aurangabad.

Class wise Passing Percentage - Academic Year 2018-19



Passing Percentage of BBA - Academic Year 2018-19




 I/C Principal
 SBES College of Arts & Commerce
 Aurangabad.

11.2 BCA

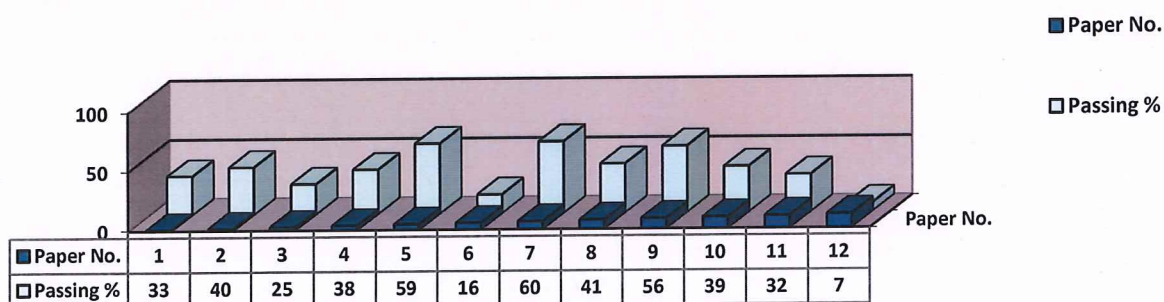
RESULT ANALYSIS OF BCA FY


A] Result

Academic Year 2018-19

Class	Sem	Paper No.	Students Appeared	Passed	Failed	Passed in I div	Passed in II div	Passing %
October 2017								
BCA FY	I	(1) AC-I	49	16	33	4	12	33
BCA FY	I	(2) IE	50	20	30	6	14	40
BCA FY	I	(3) BMS	51	13	38	2	11	25
BCA FY	I	(4) OAT	48	18	30	1	17	38
BCA FY	I	(5) CS	49	29	20	4	10	59
BCA FY	I	(6) OS-I	50	8	42	1	7	16
March 2018								
BCA FY	II	(7) AC-II	43	26	17	15	11	60
BCA FY	II	(8) IO	41	17	24	8	9	41
BCA FY	II	(9) MATH	41	23	18	7	13	56
BCA FY	II	(10) PR.C	44	17	27	5	12	39
BCA FY	II	(11) POM-I	41	13	28	3	10	32
BCA FY	II	(12) OS-II	41	3	38	0	3	7

Paper wise Passing Percentage - Academic Year 2018-19




 I/C Principal
 SBES College of Arts & Commerce
 Aurangabad.

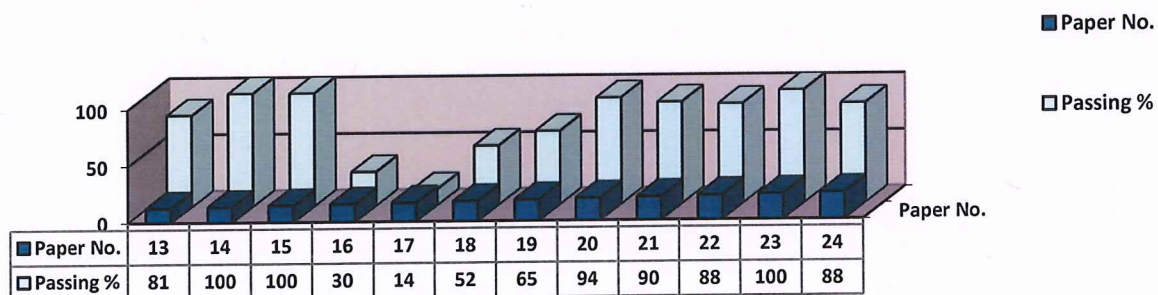
RESULT ANALYSIS OF BCA SY

A] Result

Academic Year 2018-19

Class	Sem	Paper No.	Students Appeared	Passed	Failed	Passed in I div	Passed in II div	Passing %
October 2017								
BCA SY	III	(13) EBES	21	17	4	14	3	81
BCA SY	III	(14) BL-I	21	21	0	17	4	100
BCA SY	III	(15) POM-II	20	20	0	18	1	100
BCA SY	III	(16) OOPS	20	6	14	5	1	30
BCA SY	III	(17) DS&A	21	3	18	3	0	14
BCA SY	III	(18) DBMS	21	11	10	9	2	52
March 2018								
BCA SY	IV	(19) COST	20	13	7	12	1	65
BCA SY	IV	(20) BL-II	17	16	1	13	3	94
BCA SY	IV	(21) ENT	20	18	2	18	0	90
BCA SY	IV	(22) JAVA	17	15	2	12	2	88
BCA SY	IV	(23) MISDS	20	20	0	18	2	100
BCA SY	IV	(24) NW&W	17	15	2	10	2	88

Paper wise Passing Percentage - Academic Year 2018-19



27 of 36
I/C Principal
SBES College of Arts & Commerce
Aurangabad.

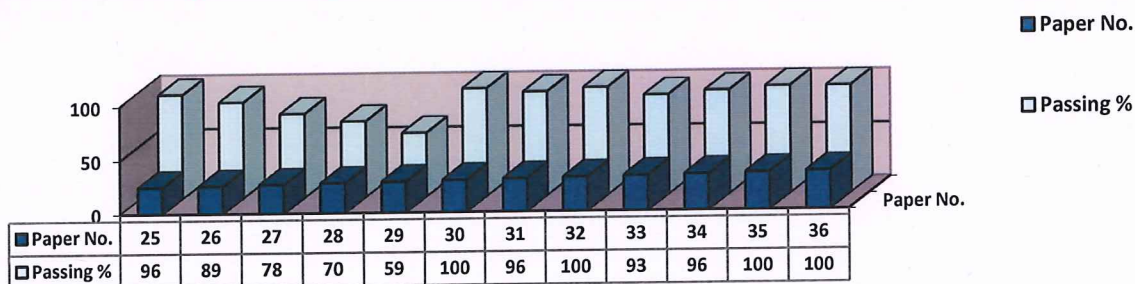
RESULT ANALYSIS OF BCA TY

A] Result

Academic Year 2018-19

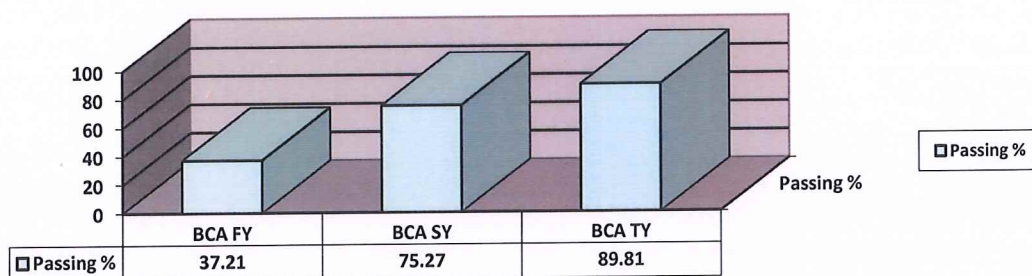
Class	Sem	Paper No.	Students Appeared	Passed	Failed	Passed in I div	Passed in II div	Passing %
October 2017								
BCA TY	V	(25) MAC	27	26	1	24	2	96
BCA TY	V	(26) OB	27	24	3	23	1	89
BCA TY	V	(27) SOFEN	27	21	6	20	1	78
BCA TY	V	(28) RDBM	27	19	8	16	3	70
BCA TY	V	(29) VB	27	16	11	15	1	59
BCA TY	V	(30) BAN&I	27	27	0	26	1	100
March 2018								
BCA TY	VI	(31) BL-III	27	26	1	25	1	96
BCA TY	VI	(32) HOSMG	27	27	0	26	1	100
BCA TY	VI	(33) ECP	27	25	2	18	7	93
BCA TY	VI	(34) SP	27	26	1	23	3	96
BCA TY	VI	(35) SYSPR	27	27	0	24	3	100
BCA TY	VI	(36) PROJ	27	27	0	27	0	100

Paper wise Passing Percentage - Academic Year 2018-19

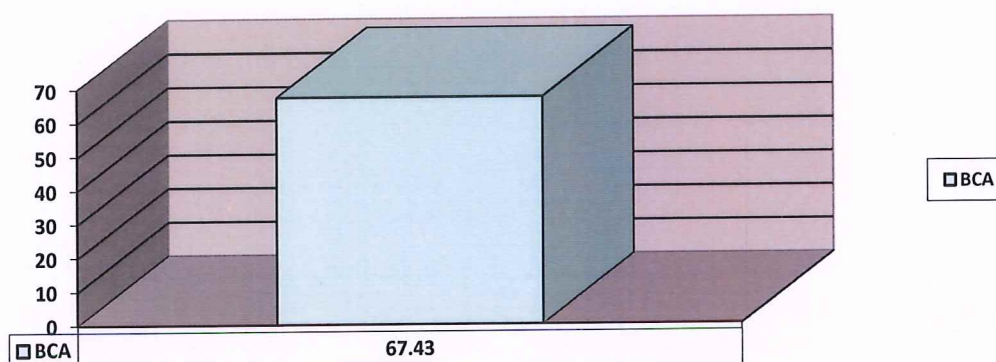


28 of 36
I/C Principal
SBES College of Arts & Commerce
Aurangabad.

Class wise Passing Percentage - Academic Year 2018-19



Passing Percentage of BCA - Academic Year 2018-19



[Signature]
 I/C Principal
 SBES College of Arts & Commerce
 Aurangabad.

11.3 BCom


RESULT ANALYSIS OF BCOM FY

A] Result

Academic Year 2018-19

Class	Sem	Paper No.	Students Appeared	Passed	Failed	Passed in I div	Passed in II div	Passing %
October 2017								
BCom FY	I	(1) IT-I	578	456	122	427	29	79
BCom FY	I	(2) ED-I	567	455	112	103	220	80
BCom FY	I	(3) BIE-I	574	404	170	227	159	70
BCom FY	I	(4) BMS-I	575	362	213	239	112	63
BCom FY	I	(5) FAC-I	577	354	223	190	141	61
March 2018								
BCom FY	II	(6) IT-II	544	458	86	452	6	84
BCom FY	II	(7) ED-II	538	499	39	256	174	93
BCom FY	II	(8) BIE-II	543	417	126	233	165	77
BCom FY	II	(9) BMS-II	542	434	108	291	131	80
BCom FY	II	(10) FAC-II	546	382	164	129	229	70

Paper wise Passing Percentage - Academic Year 2018-19



I/C Principal
SBES College of Arts & Commerce
Aurangabad.

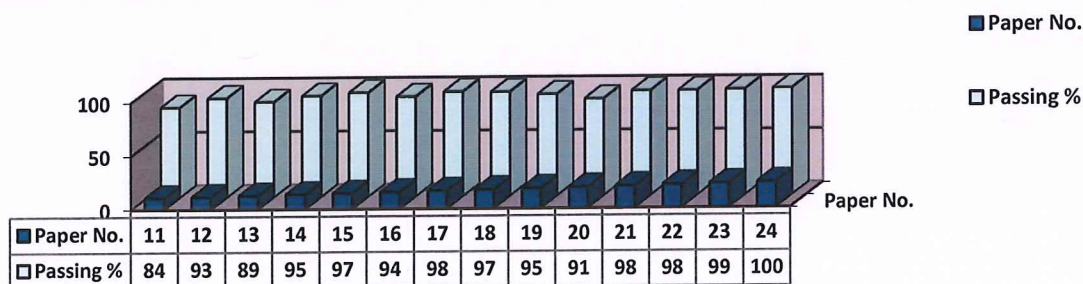
RESULT ANALYSIS OF BCOM SY

A] Result

Academic Year 2018-19

Class	Sem	Paper No.	Students Appeared	Passed	Failed	Passed in I div	Passed in II div	Passing %
October 2017								
BCom SY	III	(11) IT-III	478	403	75	344	38	84
BCom SY	III	(12) PBM-I	476	442	34	154	197	93
BCom SY	III	(13) CAC-I	479	427	52	281	77	89
BCom SY	III	(14) BRFW-I	479	453	26	162	214	95
BCom SY	III	(15) MM-I	117	114	3	59	45	97
BCom SY	III	(16) FM-I	312	292	20	98	127	94
BCom SY	III	(17) HRM-I	50	49	1	24	17	98
March 2018								
BCom SY	IV	(18) IT-IV	479	467	12	461	4	97
BCom SY	IV	(19) PBM-II	482	459	23	144	217	95
BCom SY	IV	(20) CAC-II	482	438	44	244	125	91
BCom SY	IV	(21) BRFW-II	482	473	9	179	234	98
BCom SY	IV	(22) MM-II	113	111	2	24	72	98
BCom SY	IV	(23) FM-II	315	312	3	113	164	99
BCom SY	IV	(24) HRM-II	54	54	0	26	24	100

Paper wise Passing Percentage - Academic Year 2018-19



I/C Principal
SBES College of Arts & Commerce
Aurangabad.

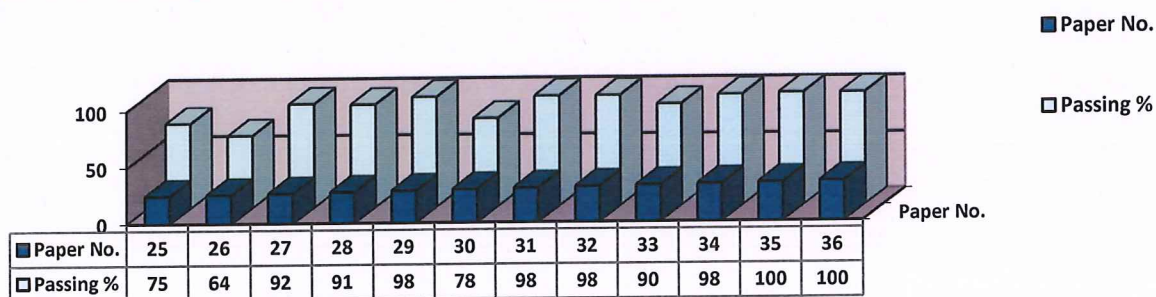
RESULT ANALYSIS OF BCOM TY

A] Result

Academic Year 2018-19

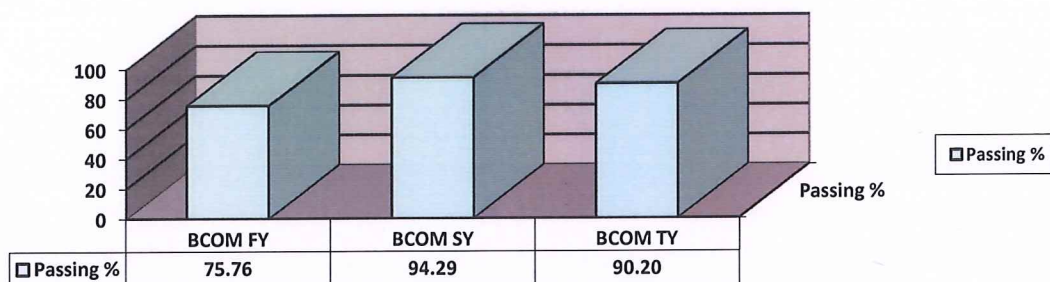
Class	Sem	Paper No.	Students Appeared	Passed	Failed	Passed in I div	Passed in II div	Passing %
October 2017								
BCom TY	V	(25) AFAC-I	411	309	102	65	125	75
BCom TY	V	(26) MAC-I	411	264	147	45	93	64
BCom TY	V	(27) COST-I	411	378	33	172	107	92
BCom TY	V	(28) TAX-I	411	375	36	203	97	91
BCom TY	V	(29) NAT-I	411	401	10	175	180	98
BCom TY	V	(30) ICT-I	411	322	89	139	106	78
March 2018								
BCom TY	VI	(31) AFAC-II	409	400	9	305	64	98
BCom TY	VI	(32) MAC-II	409	401	8	254	96	98
BCom TY	VI	(33) COST-II	409	369	40	182	106	90
BCom TY	VI	(34) TAX-II	409	402	7	201	145	98
BCom TY	VI	(35) NAT-II	409	408	1	129	241	100
BCom TY	VI	(36) ICT-II	409	408	1	233	139	100

Paper wise Passing Percentage - Academic Year 2018-19

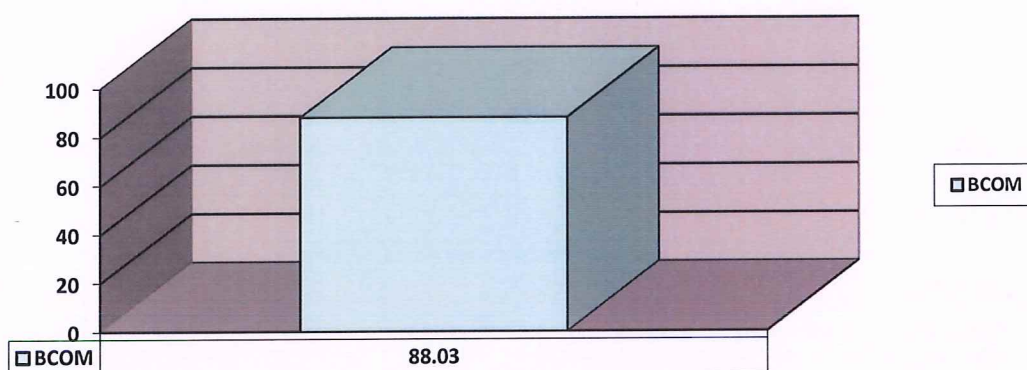


I/C Principal
SBES College of Arts & Commerce
Aurangabad.

Class wise Passing Percentage - Academic Year 2018-19



Passing Percentage of Commerce - Academic Year 2018-19



[Signature]
I/C Principal
SBES College of Arts & Commerce
 Aurangabad.

11.4 MCom

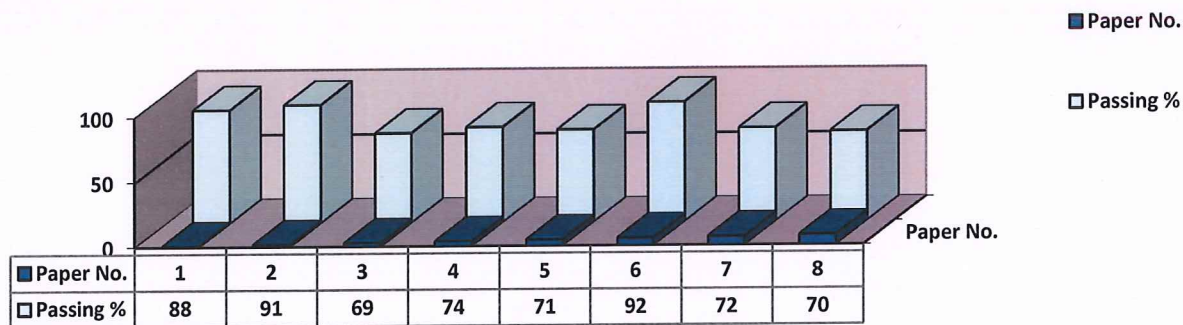
RESULT ANALYSIS OF MCOM FY

A] Result

Academic Year 2018-19

Class	Sem	Paper No.	Students Appeared	Passed	Failed	Passed in I div	Passed in II div	Passing %
October 2017								
MCom FY	I	(1) MPOB/MMC	233	204	29	52	131	88
MCom FY	I	(2) ME	221	202	19	28	137	91
MCom FY	I	(3) CFA	231	160	71	4	107	69
MCom FY	I	(4) STAT	231	170	61	55	104	74
March 2018								
MCom FY	II	(5) ACA	227	162	65	21	103	71
MCom FY	II	(6) MM	224	207	17	57	128	92
MCom FY	II	(7) FM/TPGM	227	164	63	26	105	72
MCom FY	II	(8) SM/OBWC	227	158	69	2	118	70

Paper wise Passing Percentage - Academic Year 2018-19



I/C Principal
SBES College of Arts & Commerce
Aurangabad.

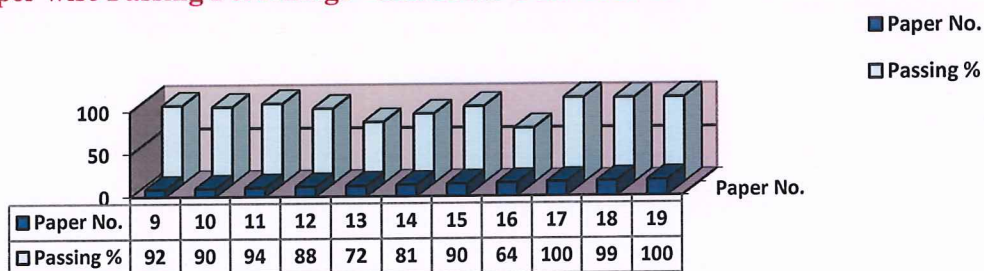
RESULT ANALYSIS OF MCOM SY

A] Result

Academic Year 2018-19

Class	Sem	Paper No.	Students Appeared	Passed	Failed	Passed in I div	Passed in II div	Passing %
October 2017								
MCom S Y	III	(9) RM	233	214	19	51	119	92
MCom S Y	III	(10) HRPD	232	209	23	64	111	90
MCom S Y	III	(11) BL	231	217	14	79	124	94
MCom S Y	III	(12) IM	157	138	19	27	92	88
MCom S Y	III	(13) AMD	75	54	21	12	32	72
MCom S Y	III	(14) SC-ED	216	176	40	24	112	81
March 2018								
MCom S Y	IV	(15) QT	219	197	22	78	105	90
MCom S Y	IV	(16) SA	219	141	78	2	82	64
MCom S Y	IV	(17) RP	212	212	0	211	1	100
MCom S Y	IV	(18) ADV	181	180	1	49	111	99
MCom S Y	IV	(19) IB	58	58	0	22	23	100

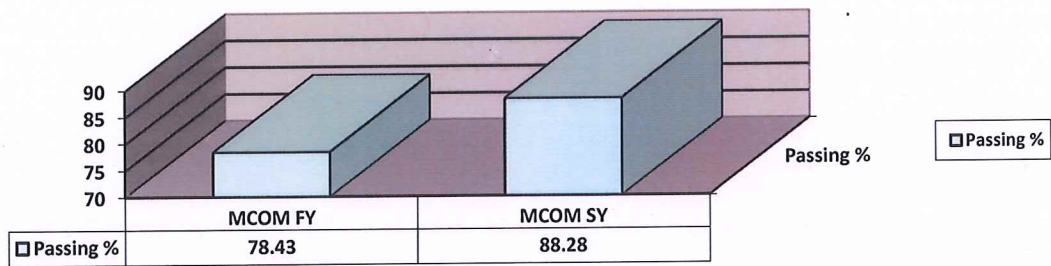
Paper wise Passing Percentage - Academic Year 2018-19



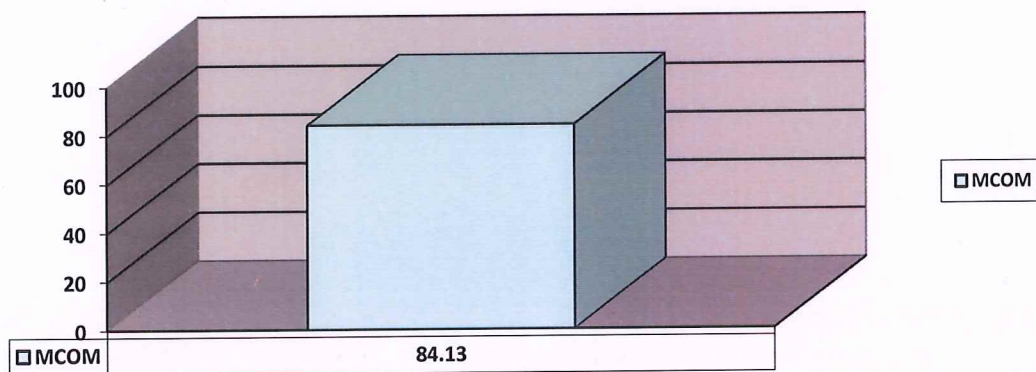
(Signature)
I/C Principal
SBES College of Arts & Commerce
Aurangabad.




Class wise Passing Percentage - Academic Year 2018-19



Passing Percentage of Commerce - Academic Year 2018-19




 I/C Principal
 SBES College of Arts & Commerce
 Aurangabad.

2019-20




SBES College of Arts and Commerce Aurangabad

Result Analysis Report (2019-20)

Internal Quality Assurance Cell





I/C Principal
SBES College of Arts & Commerce
Aurangabad.

Contents

Sr. No.	Departments	Page No
1	English	1
2	Marathi	4
3	Hindi	6
4	Dramatics	8
5	Music	10
6	Political Science	12
7	Sociology	14
8	Economics	16
9	Public Administration	18
10	History	20
11	Commerce and Management Science	
	11.1 BBA	22
	11.2 BCA	26
	11.3 BCom	30
	11.4 MCom	34




I/C Principal
SBES College of Arts & Commerce
Aurangabad.

SBES COLLEGE OF ARTS AND COMMERCE, AURANGABAD
RESULT ANALYSIS OF ENGLISH (COMMERCE & ARTS)

A] Result

Academic Year 2019-20

Class	Sem	Paper No.	Students Appeared	Passed	Failed	Passed in I div	Passed in II div	Passing %
October 2019								
BCOM FY	I	(1) CE	613	484	129	237	207	78.96
BCOM FY	I	(2) AE	87	69	18	39	26	79.31
BCOM SY	III	(3) CE	498	358	140	111	218	71.89
BCOM SY	III	(4) AE	80	64	16	54	10	80.00
BA FY	I	(5) OPT P-I	45	23	22	8	9	51.11
BA FY	I	(6) OPT P-II	45	32	13	2	15	71.11
BA FY	I	(7) CE	259	149	110	27	59	57.53
BA FY	I	(8) AE	16	16	0	8	5	100.00
BASY	III	(9) OPT P-V	37	33	4	12	14	89.19
BASY	III	(10) OPT P-VI	37	36	1	16	12	97.30
BASY	III	(11) CE	171	147	24	49	56	85.96
BASY	III	(12) AE	20	20	0	16	3	100.00
BATY	V	(13) OPT P-IX	30	28	2	14	8	93.33
BATY	V	(14) OPT P-X	30	24	6	10	6	80.00
BATY	V	(15) OPT P-XI	10	10		5	4	100.00
BATY	V	(16) OPT P-XII	11	11		9	2	100.00
March 2020								
BCOM FY	II	(17) CE	606	553	53	493	60	91.25
BCOM FY	II	(18) AE	91	58	33	55	3	63.74
BCOM SY	IV	(19) CE	519	448	71	419	29	86.32




I/C Principal
SBES College of Arts & Commerce
Aurangabad.

BCOM SY	IV	(20) AE	96	67	29	62	5	69.79
BA FY	II	(21) OPT P-III	43	43		18	21	100.00
BA FY	II	(22) OPT P-IV	43	43		16	22	100.00
BA FY	II	(23) CE	256	248	8	70	140	96.88
BA FY	II	(24) AE	19	17	2	9	8	89.47
BA SY	IV	(25) OPT P-VII	38	38		16	19	100.00
BASY	IV	(26) OPT P-VIII	38	38		15	20	100.00
BASY	IV	(27) CE	183	177	6	51	104	96.72
BASY	IV	(28) AE	19	19	0	7	9	100.00
BATY	VI	(29) OPT P-XIII	32	32		23	8	100.00
BATY	VI	(30) OPT P-XIV	32	32		28	3	100.00
BATY	VI	(31) OPT P-XV	11	11		10	1	100.00
BATY	VI	(32) OPT P-XVI	11	11		9	2	100.00

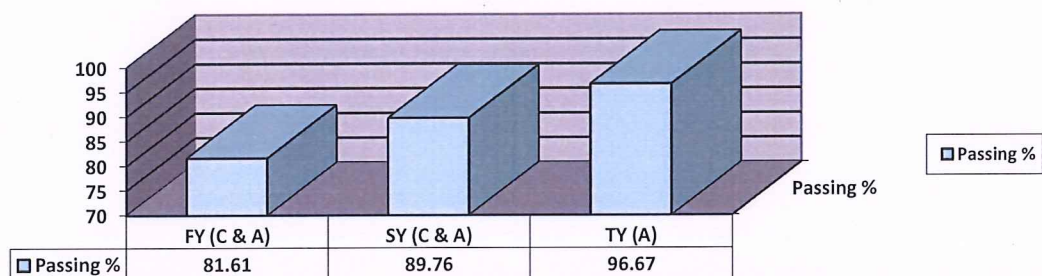


I/C Principal
SBES College of Arts & Commerce
Aurangabad.

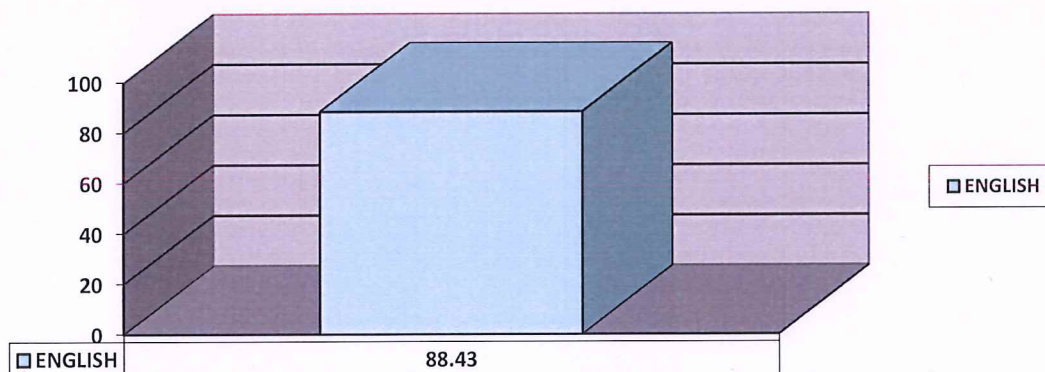
Paper wise Passing Percentage - Academic Year 2019-20



Class wise Passing Percentage - Academic Year 2019-20



Passing Percentage of English - Academic Year 2019-20



[Signature]
I/C Principal
SBES College of Arts & Commerce
Aurangabad.

SBES COLLEGE OF ARTS AND COMMERCE, AURANGABAD
RESULT ANALYSIS OF MARATHI (COMMERCE & ARTS)

A] Result

Academic Year 2019-20

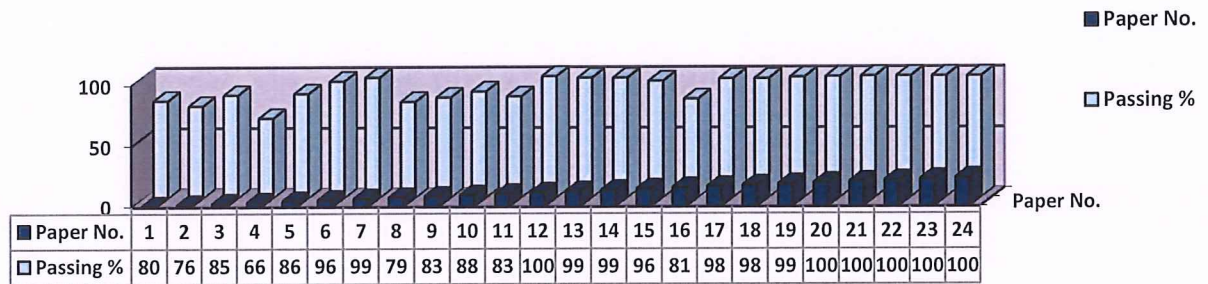
Class	Sem	Paper No.	Students Appeared	Passed	Failed	Passed in I div	Passed in II div	Passing %
October 2019								
BAFY	I	(1) I	70	56	14	14	25	80.00
BAFY	I	(2) II	70	53	17	16	24	75.71
BAFY	I	(3) SL - I	162	137	25	40	53	84.57
BCFY	I	(4) SL -I	212	139	73	66	52	65.57
BASY	III	(5) V	49	42	7	18	16	85.71
BASY	III	(6) VI	49	47	2	13	29	95.92
BASY	III	(7) SL-III	103	102	1	65	32	99.03
BCSY	III	(8) SL-III	234	185	49	124	56	79.06
BATY	V	(9) IX	40	33	7	5	14	82.50
BATY	V	(10) X	40	35	5	14	10	87.50
BATY	V	(11) XI	6	5	1	5	0	83.33
BATY	V	(12) XII	6	6	0	6	0	100.00
March 2020								
BAFY	II	(13) III	69	68	1	18	42	98.55
BAFY	II	(14) IV	69	68	1	23	37	98.55
BAFY	II	(15) SL- II	148	142	6	50	77	95.95
BCFY	II	(16) SL-II	214	174	40	152	21	81.31
BASY	IV	(17) VII	51	50	1	9	36	98.04
BASY	IV	(18) VIII	51	50	1	10	34	98.04
BASY	IV	(19) SL-IV	110	109	1	43	61	99.09



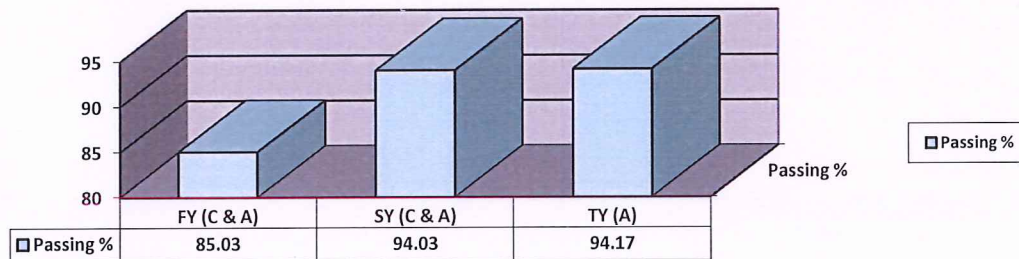
I/C Principal
SBES College of Arts & Commerce
Aurangabad.

BCSY	IV	(20) SL-IV	221	220	1	211	9	99.55
BATY	VI	(21) XIII	40	40	0	22	8	100.00
BATY	VI	(22) XIV	40	40	0	30	6	100.00
BATY	VI	(23) XV	6	6	0	6	0	100.00
BATY	VI	(24) XVI	6	6	0	6	0	100.00

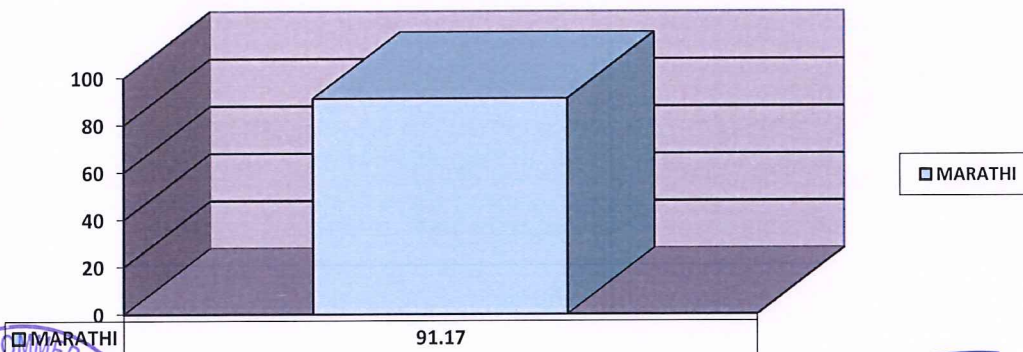
Paper wise Passing Percentage - Academic Year 2019-20



Class wise Passing Percentage - Academic Year 2019-20



Passing Percentage of Hindi - Academic Year 2019-20




I/C Principal
SBES College of Arts & Commerce
Aurangabad.

SBES COLLEGE OF ARTS AND COMMERCE, AURANGABAD
RESULT ANALYSIS OF HINDI (COMMERCE & ARTS)

A] Result

Academic Year 2019-20

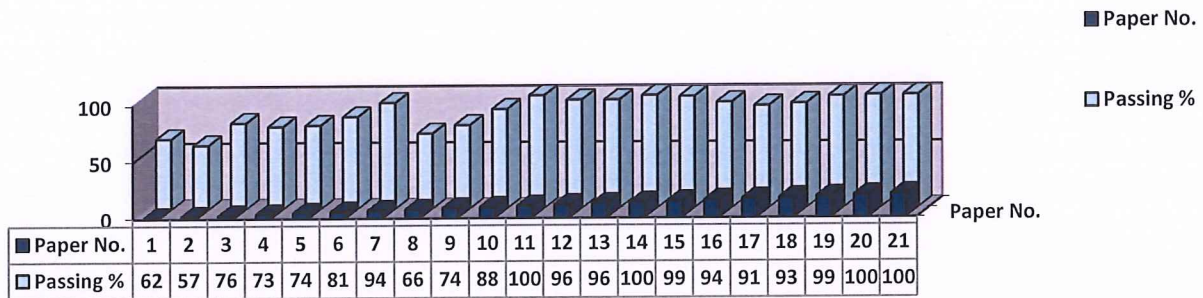
Class	Sem	Paper No.	Students Appeared	Passed	Failed	Passed in I div	Passed in II div	Passing %
October 2019								
BAFY	I	(1) I	53	33	20	7	14	62.26
BAFY	I	(2) II	53	30	23	5	10	56.60
BAFY	I	(3) SL - I	88	67	21	13	28	76.14
BCFY	I	(4) SL -I	389	284	105	153	131	73.01
BASY	III	(5) V	27	20	7	3	6	74.07
BASY	III	(6) VI	27	22	5	8	7	81.48
BASY	III	(7) SL-III	49	46	3	12	22	93.88
BCSY	III	(8) SL-III	197	131	66	69	55	66.50
BATY	V	(9) IX	23	17	6	5	5	73.91
BATY	V	(10) X	25	22	3	4	7	88.00
BATY	V	(11) XI	1	1	0	0	0	100.00
March 2020								
BAFY	II	(12) III	50	48	2	14	27	96.00
BAFY	II	(13) IV	50	48	2	15	26	96.00
BAFY	II	(14) SL- II	84	84	0	22	42	100.00
BCFY	II	(15) SL-II	379	375	4	304	71	98.94
BASY	IV	(16) VII	32	30	2	11	13	93.75
BASY	IV	(17) VIII	32	29	3	9	9	90.63
BASY	IV	(18) SL-IV	54	50	4	9	31	92.59
BCSY	IV	(19) SL-IV	201	199	2	191	8	99.00



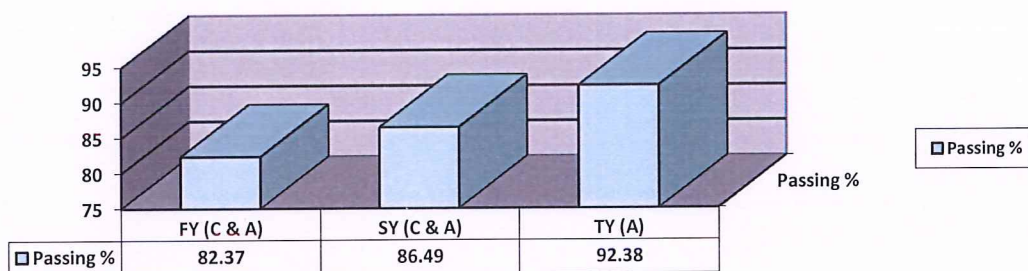
I/C Principal
SBES College of Arts & Commerce
Aurangabad.

BATY	VI	(20) XIII	23	23	0	19	3	100.00
BATY	VI	(21) XIV	21	21	0	19	2	100.00

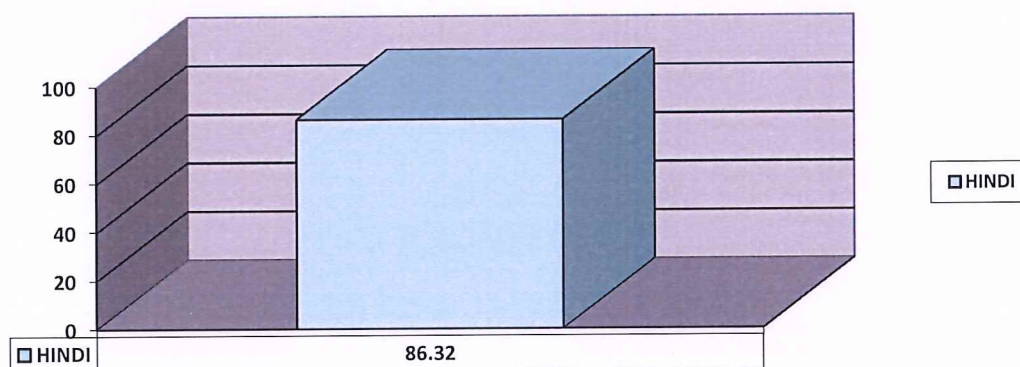
Paper wise Passing Percentage - Academic Year 2019-20



Class wise Passing Percentage - Academic Year 2019-20



Passing Percentage of Hindi - Academic Year 2019-20



[Signature]
I/C Principal
SBES College of Arts & Commerce
Aurangabad.


SBES COLLEGE OF ARTS AND COMMERCE, AURANGABAD
RESULT ANALYSIS OF DRAMATICS

A] Result

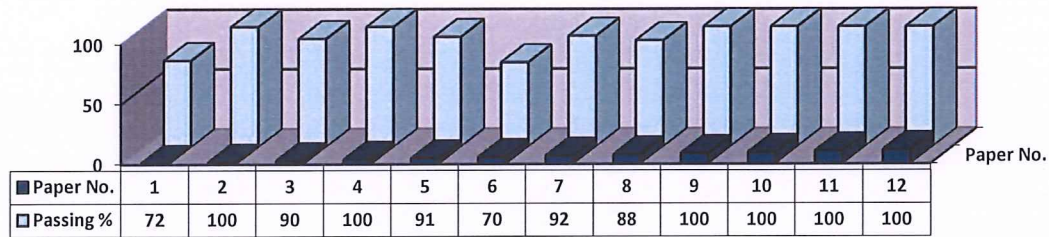
Academic Year 2019-20

Class	Se m	Paper No.	Students Appeared	Passed	Failed	Passed in I div	Passed in II div	Passing %
October 2019								
BAFY	I	(1) I	57	41	16	1	8	71.93
BASY	III	(2) III	23	23	0	9	4	100.00
BATY	V	(3) V Common	20	18	2	4	5	90.00
BATY	V	(4) VI Special	8	8	0	5	2	100.00
March 2020								
BAFY	II	(5) II	47	43	4	12	18	91.49
BAFY	II	(6) Practical	47	33	14	9	21	70.21
BASY	IV	(7) IV	26	24	2	1	16	92.31
BASY	IV	(8) Practical	26	23	3	14	8	88.46
BATY	VI	(9) VII (Comm)	22	22	0	14	8	100.00
BATY	VI	(10) Practical (Comm)	22	22	0	20	2	100.00
BATY	VI	(11) VIII (Main)	8	8	0	7	0	100.00
BATY	VI	(12) Practical (Main)	8	8	0	8	0	100.00





I/C Principal
SBES College of Arts & Commerce
Aurangabad.

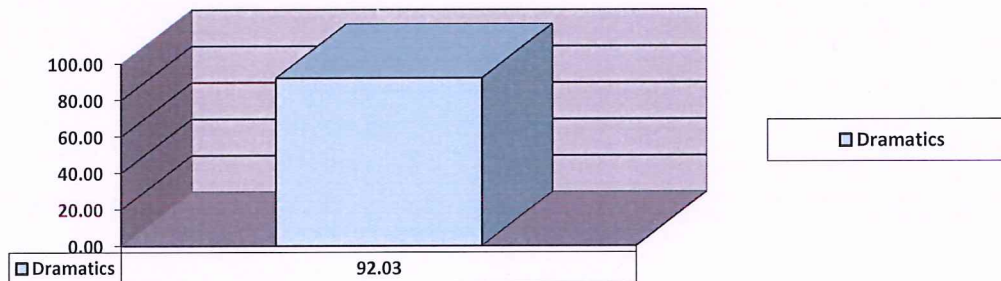
Paper wise Passing Percentage - Academic Year 2019-20




Class wise Passing Percentage - Academic Year 2019-20



Passing Percentage of Dramatics - Academic Year 2019-20




 I/C Principal
 SBES College of Arts & Commerce
 Aurangabad.


SBES COLLEGE OF ARTS AND COMMERCE, AURANGABAD
RESULT ANALYSIS OF MUSIC

A] Result

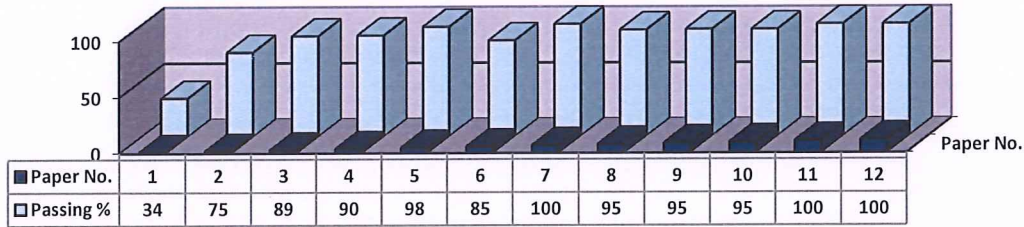
Academic Year 2019-20

Class	Sem	Paper No.	Students Appeared	Passed	Failed	Passed in I div	Passed in II div	Passing %
October 2019								
BAFY	I	(1) T-1	50	17	33	5	12	34.00
BASY	III	(2) T-5	20	15	5	5	10	75.00
BATY	V	(3) T- 9	19	17	2	6	11	89.47
BATY	V	(4) T-11	10	9	1	6	3	90.00
March 2020								
BAFY	II	(5) T-3	41	40	1	12	28	97.56
BAFY	I, II	(6) P-2, 4	41	35	6	35	0	85.37
BASY	IV	(7) T- 7	19	19	--	6	13	100.00
BASY	III, IV	(8) P-6, 8	19	18	1	18	0	94.74
BATY	V, VI	(9) P- 10, 12	21	20	1	20	0	95.24
BATY	VI	(10) T- 13	21	20	1	16	4	95.24
BATY	VI	(11) T-15	11	11	0	11	0	100.00
BATY	V, VI	(12) P- 14, 16	11	11	0	11	0	100.00

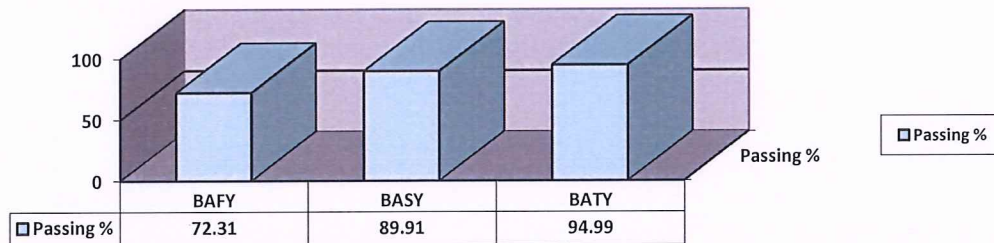



I/C Principal
SBES College of Arts & Commerce
Aurangabad.

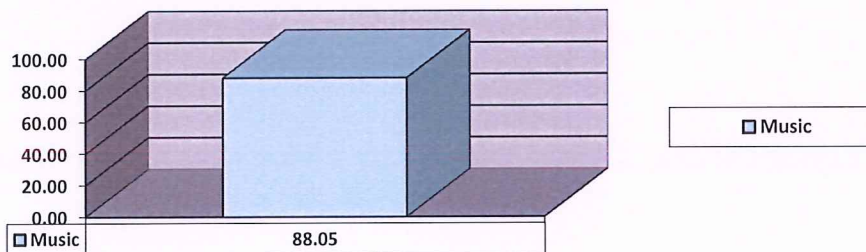
Paper wise Passing Percentage - Academic Year 2019-20




Class wise Passing Percentage - Academic Year 2019-20



Passing Percentage of Music - Academic Year 2019-20




 I/C Principal
 SBES College of Arts & Commerce
 Aurangabad.


SBES COLLEGE OF ARTS AND COMMERCE, AURANGABAD
RESULT ANALYSIS OF POLITICAL SCIENCE

A] Result

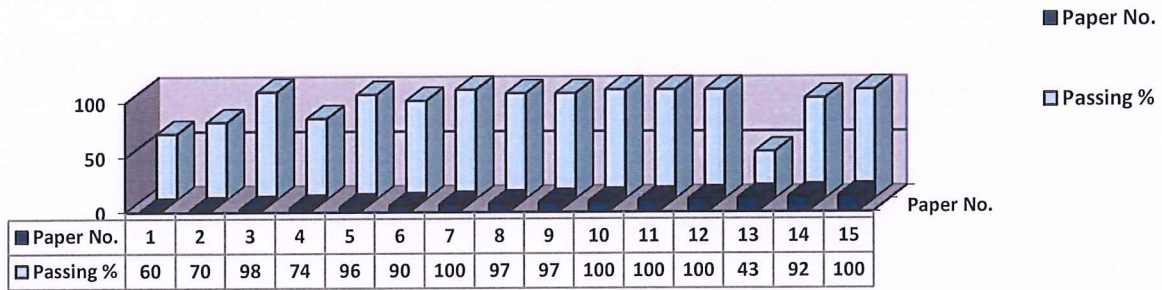
Academic Year 2019-20

Class	Sem	Paper No.	Students Appeared	Passed	Failed	Passed in I div	Passed in II div	Passing %
October 2019								
BAFY	I	(1) 101	152	91	61	9	45	59.87
BAFY	I	(2) 102	152	107	45	17	51	70.39
BASY	III	(3) 105	99	97	2	26	50	97.98
BASY	III	(4) 106	99	73	26	28	26	73.74
BATY	V	(5) 109	90	86	4	46	26	95.56
BATY	V	(6) 110	90	81	9	27	27	90.00
BATY	V	(7) 111	39	39	0	21	10	100.00
March 2020								
BAFY	II	(8) 103	147	142	5	45	74	96.60
BAFY	II	(9) 104	147	142	5	43	78	96.60
BASY	IV	(10) 107	105	105	0	37	59	100.00
BASY	IV	(11) 108	105	105	0	33	56	100.00
BATY	VI	(12) 113	90	90	0	76	9	100.00
BATY	VI	(13) 114	90	39	51	31	5	43.33
BATY	VI	(14) 115	39	36	3	36	0	92.31
BATY	VI	(15) 116	39	39	0	0	0	100.00

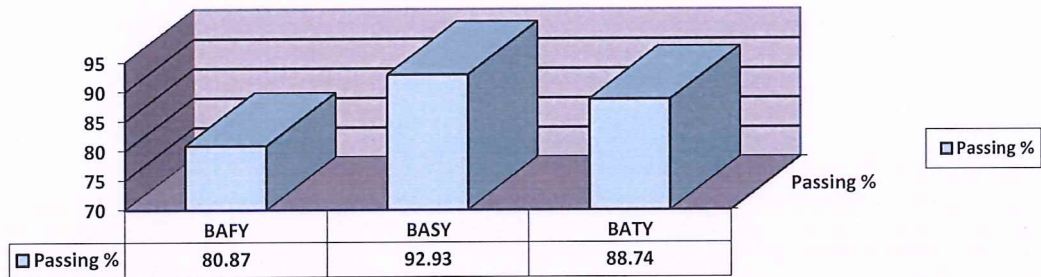



I/C Principal
SBES College of Arts & Commerce
Aurangabad.

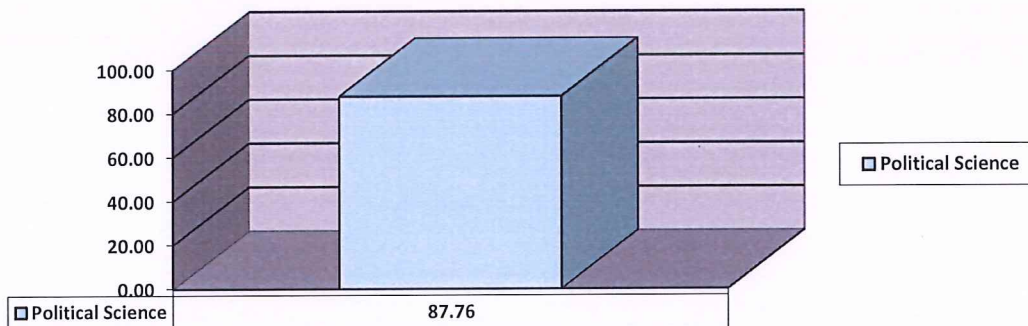
Paper wise Passing Percentage - Academic Year 2019-20



Class wise Passing Percentage - Academic Year 2019-20



Passing Percentage of Political Science - Academic Year 2019-20



[Signature]
I/C Principal
SBES College of Arts & Commerce
Aurangabad.


SBES COLLEGE OF ARTS AND COMMERCE, AURANGABAD
RESULT ANALYSIS OF SOCIOLOGY

A] Result

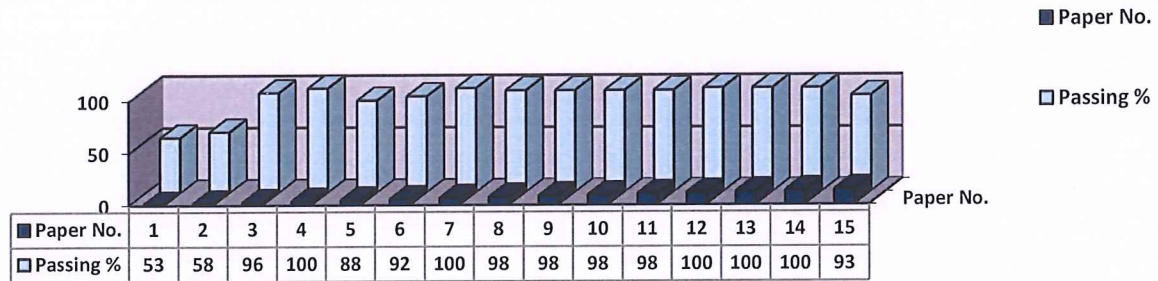
Academic Year 2019-20

Class	Sem	Paper No.	Students Appeared	Passed	Failed	Passed in I div	Passed in II div	Passing %
October 2019								
BAFY	I	(1) I	55	29	26	1	14	52.73
BAFY	I	(2) II	55	32	23	1	13	58.18
BASY	III	(3) V	47	45	2	21	15	95.74
BASY	III	(4) VI	47	47	0	21	18	100.00
BATY	V	(5) IX	51	45	6	6	22	88.24
BATY	V	(6) X	51	47	4	10	15	92.16
BATY	V	(7) XI	29	29	0	10	6	100.00
March 2020								
BAFY	II	(8) III	44	43	1	13	21	97.73
BAFY	II	(9) IV	44	43	1	13	22	97.73
BASY	IV	(10) VII	46	45	1	16	25	97.83
BASY	IV	(11) VIII	46	45	1	15	25	97.83
BATY	VI	(12) XIII	51	51	0	33	15	100.00
BATY	VI	(13) XIV	51	51	0	43	6	100.00
BATY	VI	(14) XV	27	27	0	18	9	100.00
BATY	VI	(15) XVI	27	25	2	23	0	92.59

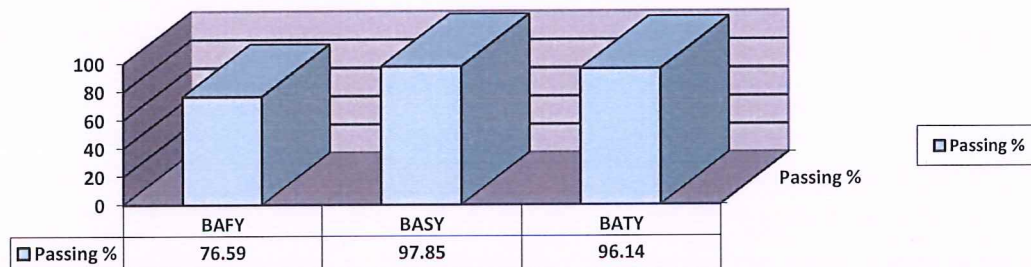



I/C Principal
SBES College of Arts & Commerce
Aurangabad.

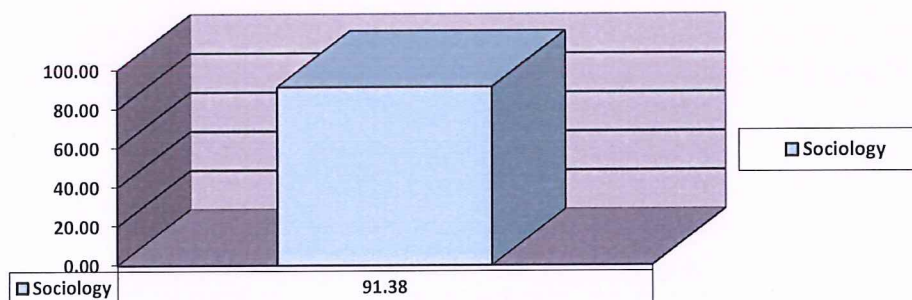
Paper wise Passing Percentage - Academic Year 2019-20




Class wise Passing Percentage - Academic Year 2019-20



Passing Percentage of Sociology - Academic Year 2019-20




 I/C Principal
 SBES College of Arts & Commerce
 Aurangabad. 15 of 36

SBES COLLEGE OF ARTS AND COMMERCE, AURANGABAD
RESULT ANALYSIS OF ECONOMICS

A] Result

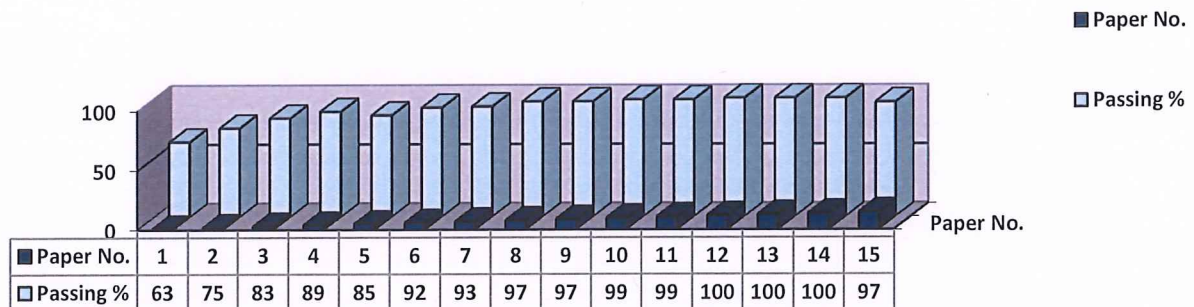
Academic Year 2019-20

Class	Sem	Paper No.	Students Appeared	Passed	Failed	Passed in I div	Passed in II div	Passing %
October 2019								
BAFY	I	(1) 1	95	60	35	7	19	63.16
BAFY	I	(2) 2	95	71	24	4	25	74.74
BASY	III	(3) 5	71	59	12	13	26	83.10
BASY	III	(4) 6	71	63	8	8	33	88.73
BATY	V	(5) 9	62	53	9	9	28	85.48
BATY	V	(6) 10	62	57	5	23	30	91.94
BATY	V	(7) 11	28	26	2	13	7	92.86
March 2020								
BAFY	II	(8) 3	103	100	3	21	56	97.09
BAFY	II	(9) 4	103	100	3	20	51	97.09
BASY	IV	(10) 7	76	75	1	23	47	98.68
BASY	IV	(11) 8	76	75	1	22	50	98.68
BATY	VI	(12) 12	62	62	0	33	16	100.00
BATY	VI	(13) 13	62	62	0	52	7	100.00
BATY	VI	(14) 14	29	29	0	22	4	100.00
BATY	VI	(15) 15	29	28	1	27	1	96.55

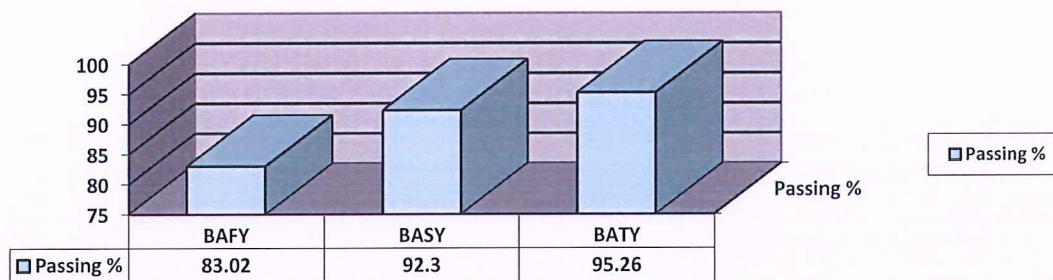


I/C Principal
SBES College of Arts & Commerce
Aurangabad.

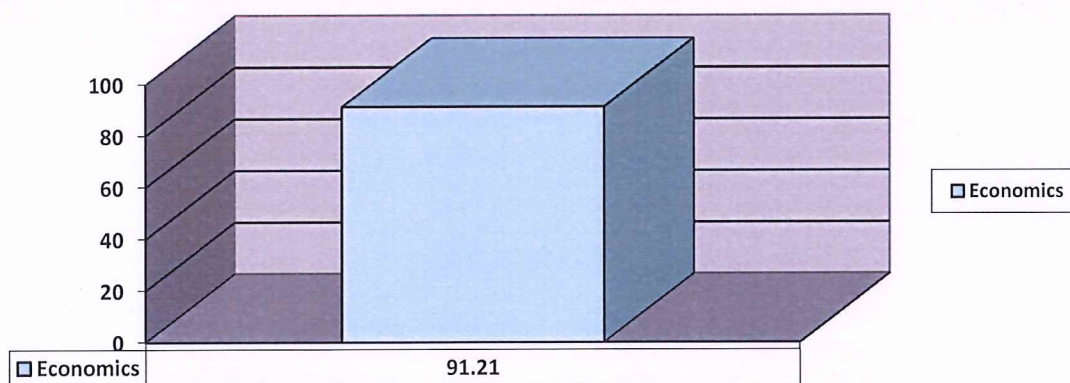
Paper wise Passing Percentage - Academic Year 2019-20




Class wise Passing Percentage - Academic Year 2019-20



Passing Percentage of Economics - Academic Year 2019-20




I/C Principal
SBES College of Arts & Commerce
Aurangabad.

SBES COLLEGE OF ARTS AND COMMERCE, AURANGABAD
RESULT ANALYSIS OF PUBLIC ADMINISTRATION

A] Result

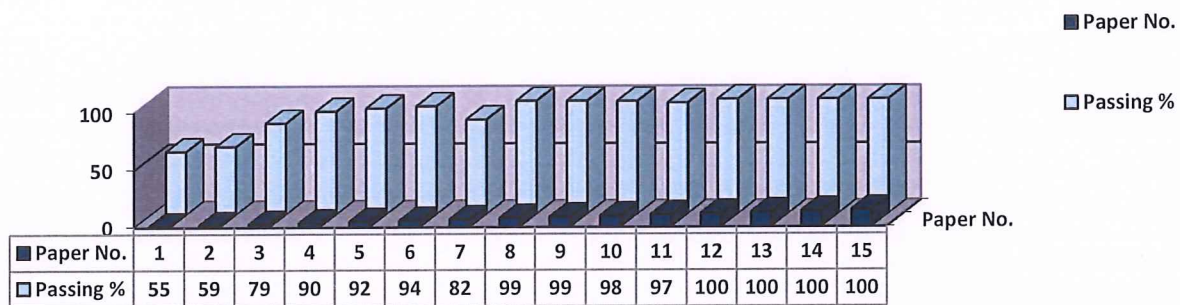
Academic Year 2019-20

Class	Sem	Paper No.	Students Appeared	Passed	Failed	Passed in I div	Passed in II div	Passing %
October 2019								
BAFY	I	(1) 1	73	40	33	9	9	54.79
BAFY	I	(2) 2	73	43	30	5	17	58.90
BASY	III	(3) 5	58	46	12	12	21	79.31
BASY	III	(4) 6	58	52	6	9	24	89.66
BATY	V	(5) 9	51	47	4	9	23	92.16
BATY	V	(6) 10	51	48	3	17	14	94.12
BATY	V	(7) 11	17	14	3	5	5	82.35
March 2020								
BAFY	II	(8) 3	70	69	1	21	41	98.57
BAFY	II	(9) 4	70	69	1	21	42	98.57
BASY	IV	(10) 7	62	61	1	21	28	98.39
BASY	IV	(11) 8	62	60	2	21	34	96.77
BATY	VI	(12) 12	56	56	0	43	6	100.00
BATY	VI	(13) 13	56	56	0	47	4	100.00
BATY	VI	(14) 14	20	20	0	16	3	100.00
BATY	VI	(15) 15	20	20	0	20	0	100.00

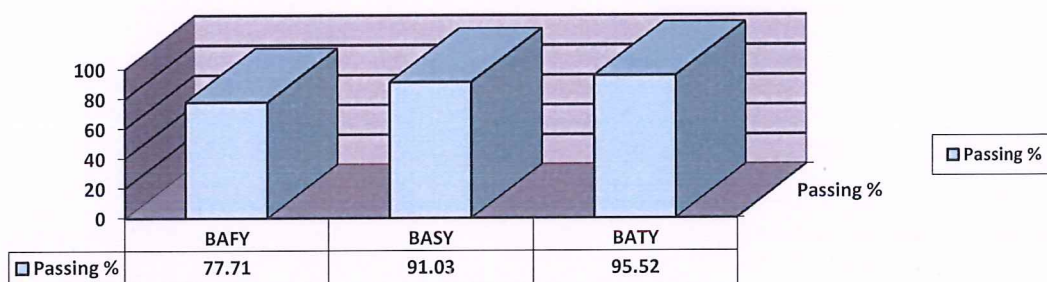


I/C Principal
SBES College of Arts & Commerce
Aurangabad.

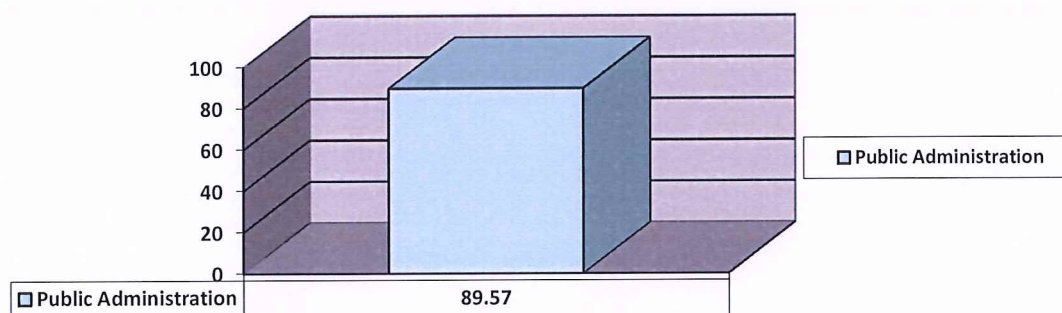
Paper wise Passing Percentage - Academic Year 2019-20



Class wise Passing Percentage - Academic Year 2019-20



Passing Percentage of Public Administration - Academic Year 2019-20



I/C Principal
SBES College of Arts & Commerce
Aurangabad.


SBES COLLEGE OF ARTS AND COMMERCE, AURANGABAD
RESULT ANALYSIS OF HISTORY

A] Result

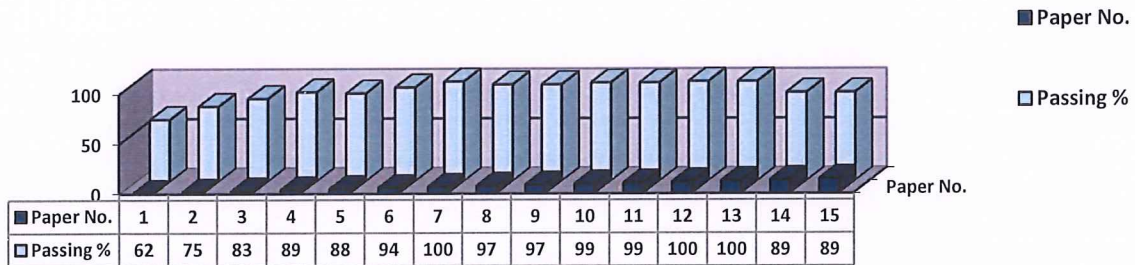
Academic Year 2019-20

Class	Sem	Paper No.	Students Appeared	Passed	Failed	Passed in I div	Passed in II div	Passing %
October 2019								
BAFY	I	(1) I	142	88	54	7	35	61.97
BAFY	I	(2) II	137	103	34	23	29	75.18
BASY	III	(3) V	76	63	13	18	27	82.89
BASY	III	(4) VI	76	68	8	10	27	89.47
BATY	V	(5) IX	76	67	9	17	31	88.16
BATY	V	(6) X	86	81	5	25	36	94.19
BATY	V	(7) XI	10	10	0	2	5	100.00
March 2020								
BAFY	II	(8) III	129	125	4	37	65	96.90
BAFY	II	(9) IV	129	125	4	38	60	96.90
BASY	IV	(10) VII	79	78	1	20	46	98.73
BASY	IV	(11) VIII	79	78	1	20	48	98.73
BATY	VI	(12) XIII	86	86	0	47	17	100.00
BATY	VI	(13) XIV	86	86	0	70	10	100.00
BATY	VI	(14) XV	9	8	1	8	0	88.89
BATY	VI	(15) XVI	9	8	1	8	0	88.89

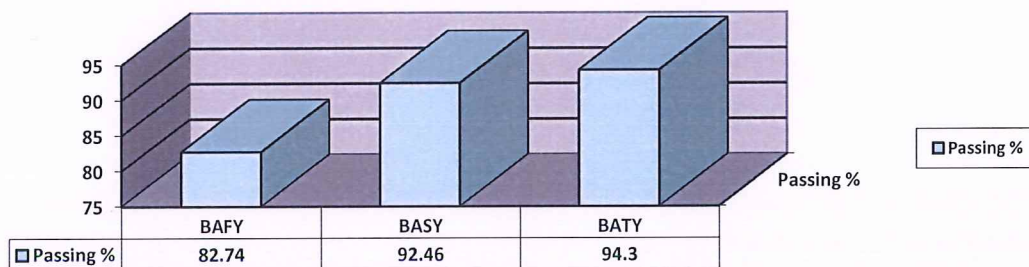



I/C Principal
SBES College of Arts & Commerce
Aurangabad.

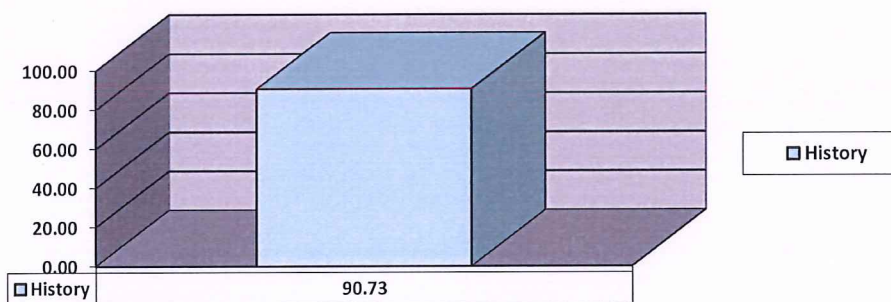
Paper wise Passing Percentage - Academic Year 2019-20




Class wise Passing Percentage - Academic Year 2019-20



Passing Percentage of History - Academic Year 2019-20




 I/C Principal
 SBES College of Arts & Commerce
 Aurangabad.

SBES COLLEGE OF ARTS AND COMMERCE, AURANGABAD

11.1 BBA

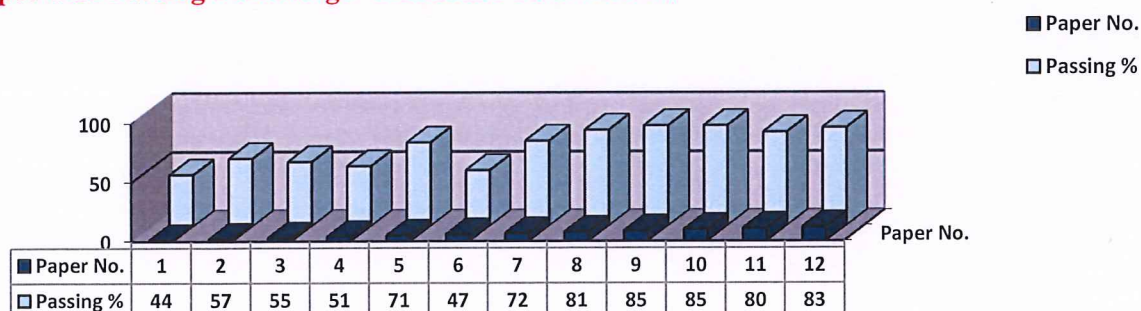
RESULT ANALYSIS OF BBA FY

A] Result

Academic Year 2019-20

Class	Sem	Paper No.	Students Appeared	Passed	Failed	Passed in I div	Passed in II div	Passing %
October 2019								
BBA FY	I	(1) AC-I	55	24	31	14	10	43.64
BBA FY	I	(2) MP-I	54	31	23	14	6	57.41
BBA FY	I	(3) BO	55	30	25	12	16	54.55
BBA FY	I	(4) BMS	55	28	27	11	17	50.91
BBA FY	I	(5) HCB	55	39	16	19	18	70.91
BBA FY	I	(6) IT-FN	55	26	29	5	21	47.27
March 2020								
BBA FY	II	(7) AC-II	54	39	15	39	0	72.22
BBA FY	II	(8) MP-II	54	44	10	44	0	81.48
BBA FY	II	(9) BE	54	46	8	46	0	85.19
BBA FY	II	(10) ENV-I	54	46	8	46	0	85.19
BBA FY	II	(11) AP	54	43	11	43	0	79.63
BBA FY	II	(12) ITAP-I	54	45	9	45	0	83.33

Paper wise Passing Percentage - Academic Year 2019-20



[Signature]
I/C Principal
SBES College of Arts & Commerce
Aurangabad.


RESULT ANALYSIS OF BBA SY

A] Result

Academic Year 2019-20

Class	Sem	Paper No.	Students Appeared	Passed	Failed	Passed in I div	Passed in II div	Passing %
October 2019								
BBA SY	III	(13) COST-I	33	25	8	16	8	75.76
BBA SY	III	(14) MP-III	33	28	5	23	4	84.85
BBA SY	III	(15) HFB	31	25	6	19	5	80.65
BBA SY	III	(16) BL-I	32	28	4	22	6	87.50
BBA SY	III	(17) ENV-II	33	26	7	15	9	78.79
BBA SY	III	(18) ENT	34	30	4	18	6	88.24
March 2020								
BBA SY	IV	(19) COST-II	33	27	6	12	15	81.82
BBA SY	IV	(20) MP-IV	33	31	2	16	15	93.94
BBA SY	IV	(21) OE&C	33	30	3	15	15	90.91
BBA SY	IV	(22) BL-II	33	30	3	16	14	90.91
BBA SY	IV	(23) OR	33	29	4	15	14	87.88
BBA SY	IV	(24) ITAP-II	27	27	0	27	0	100.00

Paper wise Passing Percentage - Academic Year 2019-20



[Signature]
I/C Principal
SBES College of Arts & Commerce
Aurangabad.

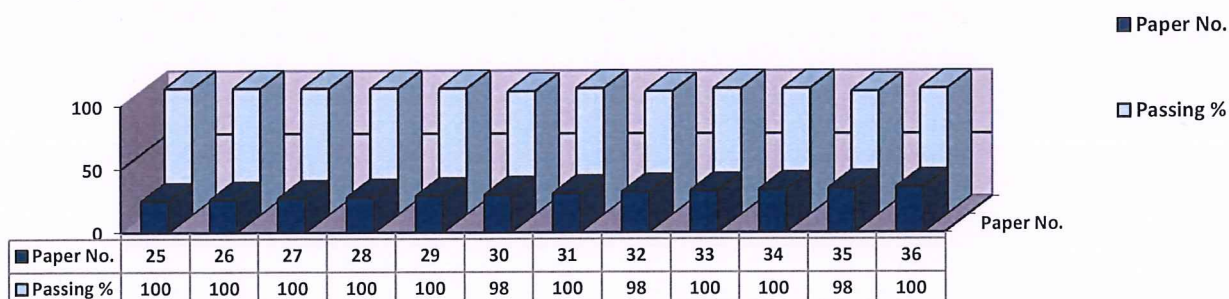
RESULT ANALYSIS OF BBA TY

A] Result

Academic Year 2019-20

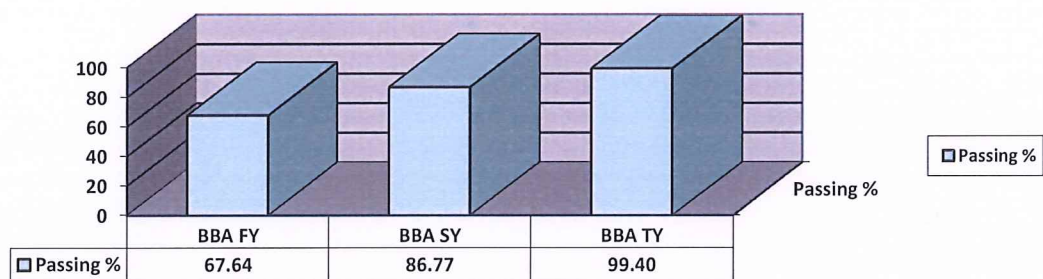
Class	Sem	Paper No.	Students Appeared	Passed	Failed	Passed in I div	Passed in II div	Passing %
October 2019								
BBA TY	V	(25) MAC	42	42	0	41	1	100.00
BBA TY	V	(26) MP-V	42	42	0	41	0	100.00
BBA TY	V	(27) CM-I	42	42	0	42	0	100.00
BBA TY	V	(28) TL-I	42	42	0	39	1	100.00
BBA TY	V	(29) IAB	42	42	0	41	1	100.00
BBA TY	V	(30) EB&I	42	41	1	36	5	97.62
March 2020								
BBA TY	VI	(31) AUD	42	42	0	42	0	100.00
BBA TY	VI	(32) MP-VI	42	41	1	41	0	97.62
BBA TY	VI	(33) CM-II	42	42	0	42	0	100.00
BBA TY	VI	(34) TL-II	42	42	0	42	0	100.00
BBA TY	VI	(35) MSS	42	41	1	34	0	97.62
BBA TY	VI	(36) PROJ	42	42	0	42	0	100.00

Paper wise Passing Percentage - Academic Year 2019-20

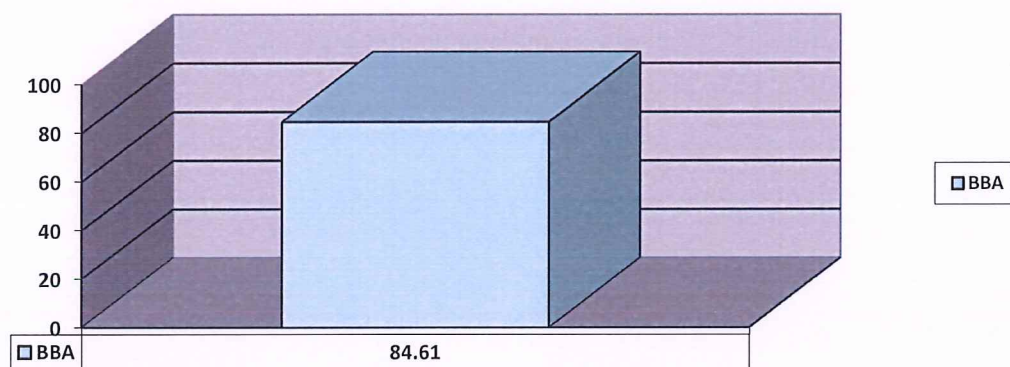



I/C Principal
SBES College of Arts & Commerce
Aurangabad.

Class wise Passing Percentage - Academic Year 2019-20



Passing Percentage of BBA - Academic Year 2019-20




 I/C Principal
 SBES College of Arts & Commerce
 Aurangabad.

11.2 BCA

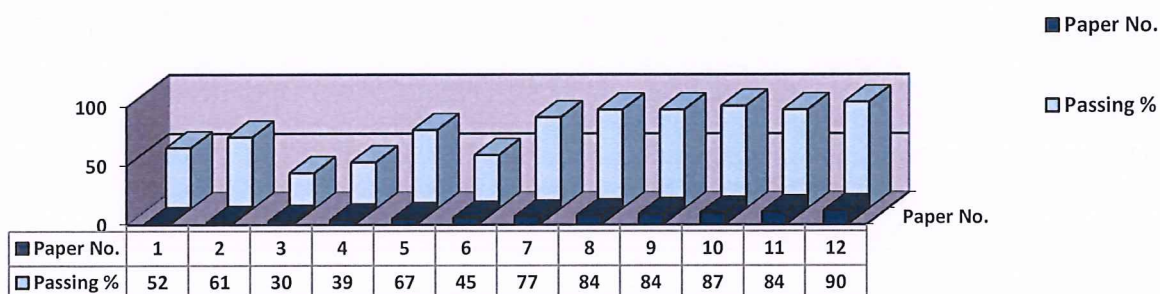
RESULT ANALYSIS OF BCA FY

A] Result

Academic Year 2019-20

Class	Sem	Paper No.	Students Appeared	Passed	Failed	Passed in I div	Passed in II div	Passing %
October 2019								
BCA FY	I	(1) AC-I	33	17	16	10	7	51.52
BCA FY	I	(2) IE	33	20	13	11	9	60.61
BCA FY	I	(3) BMS	33	10	23	4	6	30.30
BCA FY	I	(4) OAT	33	13	20	3	10	39.39
BCA FY	I	(5) CS	33	22	11	7	15	66.67
BCA FY	I	(6) OS-I	33	15	18	9	0	45.45
March 2020								
BCA FY	II	(7) AC-II	31	24	7	24	0	77.42
BCA FY	II	(8) IO	31	26	5	25	1	83.87
BCA FY	II	(9) MATH	31	26	5	25	1	83.87
BCA FY	II	(10) PR.C	31	27	4	27	0	87.10
BCA FY	II	(11) POM-I	31	26	5	26	0	83.87
BCA FY	II	(12) OS-II	31	28	3	28	0	90.32

Paper wise Passing Percentage - Academic Year 2019-20



[Signature]
I/C Principal
SBES College of Arts & Commerce
Aurangabad.

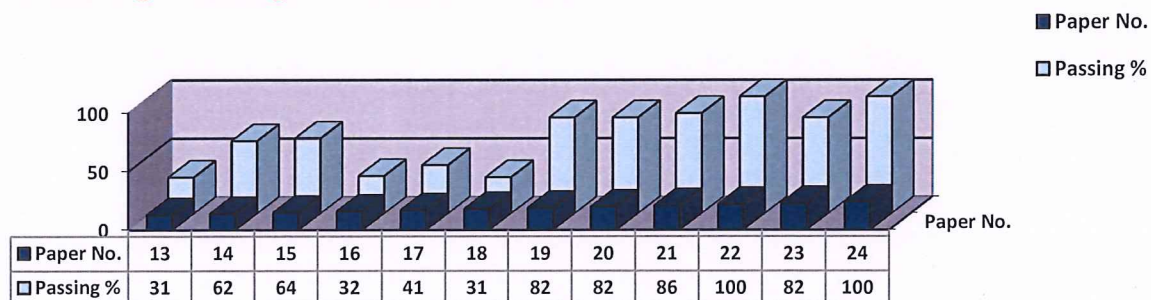
RESULT ANALYSIS OF BCA SY

A] Result

Academic Year 2019-20

Class	Sem	Paper No.	Students Appeared	Passed	Failed	Passed in I div	Passed in II div	Passing %
October 2019								
BCA SY	III	(13) EBES	29	9	20	3	6	31.03
BCA SY	III	(14) BL-I	29	18	11	8	9	62.07
BCA SY	III	(15) POM-II	28	18	10	5	12	64.29
BCA SY	III	(16) OOPS	28	9	19	9	0	32.14
BCA SY	III	(17) DS&A	29	12	17	12	0	41.38
BCA SY	III	(18) DBMS	29	9	20	3	6	31.03
March 2020								
BCA SY	IV	(19) COST	28	23	5	22	1	82.14
BCA SY	IV	(20) BL-II	28	23	5	18	5	82.14
BCA SY	IV	(21) ENT	28	24	4	22	2	85.71
BCA SY	IV	(22) JAVA	22	22	0	22	0	100.00
BCA SY	IV	(23) MISDS	28	23	5	21	2	82.14
BCA SY	IV	(24) NW&W	22	22	0	22	0	100.00

Paper wise Passing Percentage - Academic Year 2019-20



[Signature]
I/C Principal
SBES College of Arts & Commerce
Aurangabad.

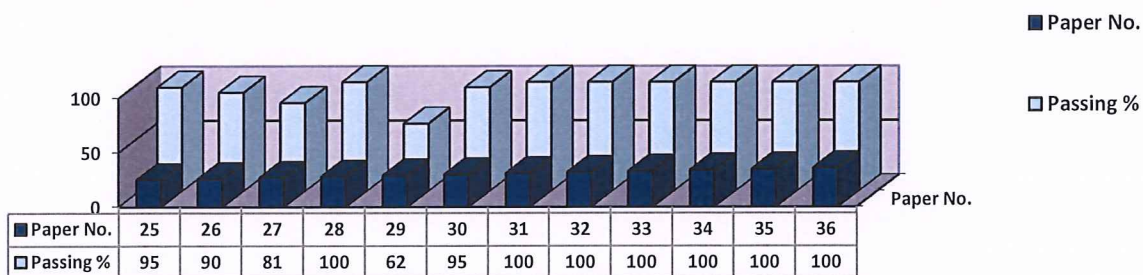
RESULT ANALYSIS OF BCA TY


A] Result

Academic Year 2019-20

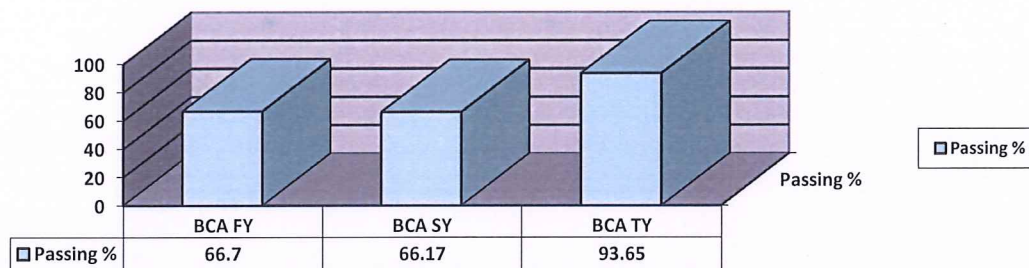
Class	Sem	Paper No.	Students Appeared	Passed	Failed	Passed in I div	Passed in II div	Passing %
October 2019								
BCA TY	V	(25) MAC	21	20	1	20	0	95.24
BCA TY	V	(26) OB	21	19	2	17	2	90.48
BCA TY	V	(27) SOFEN	21	17	4	13	3	80.95
BCA TY	V	(28) RDBM	20	20	0	17	3	100.00
BCA TY	V	(29) VB	21	13	8	11	0	61.90
BCA TY	V	(30) BAN&I	21	20	1	20	0	95.24
March 2020								
BCA TY	VI	(31) BL-III	20	20	0	19	1	100.00
BCA TY	VI	(32) HOSMG	20	20	0	20	0	100.00
BCA TY	VI	(33) ECP	20	20	0	19	1	100.00
BCA TY	VI	(34) SP	20	20	0	19	1	100.00
BCA TY	VI	(35) SYSPR	20	20	0	19	1	100.00
BCA TY	VI	(36) PROJ	21	21	0	21	0	100.00

Paper wise Passing Percentage - Academic Year 2019-20

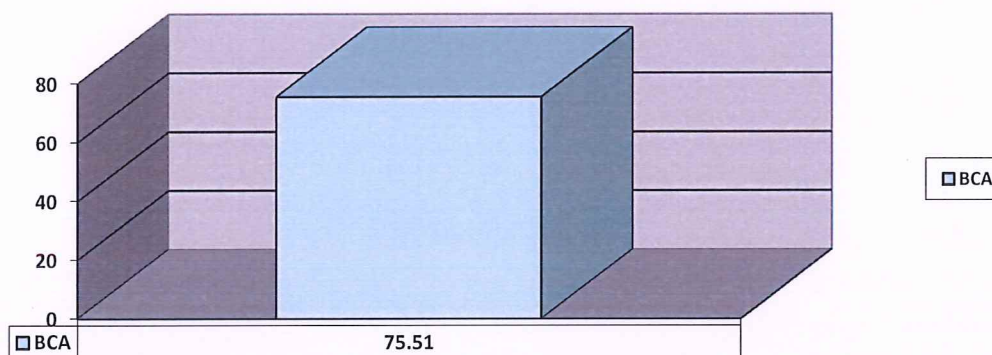




 I/C Principal
 SBES College of Arts & Commerce
 Aurangabad.

Class wise Passing Percentage - Academic Year 2019-20



Passing Percentage of BCA - Academic Year 2019-20




 I/C Principal
 SBES College of Arts & Commerce
 Aurangabad.

11.3 BCom

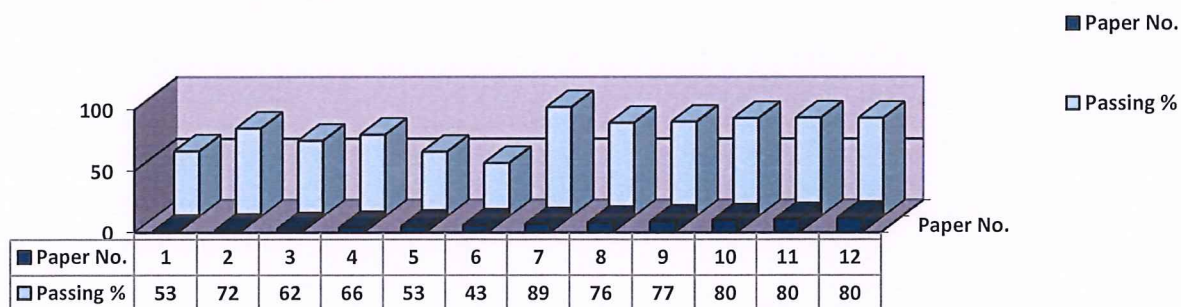
RESULT ANALYSIS OF BCOM FY

A] Result

Academic Year 2019-20

Class	Sem	Paper No.	Students Appeared	Passed	Failed	Passed in I div	Passed in II div	Passing %
October 2019								
Bcom FY	I	(1) IT-I	589	312	277	305	7	52.97
Bcom FY	I	(2) ED-I	506	362	144	173	168	71.54
Bcom FY	I	(3) OM-I	91	56	35	28	24	61.54
Bcom FY	I	(4) BIE-I	610	405	205	196	182	66.39
Bcom FY	I	(5) BMS-I	605	318	287	194	114	52.56
Bcom FY	I	(6) FAC-I	606	263	343	129	125	43.40
March 2020								
Bcom FY	II	(7) IT-II	600	533	67	335	159	88.83
Bcom FY	II	(8) ED-II	510	388	122	373	15	76.08
Bcom FY	II	(9) OM-II	91	70	21	65	4	76.92
Bcom FY	II	(10) BOM	600	479	121	452	26	79.83
Bcom FY	II	(11) BMS-II	600	482	118	457	25	80.33
Bcom FY	II	(12) FAC-II	600	480	120	449	30	80.00

Paper wise Passing Percentage - Academic Year 2019-20



[Signature]
I/C Principal
SBES College of Arts & Commerce
Aurangabad.

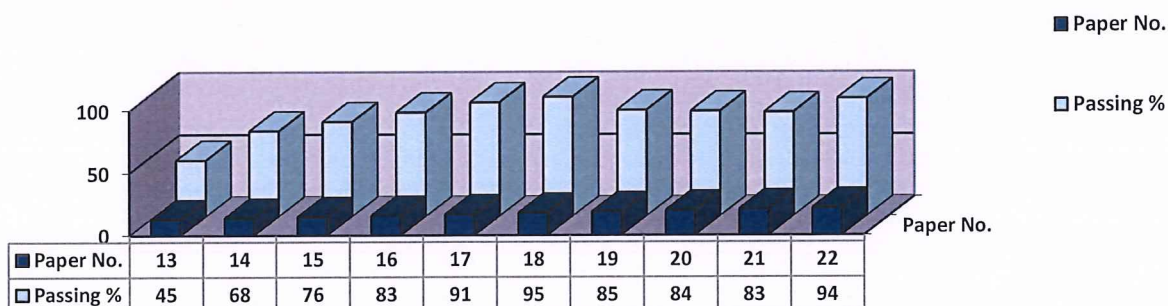
RESULT ANALYSIS OF BCOM SY

A] Result

Academic Year 2019-20

Class	Sem	Paper No.	Students Appeared	Passed	Failed	Passed in I div	Passed in II div	Passing %
October 2019								
BCom SY	III	(13) IT-III	432	194	238	27	72	44.91
BCom SY	III	(14) COST-I	434	296	138	113	168	68.20
BCom SY	III	(15) CAC-I	438	331	107	180	140	75.57
BCom SY	III	(16) GST-I	432	359	73	227	122	83.10
BCom SY	III	(17) FM/MM/IE/BAN	443	403	40	235	138	90.97
March 2020								
BCom SY	IV	(18) IT-IV	473	451	22	300	127	95.35
BCom SY	IV	(19) COST-II	473	401	72	394	7	84.78
BCom SY	IV	(20) CAC-II	473	397	76	391	6	83.93
BCom SY	IV	(21) GST-II	473	393	80	364	29	83.09
BCom SY	IV	(22) HRM/INS/BNV/IEP	473	445	28	435	9	94.08

Paper wise Passing Percentage - Academic Year 2019-20



[Signature]
I/C Principal
SBES College of Arts & Commerce
Aurangabad.

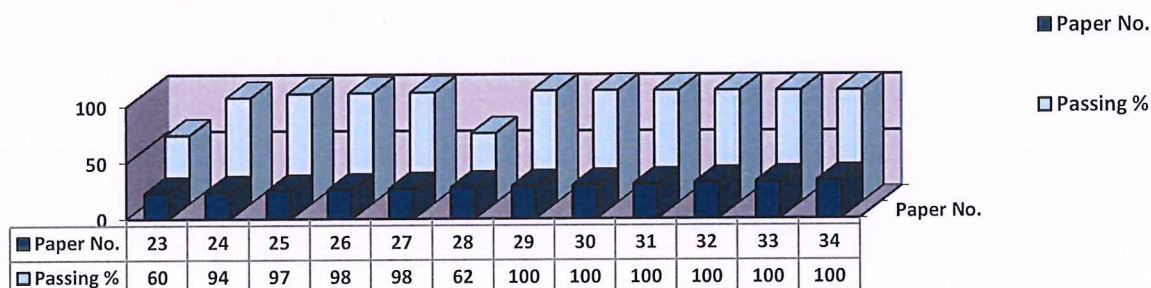
RESULT ANALYSIS OF BCOM TY

A] Result

Academic Year 2019-20

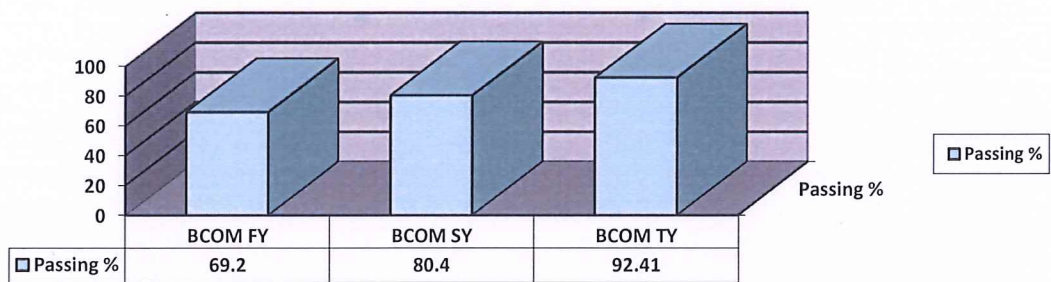
Class	Sem	Paper No.	Students Appeared	Passed	Failed	Passed in I div	Passed in II div	Passing %
October 2019								
BCom TY	V	(23) AFAC-I	441	266	175	77	105	60.32
BCom TY	V	(24) MAC-I	446	418	28	126	168	93.72
BCom TY	V	(25) COST-I	448	435	13	257	142	97.10
BCom TY	V	(26) TAX-I	448	438	10	330	84	97.77
BCom TY	V	(27) NAT-I	446	438	8	222	179	98.21
BCom TY	V	(28) ICT-I	442	274	168	125	103	61.99
March 2020								
BCom TY	VI	(29) AFAC-II	456	455	1	365	74	99.78
BCom TY	VI	(30) MAC-II	456	456	0	430	20	100.00
BCom TY	VI	(31) COST-II	456	456	0	412	35	100.00
BCom TY	VI	(32) TAX-II	456	456	0	418	31	100.00
BCom TY	VI	(33) NAT-II	456	456	0	399	41	100.00
BCom TY	VI	(34) ICT-II	456	456	0	409	37	100.00

Paper wise Passing Percentage - Academic Year 2019-20

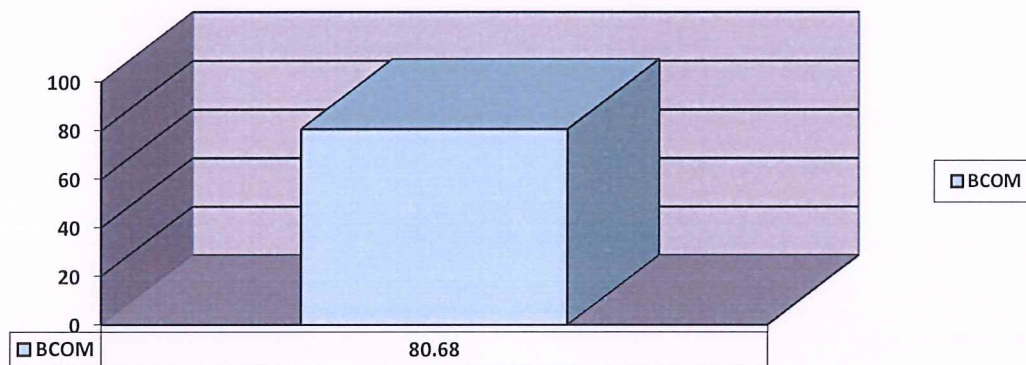



I/C Principal
SBES College of Arts & Commerce
Aurangabad.

Class wise Passing Percentage - Academic Year 2019-20



Passing Percentage of Commerce - Academic Year 2019-20




 I/C Principal
 SBES College of Arts & Commerce
 Aurangabad.

11.4 MCom

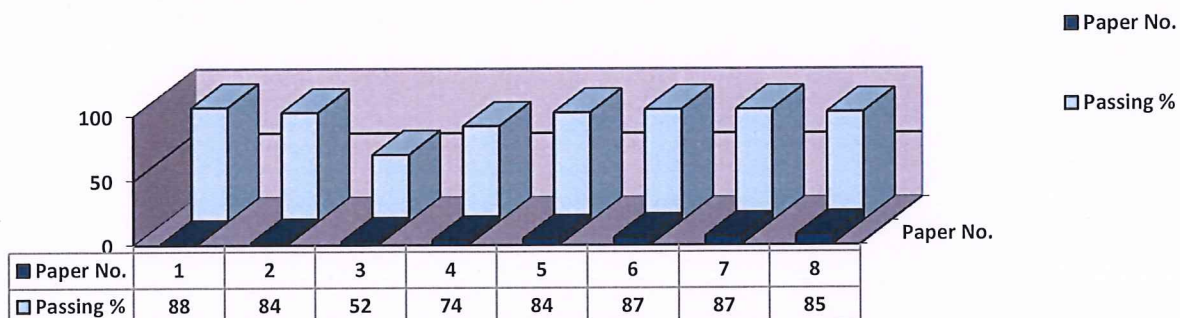
RESULT ANALYSIS OF MCOM FY

A] Result

Academic Year 2019-20

Class	Sem	Paper No.	Students Appeared	Passed	Failed	Passed in I div	Passed in II div	Passing %
October 2019								
MCom FY	I	(1) MMP	242	214	28	76	127	88.43
MCom FY	I	(2) ME	238	201	37	74	124	84.45
MCom FY	I	(3) CFA	257	133	124	6	123	51.75
MCom FY	I	(4) STAT	237	175	62	55	106	73.84
March 2020								
MCom FY	II	(5) ACA	250	211	39	140	68	84.40
MCom FY	II	(6) MM	228	198	30	151	43	86.84
MCom FY	II	(7) TPGM	243	211	32	86	116	86.83
MCom FY	II	(8) OBWC	243	206	37	80	113	84.77

Paper wise Passing Percentage - Academic Year 2019-20



[Signature]
I/C Principal
SBES College of Arts & Commerce
Aurangabad.

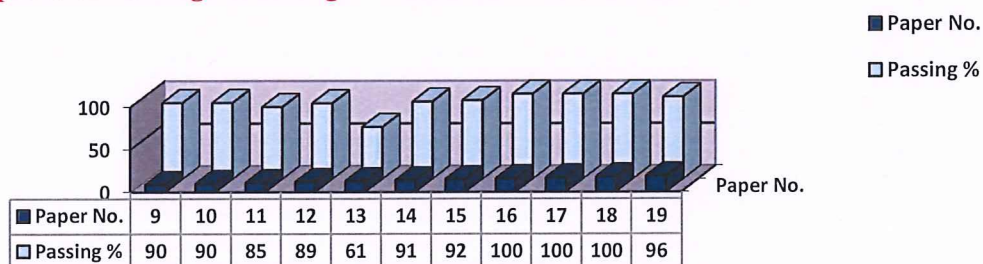
RESULT ANALYSIS OF MCOM SY

A] Result

Academic Year 2019-20

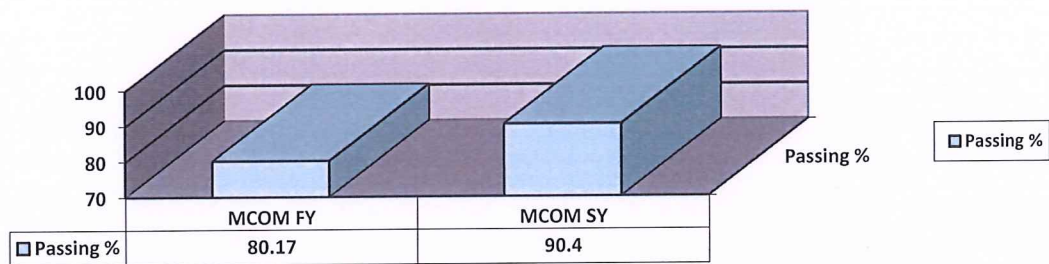
Class	Sem	Paper No.	Students Appeared	Passed	Failed	Passed in I div	Passed in II div	Passing %
October 2019								
MCom SY	III	(9) RM	194	174	20	11	133	89.69
MCom SY	III	(10) HRPD	195	175	20	32	119	89.74
MCom SY	III	(11) BL	197	167	30	47	110	84.77
MCom SY	III	(12) IM	129	115	14	34	76	89.15
MCom SY	III	(13) AMD	67	41	26	5	34	61.19
March 2020								
MCom SY	IV	(14) QT	199	181	18	97	66	90.95
MCom SY	IV	(15) SA	199	184	15	140	41	92.46
MCom SY	IV	(16) RP	199	199	0	195	4	100.00
MCom SY	IV	(17) ADV	89	89	0	34	54	100.00
MCom SY	IV	(18) IB	110	110	0	92	16	100.00
MCom SY	IV	(19) SC-ED	199	192	7	162	27	96.48

Paper wise Passing Percentage - Academic Year 2019-20

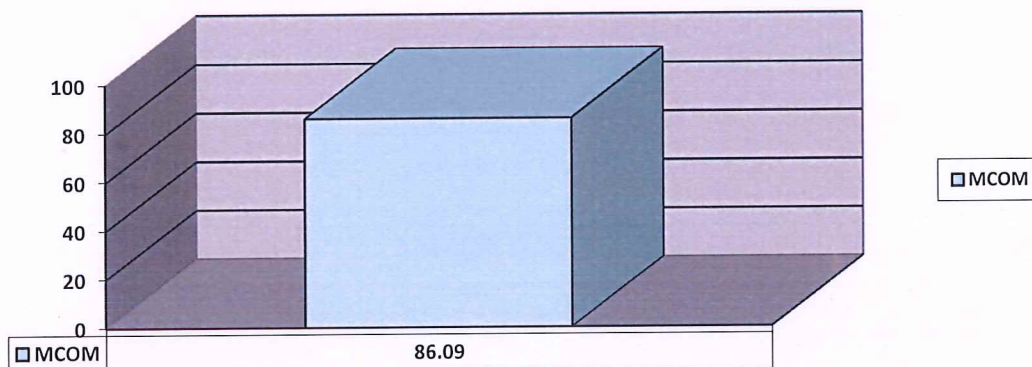


I/C Principal
SBES College of Arts & Commerce
Aurangabad.

Class wise Passing Percentage - Academic Year 2019-20



Passing Percentage of Commerce - Academic Year 2019-20



I/C Principal
 SBES College of Arts & Commerce
 Aurangabad.

2020-21



SBES College of Arts and Commerce Aurangabad


Result Analysis Report (2020-21)

Internal Quality Assurance Cell

Contents

Sr. No.	Departments	Page No.
1	English	1
2	Marathi	4
3	Hindi	6
4	Dramatics	8
5	Music	10
6	Political Science	12
7	Sociology	14
8	Economics	16
9	Public Administration	18
10	History	20
11	Commerce and Management Science	
	11.1 BBA	22
	11.2 BCA	26
	11.3 BCom	30
	11.4 MCom	34




I/C Principal
SBES College of Arts & Commerce
Aurangabad.

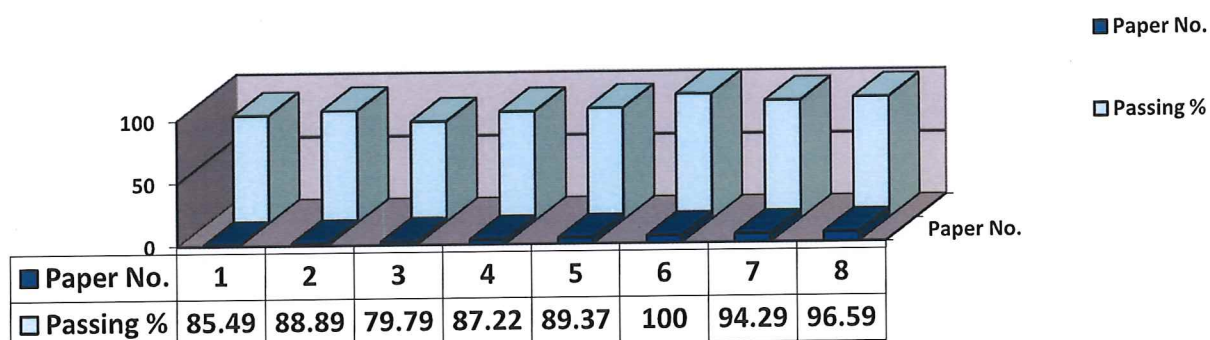
SBES COLLEGE OF ARTS AND COMMERCE, AURANGABAD
RESULT ANALYSIS OF ENGLISH (COMMERCE)

A] Result

Academic Year 2020-2021

Sem	Sub	Paper No.	Students Appeared	Passed	Failed	Passed in I div	Passed in II div	Passing %
October 2020								
I	COMP ENG	1	579	495	84	331	122	85.49
I	ADL ENG (SL)	2	135	120	6	6	3	88.89
III	COMP ENG	5	536	479	57	321	131	89.37
III	ADL ENG (SL)	6	89	89	0	87	2	100.00
March 2021								
II	COMP ENG	3	574	458	22	66	20	79.79
II	ADL ENG (SL)	4	133	116	3	11	2	87.22
IV	COMP ENG	7	543	512	30	406	79	94.29
IV	ADL ENG (SL)	8	88	85	3	80	4	96.59

Paper wise Passing Percentage - Academic Year 2020-2021



RESULT ANALYSIS OF ENGLISH (ARTS)

A] Result

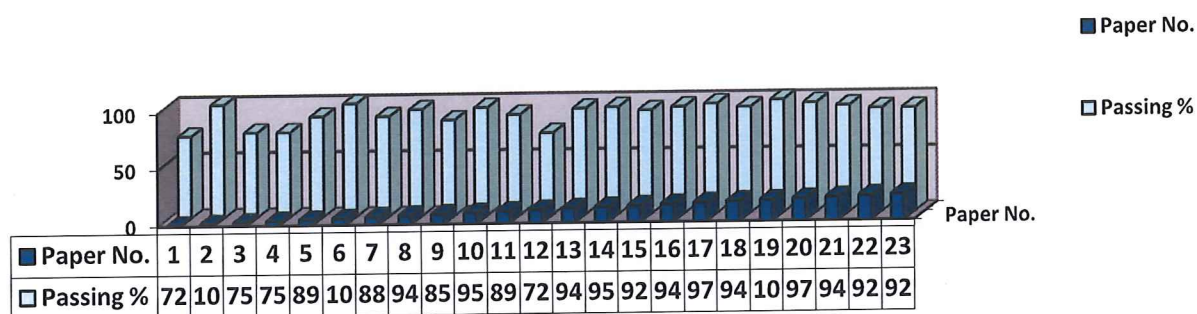
Academic Year 2020-2021

Sem	Sub	Paper No.	Students Appeared	Passed	Failed	Passed in I div	Passed in II div	Passing %
October 2020								
I	ENG-CO-131	1	172	124	29	68	24	72.09
I	AEG-SL-131	2	14	14	0	8	2	100.00
I	ENG-1-13	3	20	15	1	8	4	75.00
I	ENG-2-13	4	20	15	1	8	6	75.00
III	ENG-CO-133	9	183	155	17	98	33	84.70
III	AEG-SL-133	10	22	21	1	14	3	95.45
III	ENG-5-13	11	36	32	2	18	9	88.89
III	ENG-6-13	12	36	26	7	21	2	72.22
V	ENG-9-13	17	33	32	0	27	3	96.97
V	ENG-10-13	18	33	31	1	22	6	93.94
V	ENG-11-13	19	12	12	0	10	1	100.00
March 2021								
II	ENG-CO-132	5	141	125	11	74	31	88.65
II	AEG-SL-132	6	11	11	0	9	0	100.00
II	ENG-3-13	7	17	15	1	9	4	88.24
II	ENG-4-13	8	17	16	1	11	4	94.12
IV	ENG-CO-134	13	174	163	5	121	29	93.68
IV	AEG-SL-134	14	19	18	0	12	4	94.74
IV	ENG-7-13	15	36	33	1	28	4	91.67

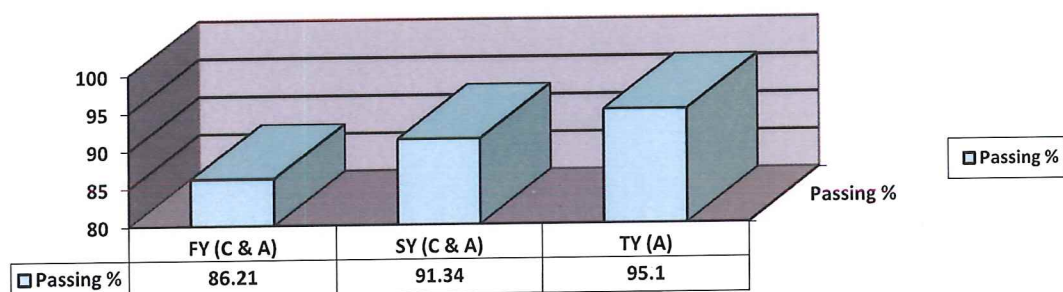


IV	ENG-8-13	16	36	34	0	26	6	94.44
VI	ENG-12-13	20	35	34	0	26	7	97.14
VI	ENG-13-13	21	35	33	1	26	7	94.29
VI	ENG-14-13	22	12	11	0	11	0	91.67
VI	ENG-15-13	23	12	11	0	9	2	91.67


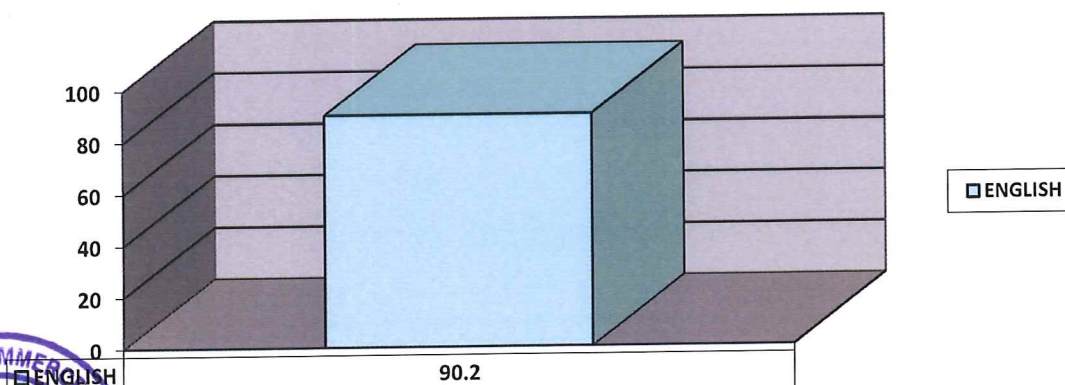
Paper wise Passing Percentage - Academic Year 2020-2021



Class wise Passing Percentage - Academic Year 2020-2021



Passing Percentage of English - Academic Year 2020-2021



SBES COLLEGE OF ARTS AND COMMERCE, AURANGABAD
RESULT ANALYSIS OF MARATHI (COM & ARTS)

A] Result

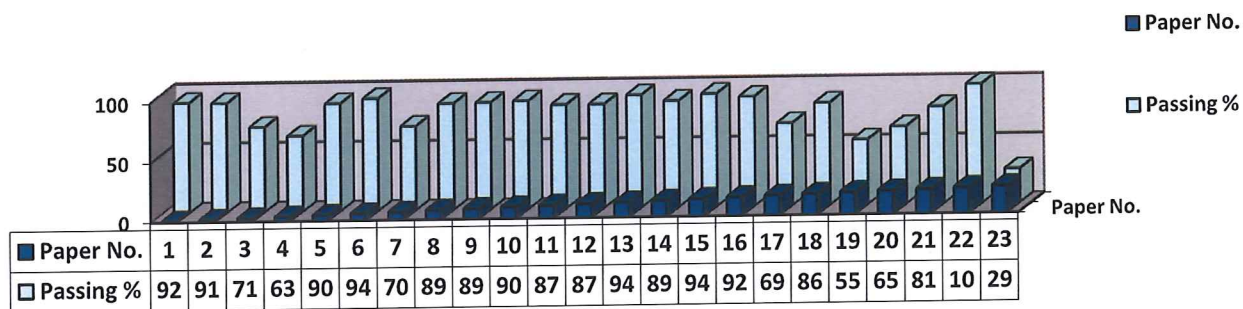
Academic Year 2020-2021

Se m	Sub	Paper No.	Students Appeared	Passed	Failed	Passed in I div	Passed in II div	Passing %
October 2020								
I	Marathi-SL (COM)	1	211	194	16	165	14	91.94
I	MAR-SL-131	2	93	85	4	39	27	91.40
I	MAR-1-13	3	38	27	1	17	8	71.05
I	MAR-2-13	4	38	24	3	11	6	63.16
III	Marathi-SL (COM)	9	189	169	20	40	89	89.42
III	MAR-SL-133	10	105	95	6	77	13	90.48
III	MAR-5-13	11	38	33	0	17	12	86.84
III	MAR-6-13	12	38	33	0	15	12	86.84
V	MAR-9-13	17	42	29	10	6	11	69.05
V	MAR-10-13	18	42	36	3	17	17	85.71
V	MAR-11-13	19	11	6	3	3	2	54.55
March 2021								
II	Marathi-SL (COM)	5	210	189	18	144	34	90.00
II	MAR-SL-132	6	81	76	2	53	14	93.83
II	MAR-3-13	7	27	19	6	6	5	70.37
II	MAR-4-13	8	27	24	0	13	7	88.89
IV	Marathi-SL (COM)	13	187	176	11	79	65	94.12
IV	MAR-SL-134	14	100	89	9	68	10	89.00
IV	MAR-7-13	15	36	34	1	21	11	94.44

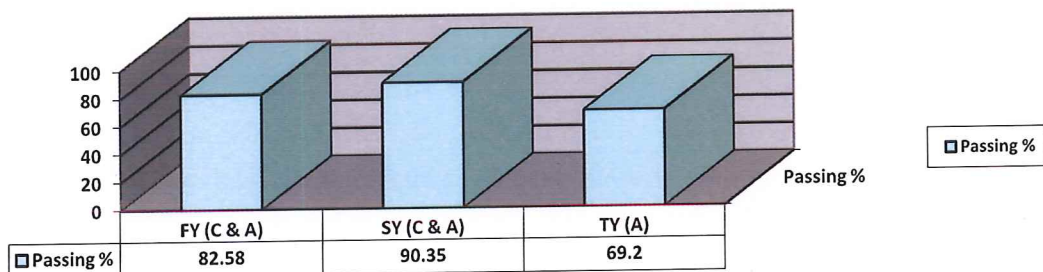


IV	MAR-8-13	16	36	33	1	22	4	91.67
VI	MAR-12-13	20	43	28	15	2	14	65.12
VI	MAR-13-13	21	43	35	7	11	17	81.40
VI	MAR-14-13	22	7	7	0	1	4	100.00
VI	MAR-15-13	23	7	2	0	2	0	28.57


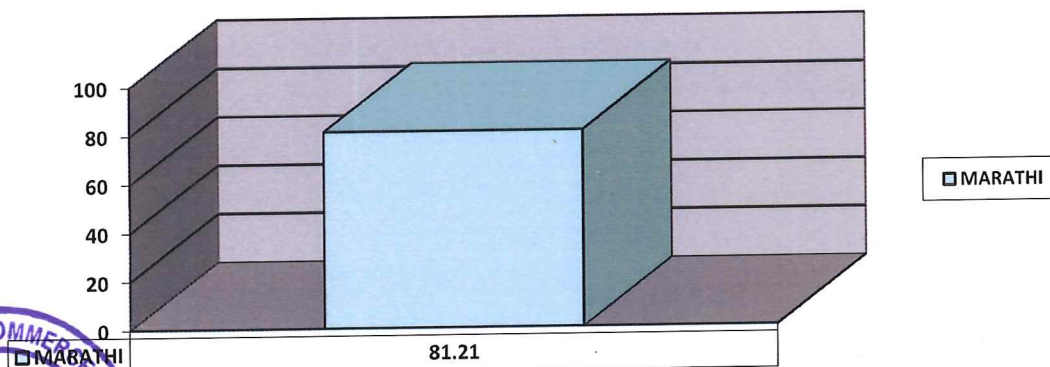
Paper wise Passing Percentage - Academic Year 2020-2021



Class wise Passing Percentage - Academic Year 2020-2021



Passing Percentage of Hindi - Academic Year 2020-2021



SBES COLLEGE OF ARTS AND COMMERCE, AURANGABAD
RESULT ANALYSIS OF HINDI (COM & ARTS)

A] Result

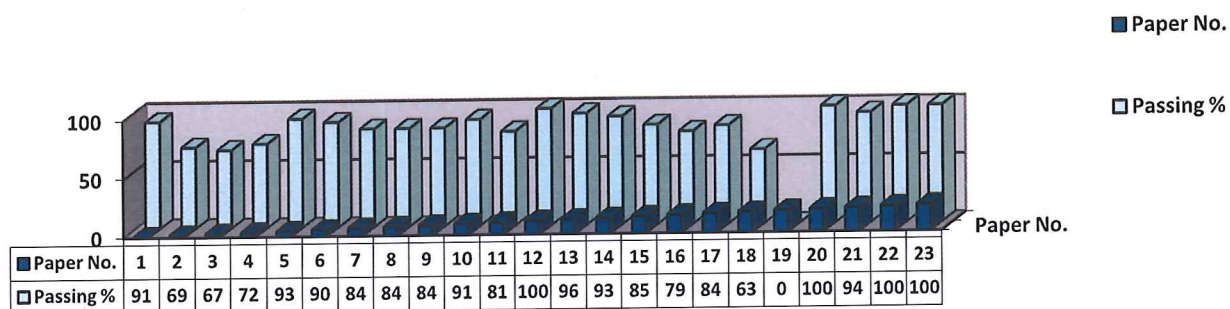
Academic Year 2020-2021

Sem	Sub	Paper No.	Students Appeared	Passed	Failed	Passed in I div	Passed in II div	Passing %
October 2020								
I	Hindi-SL (COM)	1	233	213	20	187	15	91.42
I	HIN-SL-131	2	65	45	9	31	6	69.23
I	HIN-1-13	3	39	26	6	7	10	66.67
I	HIN-2-13	4	39	28	3	14	8	71.79
III	Hindi -SL (COM)	9	258	217	41	76	94	84.11
III	HIN-SL-133	10	56	51	2	40	7	91.07
III	HIN-5-13	11	36	29	7	17	5	80.56
III	HIN-6-13	12	36	36	0	15	11	100.00
V	HIN-9-13	17	19	16	2	12	3	84.21
V	HIN-10-13	18	19	12	7	4	3	63.16
V	HIN-11-13	19	1	0	1	0	0	0.00
March 2021								
II	Hindi -SL (COM)	5	231	215	14	178	20	93.07
II	HIN-SL-132	6	49	44	2	24	11	89.80
II	HIN-3-13	7	31	26	3	13	9	83.87
II	HIN-4-13	8	31	26	2	11	7	83.87
IV	Hindi -SL (COM)	13	268	256	12	153	74	95.52
IV	HIN-SL-134	14	55	51	3	27	22	92.73
IV	HIN-7-13	15	34	29	4	22	4	85.29

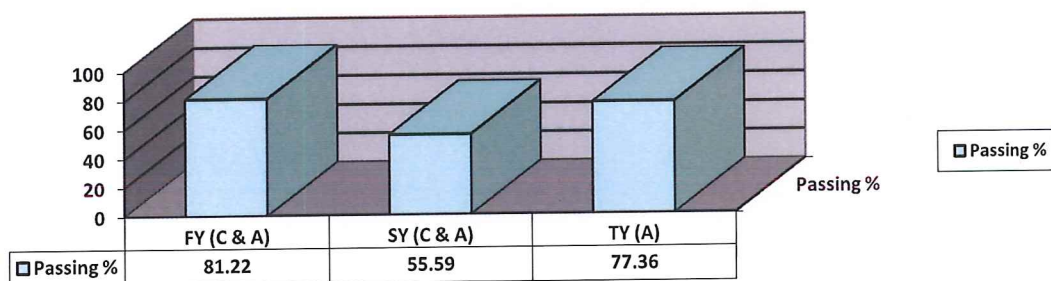


IV	HIN-8-13	16	34	27	6	16	9	79.41
VI	HIN-12-13	20	17	17	0	15	2	100.00
VI	HIN-13-13	21	17	16	1	9	6	94.12
VI	HIN-14-13	22	1	1	0	1	0	100.00
VI	HIN-15-13	23	1	1	0	1	0	100.00

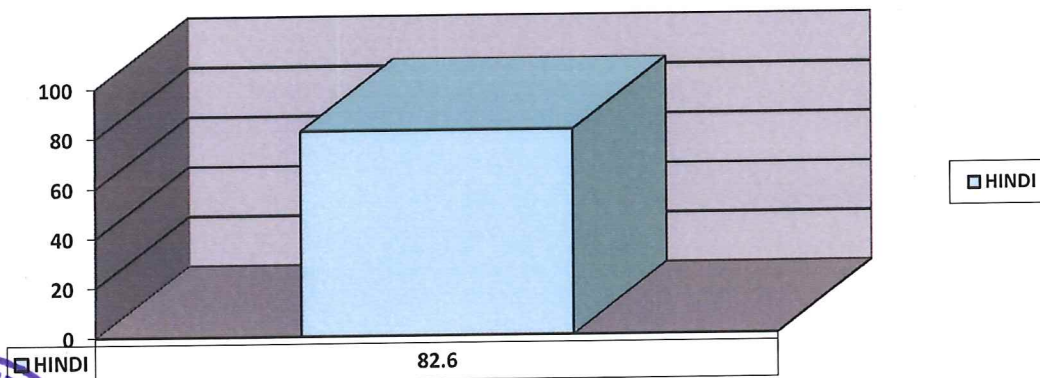
Paper wise Passing Percentage - Academic Year 2020-2021



Class wise Passing Percentage - Academic Year 2020-2021



Passing Percentage of Hindi - Academic Year 2020-2021



SBES COLLEGE OF ARTS AND COMMERCE, AURANGABAD
RESULT ANALYSIS OF DRAMATICS

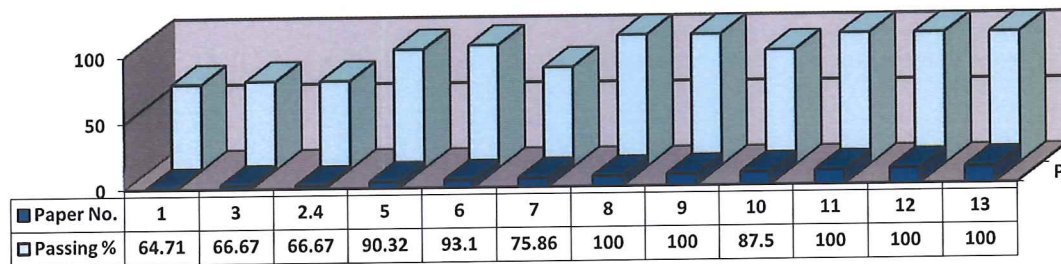
A] Result

Academic Year 2020-2021

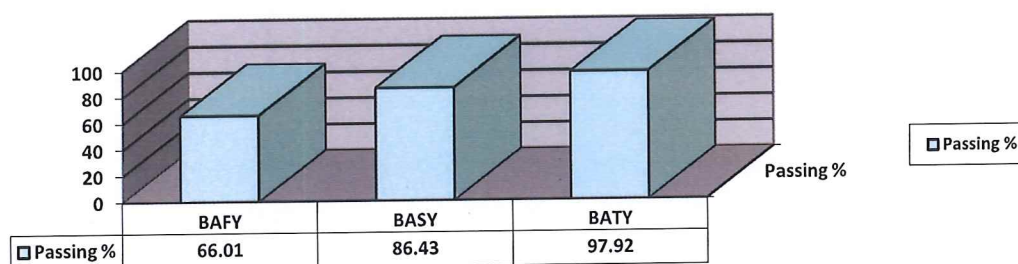
Class	Sem	Paper No.	Students Appeared	Passed	Failed	Passed in I div	Passed in II div	Passing %
October 2020								
BAFY	I	1	17	11	1	3	5	64.71
BASY	III	5	31	28	2	20	5	90.32
BATY	V	8	16	16	0	10	4	100.00
BATY	V	9	7	7	0	7	0	100.00
March 2021								
BAFY	II	3	6	4	0	0	1	66.67
BAFY	II	2&4	6	4	0	2	2	66.67
BASY	IV	6	29	27	0	21	4	93.10
BASY	IV	7	29	22	0	6	9	75.86
BATY	VI	10	16	14	2	14	0	87.50
BATY	VI	11	8	8	0	7	0	100.00
BATY	VI	12	16	16	0	8	4	100.00
BATY	VI	13	8	8	0	6	2	100.00



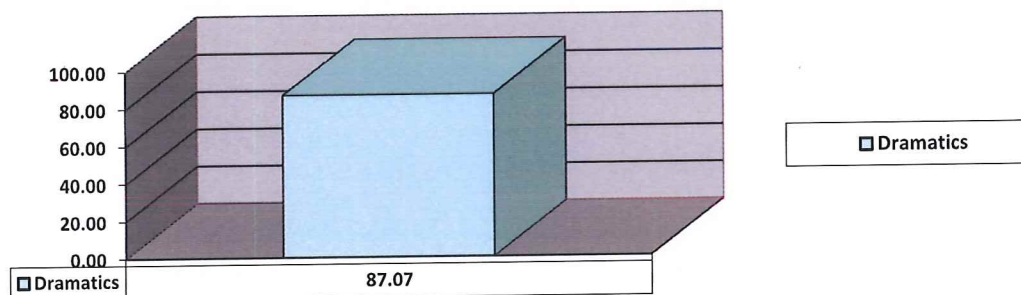
Paper wise Passing Percentage - Academic Year 2020-2021



Class wise Passing Percentage - Academic Year 2020-2021



Passing Percentage of Dramatics - Academic Year 2020-2021



SBES COLLEGE OF ARTS AND COMMERCE, AURANGABAD
RESULT ANALYSIS OF MUSIC

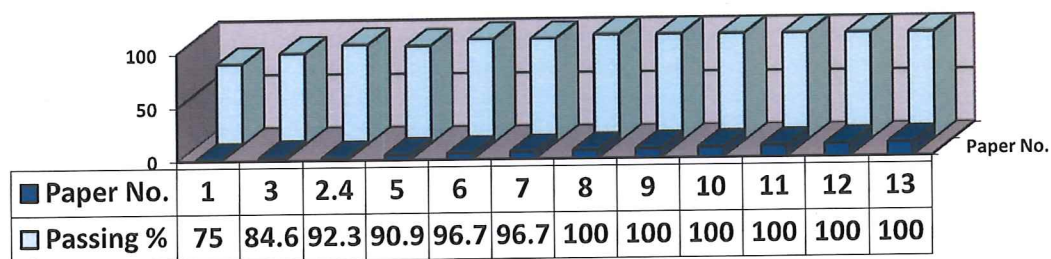
A] Result

Academic Year 2020-2021

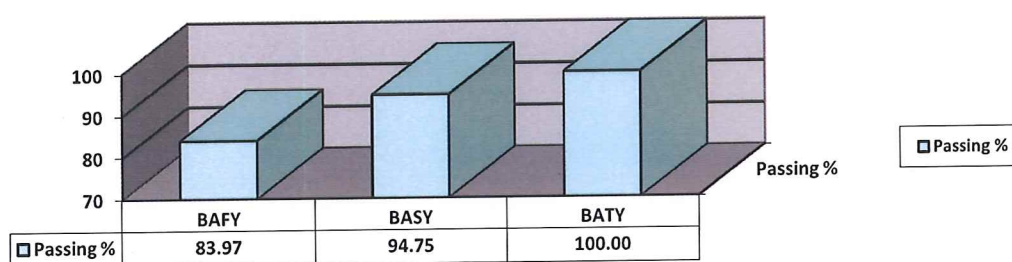
Class	Sem	Paper No.	Students Appeared	Passed	Failed	Passed in I div	Passed in II div	Passing %
October 2020								
BAFY	I	1	20	15	1	10	2	75.00
BASY	III	5	33	30	2	17	6	90.91
BATY	V	8	16	16	0	11	4	100.00
BATY	V	9	8	8	0	7	1	100.00
March 2021								
BAFY	II	3	13	11	0	10	1	84.62
BAFY	II	2&4	13	12	0	12	0	92.31
BASY	IV	6	30	29	1	22	5	96.67
BASY	IV	7	30	29	0	29	0	96.67
BATY	VI	10	15	15	0	13	1	100.00
BATY	VI	11	8	8	0	7	1	100.00
BATY	VI	12	15	15	0	15	0	100.00
BATY	VI	13	8	8	0	8	0	100.00



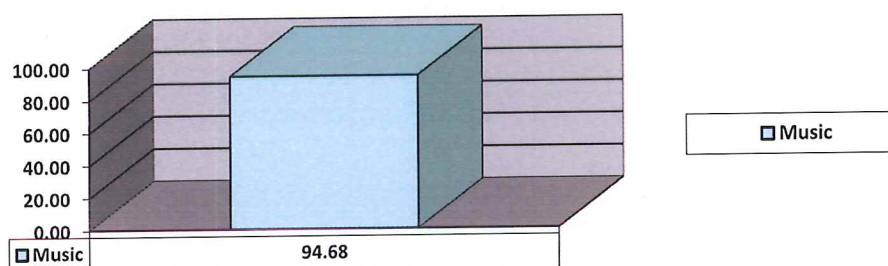
Paper wise Passing Percentage - Academic Year 2020-2021



Class wise Passing Percentage - Academic Year 2020-2021



Passing Percentage of Music - Academic Year 2020-2021



SBES COLLEGE OF ARTS AND COMMERCE, AURANGABAD
RESULT ANALYSIS OF POLITICAL SCIENCE

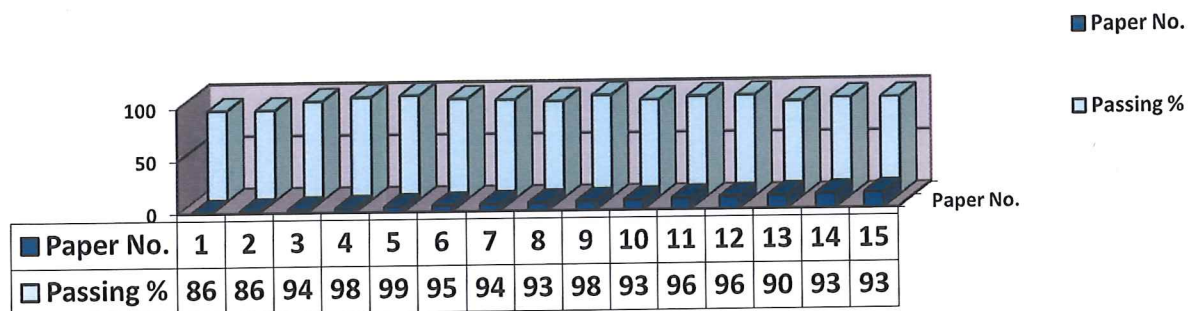
A] Result

Academic Year 2020-2021

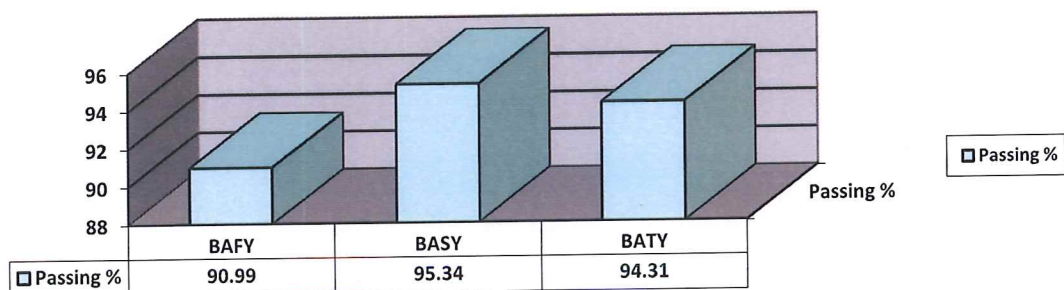
Class	Sem	Paper No.	Students Appeared	Passed	Failed	Passed in I div	Passed in II div	Passing %
October 2020								
BAFY	I	1	100	86	5	64	14	86.00
BAFY	I	2	100	86	3	65	16	86.00
BASY	III	5	108	107	1	94	5	99.07
BASY	III	6	108	103	4	81	19	95.37
BATY	V	9	84	82	1	73	7	97.62
BATY	V	10	84	78	5	35	26	92.86
BATY	V	11	48	46	0	25	11	95.83
March 2021								
BAFY	II	3	87	82	2	66	12	94.25
BAFY	II	4	87	85	0	77	6	97.70
BASY	IV	7	107	101	2	83	16	94.39
BASY	IV	8	107	99	3	87	9	92.52
BATY	VI	12	84	81	1	75	6	96.43
BATY	VI	13	84	76	6	28	34	90.48
BATY	VI	14	46	43	2	30	10	93.48
BATY	VI	15	46	43	0	42	1	93.48



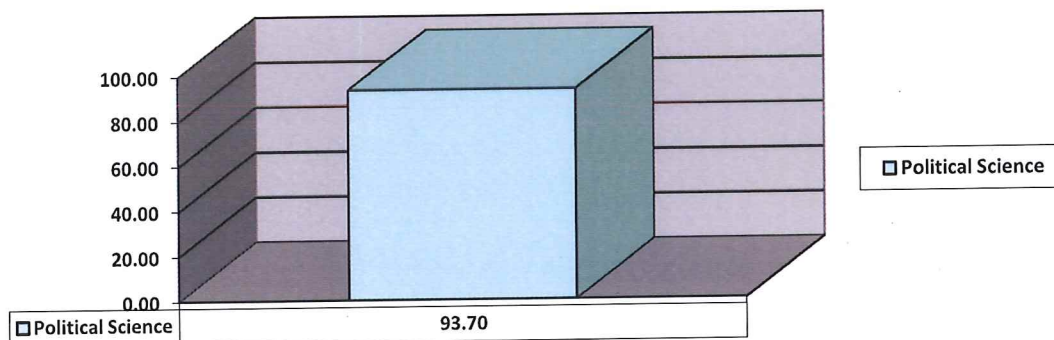
Paper wise Passing Percentage - Academic Year 2020-2021



Class wise Passing Percentage - Academic Year 2020-2021



Passing Percentage of Political Science - Academic Year 2020-2021



SBES COLLEGE OF ARTS AND COMMERCE, AURANGABAD
RESULT ANALYSIS OF SOCIOLOGY

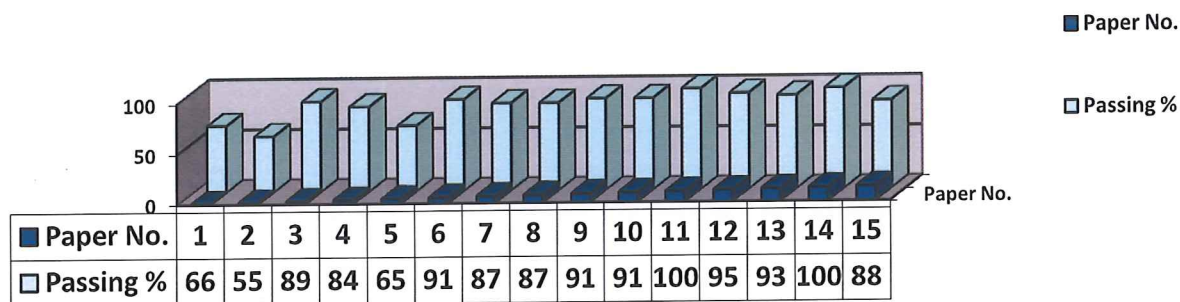
A] Result

Academic Year 2020-2021

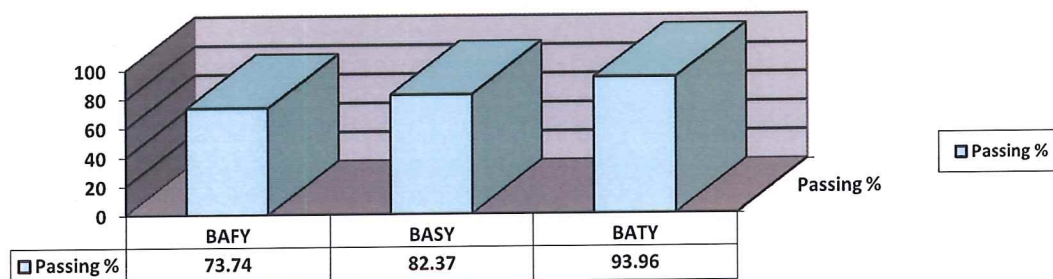
Class	Sem	Paper No.	Students Appeared	Passed	Failed	Passed in I div	Passed in II div	Passing %
October 2020								
BAFY	I	1	47	31	4	10	12	65.96
BAFY	I	2	47	26	7	12	6	55.32
BASY	III	5	43	28	13	6	8	65.12
BASY	III	6	43	39	2	20	10	90.70
BATY	V	9	44	40	1	33	5	90.91
BATY	V	10	44	40	2	18	14	90.91
BATY	V	11	16	16	0	7	6	100.00
March 2021								
BAFY	II	3	38	34	2	24	7	89.47
BAFY	II	4	38	32	3	25	5	84.21
BASY	IV	7	38	33	4	25	7	86.84
BASY	IV	8	38	33	4	22	10	86.84
BATY	VI	12	43	41	2	33	5	95.35
BATY	VI	13	43	40	3	21	15	93.02
BATY	VI	14	16	16	0	9	5	100.00
BATY	VI	15	16	14	0	14	0	87.50



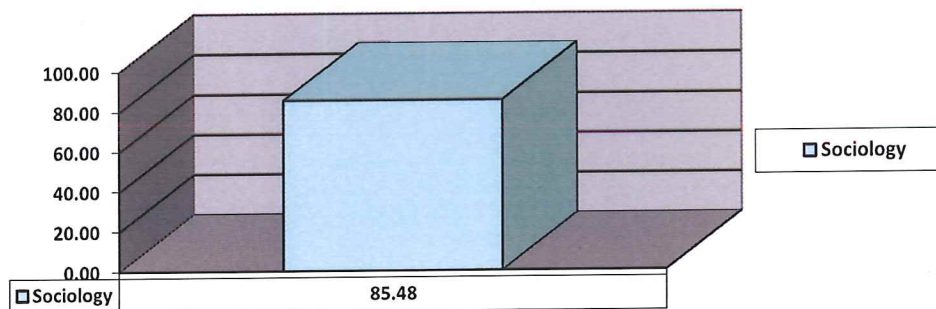
Paper wise Passing Percentage - Academic Year 2020-2021



Class wise Passing Percentage - Academic Year 2020-2021



Passing Percentage of Sociology - Academic Year 2020-2021



SBES COLLEGE OF ARTS AND COMMERCE, AURANGABAD
RESULT ANALYSIS OF ECONOMICS

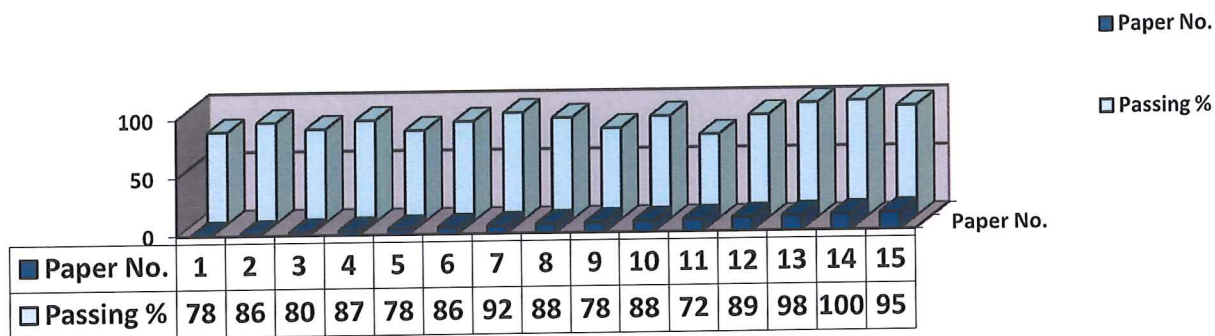
A] Result

Academic Year 2020-2021

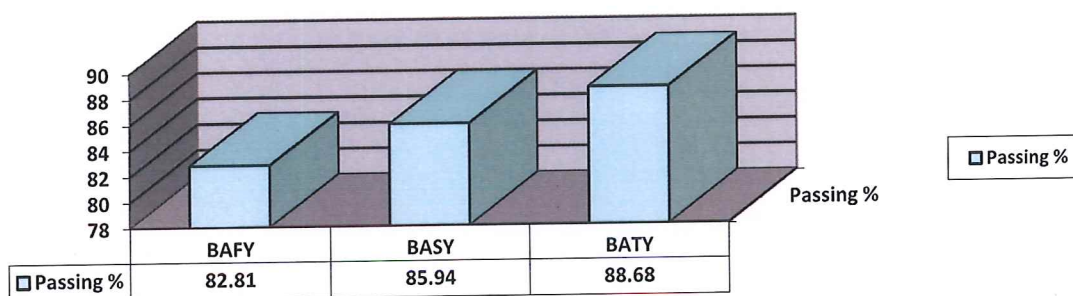
Class	Sem	Paper No.	Students Appeared	Passed	Failed	Passed in I div	Passed in II div	Passing %
October 2020								
BAFY	I	1	78	61	6	40	11	78.21
BAFY	I	2	78	67	2	35	19	85.90
BASY	III	5	69	54	13	31	13	78.26
BASY	III	6	69	59	8	36	16	85.51
BATY	V	9	60	47	9	15	17	78.33
BATY	V	10	60	53	3	48	4	88.33
BATY	V	11	18	13	3	6	4	72.22
March 2021								
BAFY	II	3	70	56	7	21	25	80.00
BAFY	II	4	70	61	1	44	13	87.14
BASY	IV	7	65	60	2	53	6	92.31
BASY	IV	8	65	57	5	41	12	87.69
BATY	VI	12	61	54	7	28	17	88.52
BATY	VI	13	61	60	1	43	15	98.36
BATY	VI	14	20	20	0	13	7	100.00
BATY	VI	15	20	19	0	14	5	95.00



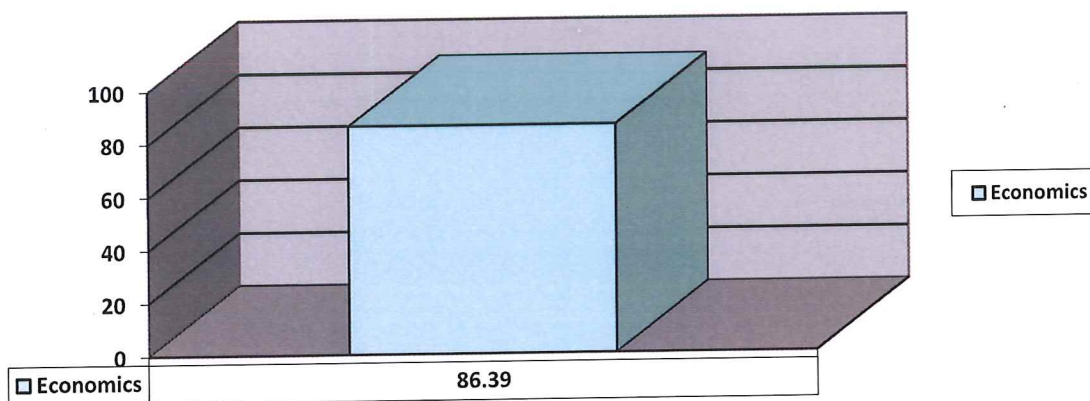
Paper wise Passing Percentage - Academic Year 2020-2021



Class wise Passing Percentage - Academic Year 2020-2021



Passing Percentage of Economics - Academic Year 2020-2021



SBES COLLEGE OF ARTS AND COMMERCE, AURANGABAD
RESULT ANALYSIS OF PUBLIC ADMINISTRATION

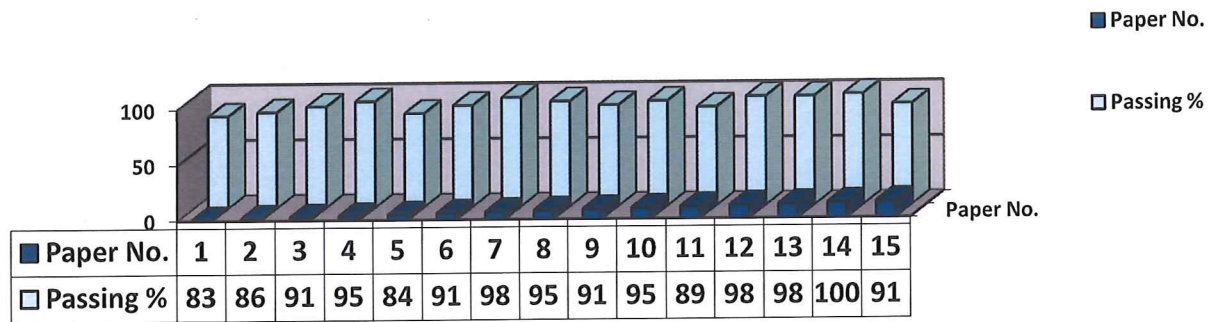
A] Result

Academic Year 2020-2021

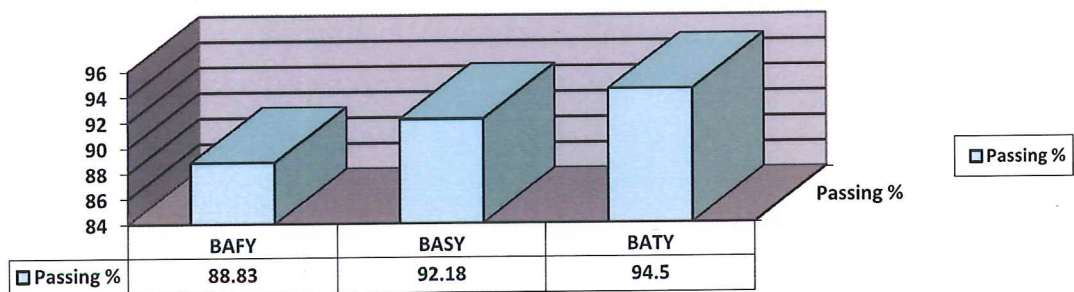
Class	Sem	Paper No.	Students Appeared	Passed	Failed	Passed in I div	Passed in II div	Passing %
October 2020								
BAFY	I	1	29	24	2	15	4	82.76
BAFY	I	2	29	25	2	20	3	86.21
BASY	III	5	58	49	8	27	9	84.48
BASY	III	6	58	53	4	40	6	91.38
BATY	V	9	55	50	2	47	2	90.91
BATY	V	10	55	52	1	50	1	94.55
BATY	V	11	9	8	0	8	0	88.89
March 2021								
BAFY	II	3	22	20	1	13	6	90.91
BAFY	II	4	22	21	0	5	9	95.45
BASY	IV	7	56	55	1	50	2	98.21
BASY	IV	8	56	53	3	45	4	94.64
BATY	VI	12	53	52	0	45	5	98.11
BATY	VI	13	53	52	0	48	4	98.11
BATY	VI	14	11	11	0	9	2	100.00
BATY	VI	15	11	10	0	10	0	90.91



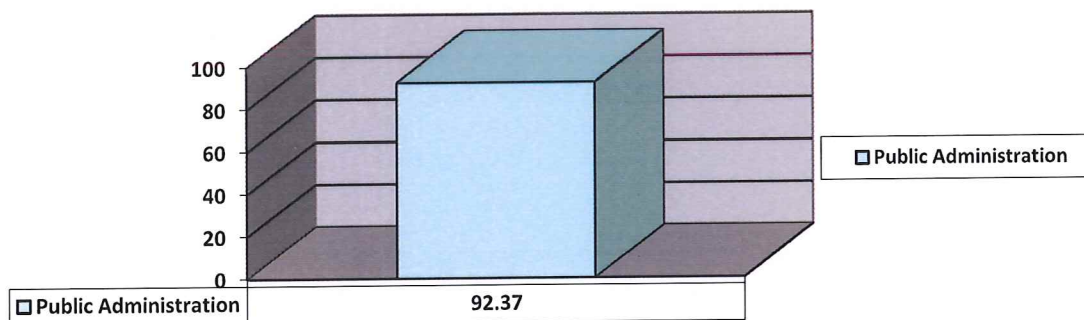
Paper wise Passing Percentage - Academic Year 2020-2021



Class wise Passing Percentage - Academic Year 2020-2021



Passing Percentage of Public Administration - Academic Year 2020-2021



SBES COLLEGE OF ARTS AND COMMERCE, AURANGABAD
RESULT ANALYSIS OF HISTORY

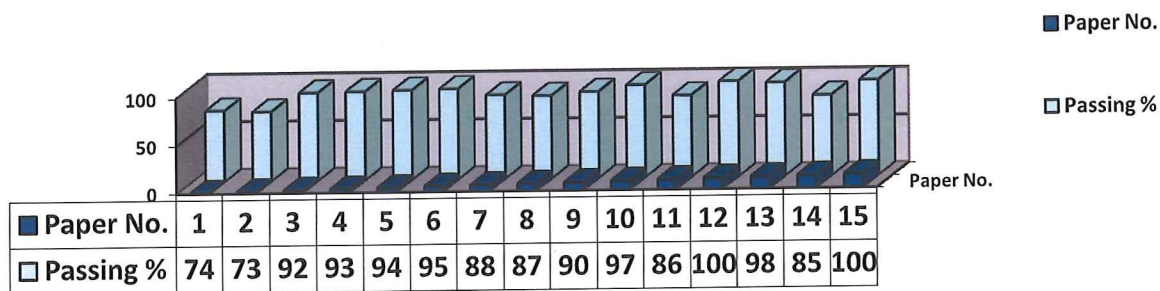
A] Result

Academic Year 2020-2021

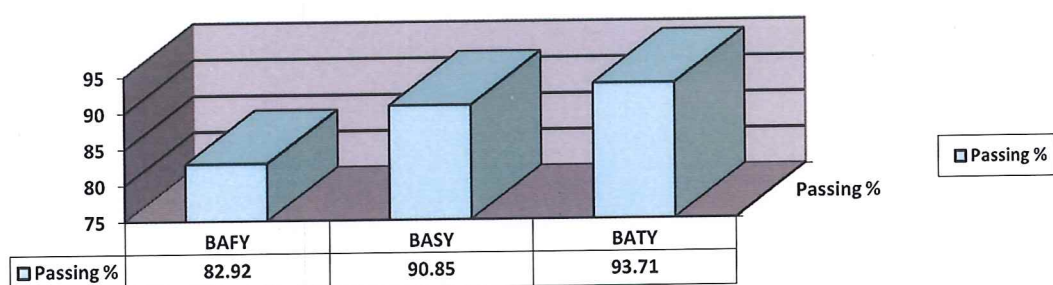
Class	Sem	Paper No.	Students Appeared	Passed	Failed	Passed in I div	Passed in II div	Passing %
October 2020								
BAFY	I	1	128	95	17	56	29	74.22
BAFY	I	2	128	93	16	68	11	72.66
BASY	III	5	97	91	4	65	21	93.81
BASY	III	6	97	92	3	58	27	94.85
BATY	V	9	63	57	5	27	20	90.48
BATY	V	10	63	61	1	51	6	96.83
BATY	V	11	14	12	1	9	3	85.71
March 2021								
BAFY	II	3	112	103	4	71	22	91.96
BAFY	II	4	112	104	2	94	9	92.86
BASY	IV	7	91	80	4	66	12	87.91
BASY	IV	8	91	79	7	63	12	86.81
BATY	VI	12	59	59	0	57	2	100.00
BATY	VI	13	59	58	1	55	3	98.31
BATY	VI	14	13	11	1	10	1	84.62
BATY	VI	15	13	13	0	9	3	100.00



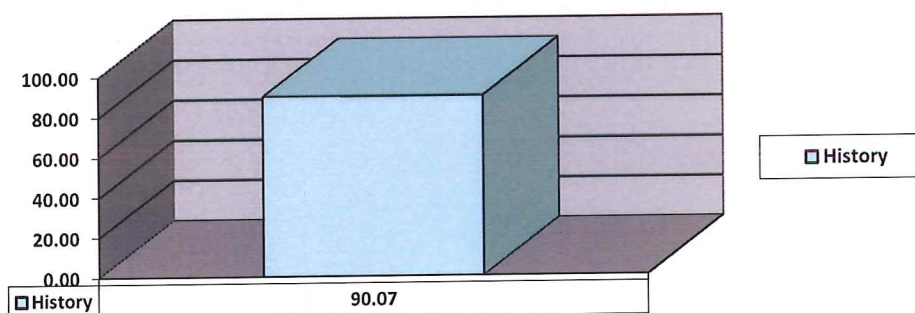
Paper wise Passing Percentage - Academic Year 2020-2021



Class wise Passing Percentage - Academic Year 2020-2021



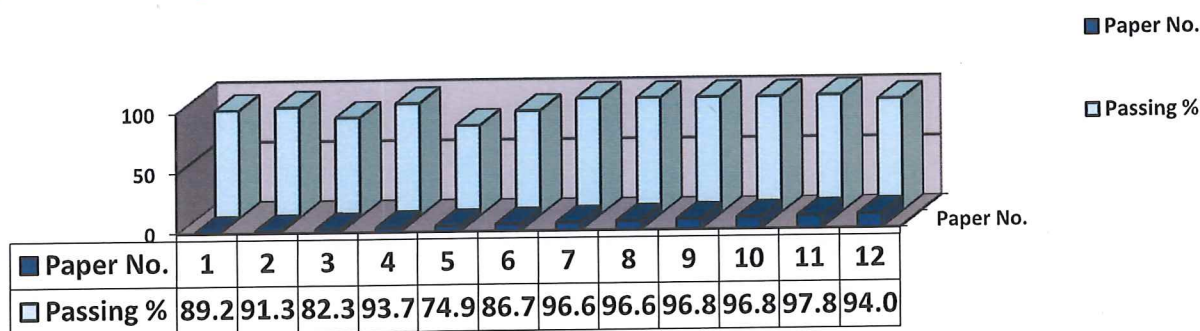
Passing Percentage of History - Academic Year 2020-2021



SBES COLLEGE OF ARTS AND COMMERCE, AURANGABAD**11.1 BBA****RESULT ANALYSIS OF BBA FY****A] Result****Academic Year 2020-2021**

Sem	Sub	Paper No.	Students Appeared	Passed	Failed	Passed in I div	Passed in II div	Passing %
October 2020								
I	BUS AC-I	1	58	55	3	55	0	94.83
I	MP-I	2	58	55	3	51	3	94.83
I	BS	3	58	57	1	49	8	98.28
I	ITF	4	58	57	1	56	1	98.28
I	HCB	5	58	56	2	43	9	96.55
I	BO	6	54	53	1	48	4	98.15
I	CG-I	7	4	3	1	3	0	75.00
March 2021								
II	BUS AC-II	8	61	60	0	57	3	98.36
II	MP-II	9	61	55	5	52	1	90.16
II	BE	10	61	56	4	43	10	91.80
II	EA-I	11	61	59	1	44	11	96.72
II	AP	12	61	59	1	50	8	96.72
II	ITAB-I	13	56	55	0	55	0	98.21
II	CG-II	14	5	5	0	4	1	100.00

Paper wise Passing Percentage - Academic Year 2020-2021




RESULT ANALYSIS OF BBA SY

A] Result

Academic Year 2020-2021

Sem	Sub	Paper No.	Students Appeared	Passed	Failed	Passed in I div	Passed in II div	Passing %
October 2020								
III	COST AC-I	15	53	43	10	29	10	81.13
III	MP-III	16	53	49	4	46	2	92.45
III	EA-II	17	53	50	2	46	2	94.34
III	BL-I	18	53	48	4	40	6	90.57
III	ED	19	53	48	4	39	6	90.57
III	HFB	20	53	47	5	37	8	88.68
March 2021								
IV	COST AC-I	21	44	42	2	35	5	95.45
IV	MP-IV	22	44	44	0	36	5	100.00
IV	BL-II	23	44	44	0	40	4	100.00
IV	OR	24	44	44	0	39	3	100.00
IV	ITAB-II	25	44	39	0	38	1	88.64
IV	OEC	26	35	35	0	26	7	100.00
IV	RM	27	9	9	0	7	2	100.00

Paper wise Passing Percentage - Academic Year 2020-2021



RESULT ANALYSIS OF BBA TY

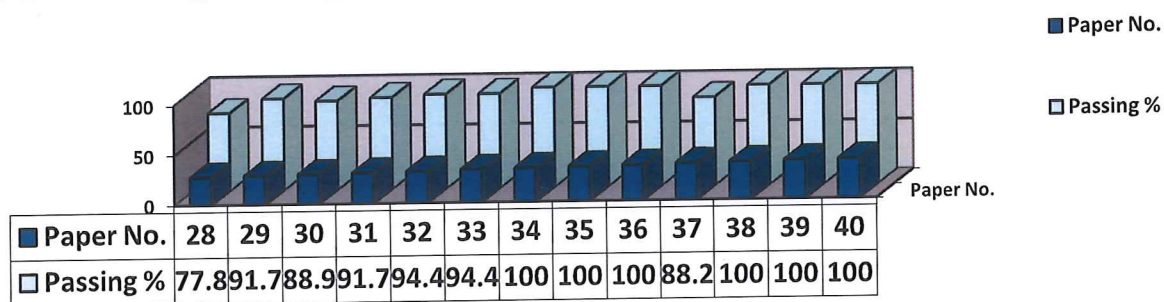
A] Result

Academic Year 2020-2021

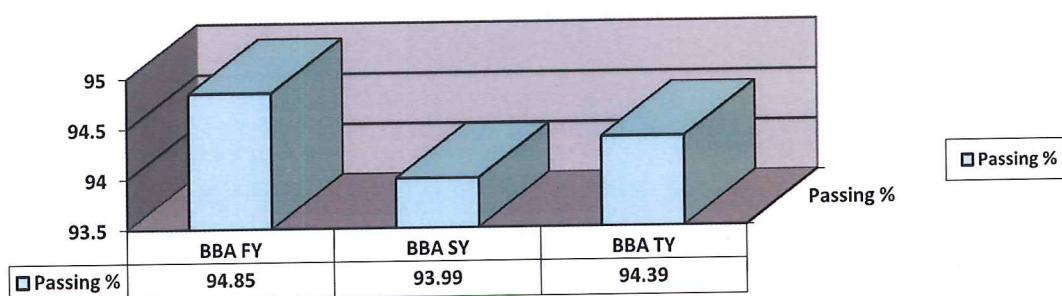
Sem	Sub	Paper No.	Students Appeared	Passed	Failed	Passed in I div	Passed in II div	Passing %
October 2020								
V	MAC	28	36	28	8	26	2	77.78
V	MP-V	29	36	33	3	32	1	91.67
V	CM-I	30	36	32	4	30	2	88.89
V	IAB	31	36	33	3	31	1	91.67
V	TL-I	32	36	34	2	34	0	94.44
V	E-BUS&I	33	36	34	2	34	0	94.44
March 2021								
VI	AUD	34	34	34	0	33	0	100.00
VI	MP-VI	35	34	34	0	32	2	100.00
VI	CM-II	36	34	34	0	33	1	100.00
VI	PROJECT	37	34	30	0	28	0	88.24
VI	TL-II	38	34	34	0	32	0	100.00
VI	CL-II	39	33	33	0	33	0	100.00



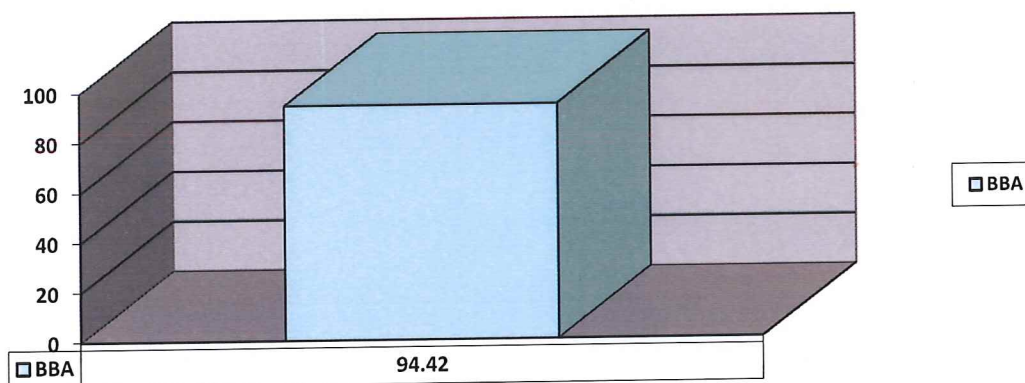
Paper wise Passing Percentage - Academic Year 2020-2021



Class wise Passing Percentage - Academic Year 2020-2021



Passing Percentage of BBA - Academic Year 2020-2021



11.2 BCA

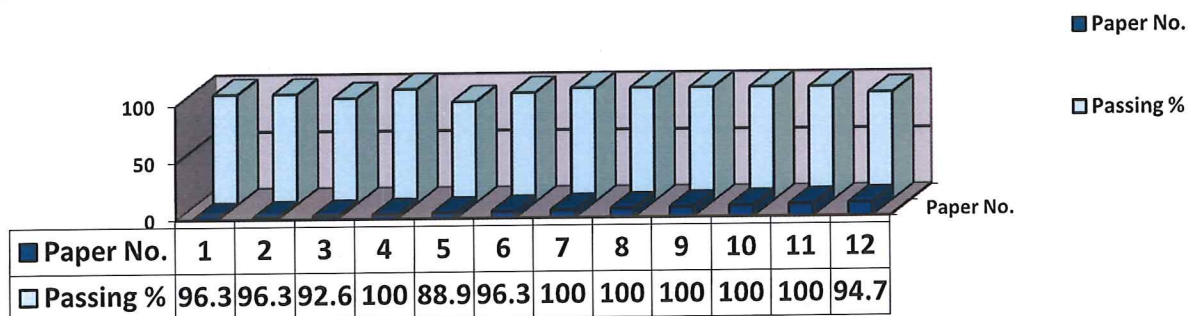
RESULT ANALYSIS OF BCA FY

A] Result

Academic Year 2020-2021

Sem	Sub	Paper No.	Students Appeared	Passed	Failed	Passed in I div	Passed in II div	Passing %
October 2020								
I	AC-I	1	27	26	1	14	7	96.30
I	IE	2	27	26	1	20	1	96.30
I	BS	3	27	25	2	24	1	92.59
I	OS-I	4	27	27	0	22	3	100.00
I	CS	5	27	24	2	19	3	88.89
I	OAT	6	27	26	1	21	2	96.30
March 2021								
II	AC-II	7	19	19	0	17	2	100.00
II	IO	8	19	19	0	16	2	100.00
II	MATHS	9	19	19	0	16	3	100.00
II	PROG IN C	10	19	19	0	17	1	100.00
II	POM	11	19	19	0	18	1	100.00
II	OS-II	12	19	18	1	18	0	94.74

Paper wise Passing Percentage - Academic Year 2020-2021




RESULT ANALYSIS OF BCA SY**A] Result****Academic Year 2020-2021**

Sem	Sub	Paper No.	Students Appeared	Passed	Failed	Passed in I div	Passed in II div	Passing %
October 2020								
III	POM	13	24	22	2	20	2	91.67
III	OOP's C	14	24	23	1	23	0	95.83
III	BL-I	15	24	23	1	22	0	95.83
III	DBMS	16	24	22	2	21	1	91.67
III	E-BUS ESE	17	24	23	1	23	0	95.83
III	RDBMS	18	24	23	1	23	0	95.83
March 2021								
IV	COST AC	19	25	20	4	5	13	80.00
IV	JP	20	25	22	2	21	1	88.00
IV	MIS & DSS	21	25	21	4	20	1	84.00
IV	LAB-JP	22	25	24	0	22	2	96.00
IV	BL-II	23	25	22	3	16	5	88.00
IV	ED	24	25	22	3	17	4	88.00
IV	PCM	25	1	1	0	1	0	100.00
IV	AN	26	24	23	1	23	0	95.83



Paper wise Passing Percentage - Academic Year 2020-2021




RESULT ANALYSIS OF BCA TY

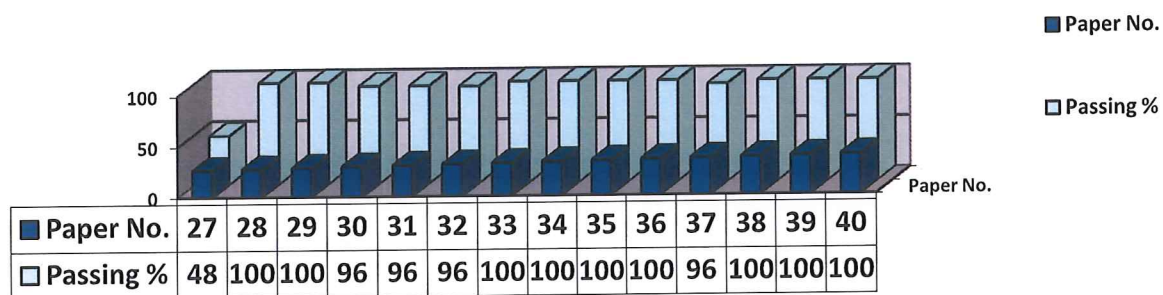
A] Result

Academic Year 2020-2021

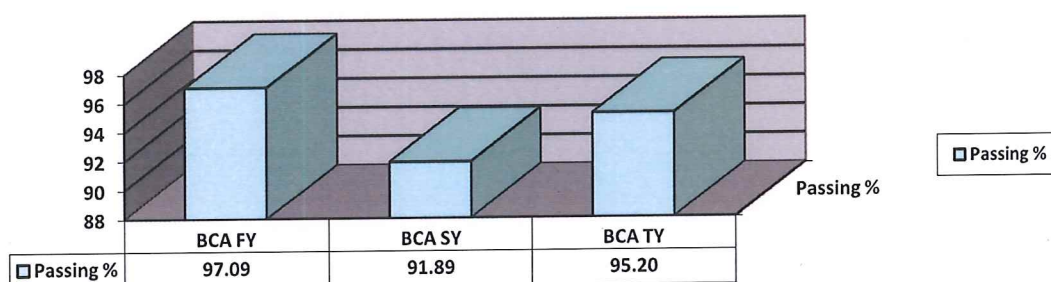
Sem	Sub	Paper No.	Students Appeared	Passed	Failed	Passed in I div	Passed in II div	Passing %
October 2020								
V	MAC	27	27	13	14	4	9	48.15
V	SQL 2017	28	27	27	0	24	2	100.00
V	VB	29	27	27	0	27	0	100.00
V	OB	30	27	26	1	25	1	96.30
V	SE	31	27	26	1	25	1	96.30
V	B&I	32	23	22	0	22	0	95.65
V	RM	33	4	4	0	4	0	100.00
March 2021								
VI	HTML5	34	28	28	0	27	0	100.00
VI	A9	35	28	28	0	28	0	100.00
VI	BL-III	36	28	28	0	25	2	100.00
VI	PROJECT	37	28	27	0	26	1	96.43
VI	ST	38	28	28	0	28	0	100.00
VI	SM	39	23	23	0	23	0	100.00
VI	EM	40	5	5	0	5	0	100.00



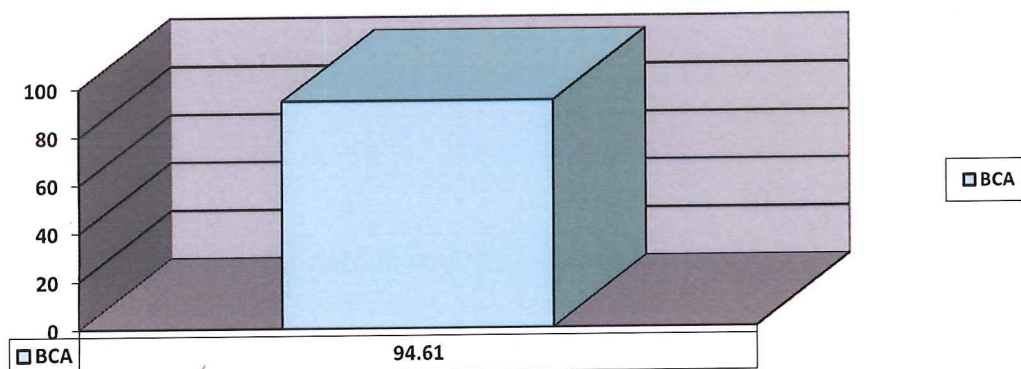
Paper wise Passing Percentage - Academic Year 2020-2021



Class wise Passing Percentage - Academic Year 2020-2021



Passing Percentage of BBY - Academic Year 2020-2021



11.3 BCom

RESULT ANALYSIS OF BCOM FY

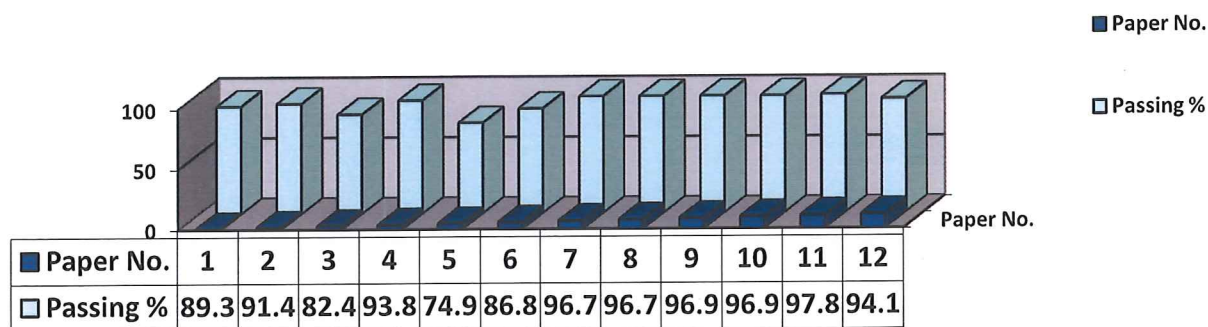
A] Result

Academic Year 2020-2021

Sem	Sub	Paper No.	Students Appeared	Passed	Failed	Passed in I div	Passed in II div	Passing %
October 2020								
I	FA-I	1	579	517	62	404	90	89.29
I	BMS-I	2	579	529	50	437	52	91.36
I	CAB	3	579	477	101	432	30	82.38
I	BIE	4	579	543	36	450	68	93.78
I	ED-I	5	375	281	94	188	61	74.93
I	OM-I	6	204	177	27	152	19	86.76
March 2021								
II	FA-II	7	574	555	10	501	42	96.69
II	BMS-II	8	574	555	11	514	34	96.69
II	BCIT	9	574	556	09	508	06	96.86
II	BOM	10	574	556	08	542	10	96.86
II	ED-II	11	371	363	04	318	36	97.84
II	OM-II	12	203	191	07	181	06	94.09



Paper wise Passing Percentage - Academic Year 2020-2021



RESULT ANALYSIS OF BCOM SY

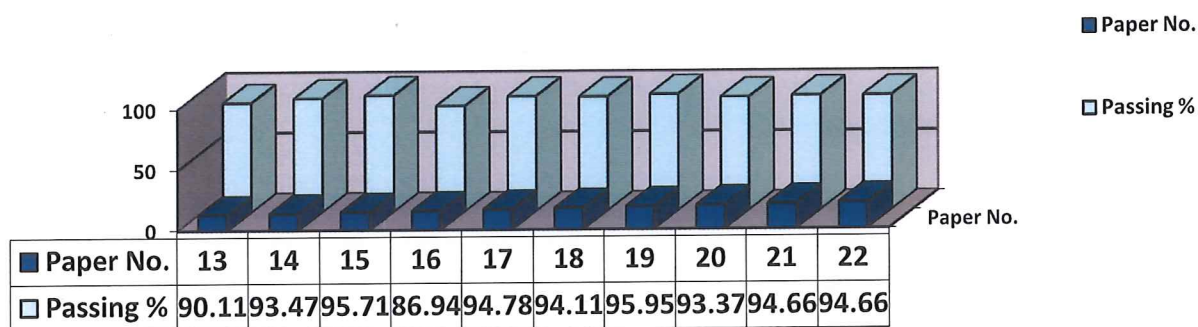
AJ Result

Academic Year 2020-2021

Sem	Sub	Paper No.	Students Appeared	Passed	Failed	Passed in I div	Passed in II div	Passing %
October 2020								
III	CORP AC-I	13	536	483	53	364	85	90.11
III	COST AC-I	14	536	501	35	442	45	93.47
III	GST AC-I	15	536	513	23	369	102	95.71
III	ITAB-I	16	536	466	68	445	17	86.94
III	ELECTIVE	17	536	508	28	446	35	94.78
March 2021								
IV	CORP AC-II	18	543	511	31	342	128	94.11
IV	COST AC-II	19	543	521	20	419	78	95.95
IV	GST AC-II	20	543	507	34	401	74	93.37
IV	ITAB-II	21	543	514	29	487	5	94.66
IV	ELECTIVE	22	543	514	28	365	108	94.66



Paper wise Passing Percentage - Academic Year 2020-2021



RESULT ANALYSIS OF BCOM TY

A] Result

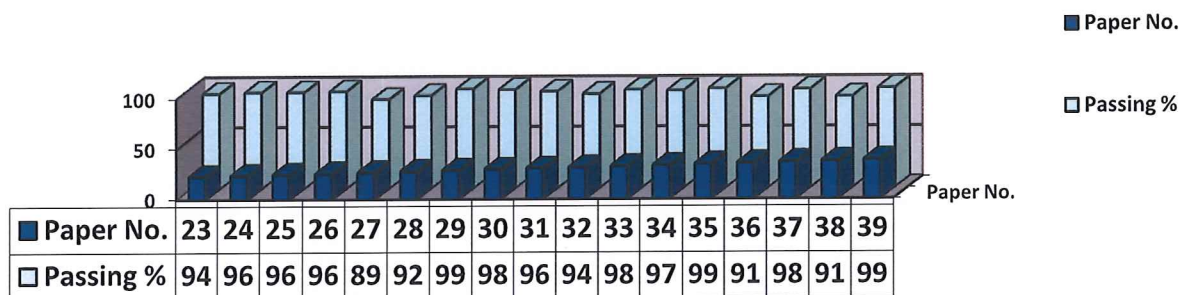
Academic Year 2020-2021

Sem	Sub	Paper No.	Students Appeared	Passed	Failed	Passed in I div	Passed in II div	Passing %
October 2020								
V	AFAC-I	23	452	427	25	379	36	94.47
V	MAC-I	24	452	432	20	391	32	95.58
V	AUD	25	452	441	11	395	35	95.57
V	BRF-I	26	452	436	16	414	16	96.46
V	COM AC-I	27	452	400	52	394	06	88.50
V	SCML	28	63	58	05	53	03	92.06
V	RDAB	29	145	143	02	133	06	98.62
V	T & T	30	92	90	02	75	12	97.83
V	MSMEM	31	152	146	06	123	15	96.05
March 2021								
VI	AFAC-II	32	514	481	31	337	105	93.58
VI	MAC-II	33	514	502	11	460	35	97.67
VI	DTAX	34	514	497	16	385	96	96.69

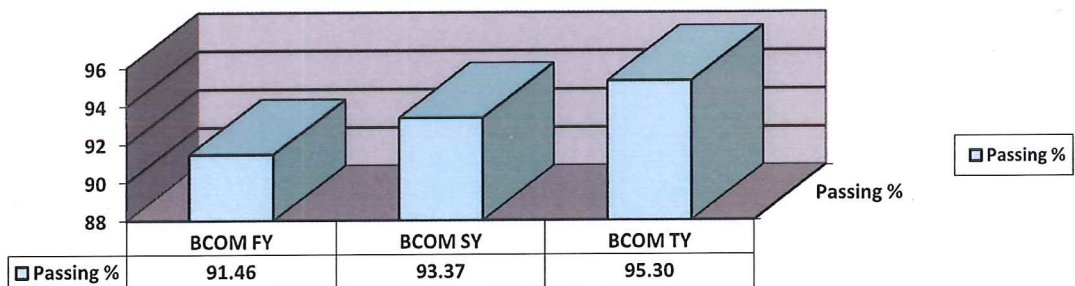


VI	BRF-II	35	514	507	06	482	18	98.64
VI	COM AC-II	36	514	466	47	461	05	90.66
VI	CM	37	294	288	04	262	22	97.96
VI	PMF	38	119	108	11	65	26	90.76
VI	AS	39	101	100	01	90	09	99.01

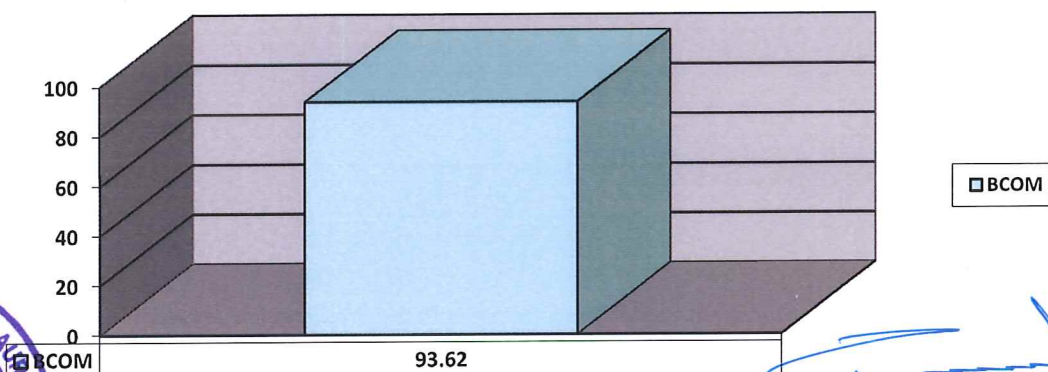
Paper wise Passing Percentage - Academic Year 2020-2021



Class wise Passing Percentage - Academic Year 2020-2021



Passing Percentage of Commerce - Academic Year 2020-2021



I/C Principal
SBES College of Arts & Commerce
Aurangabad.

2021-22




SBES College of Arts and Commerce Aurangabad

Result Analysis Report (2021-22)

Internal Quality Assurance Cell




I/C Principal
SBES College of Arts & Commerce
Aurangabad.

Contents

Sr. No.	Departments	Page No
1	English	3
2	Marathi	6
3	Hindi	8
4	Dramatics	10
5	Music	12
6	Political Science	14
7	Sociology	16
8	Economics	18
9	Public Administration	20
10	History	22
11	Commerce and Management Science	
	11.1 BBA	24
	11.2 BCA	28
	11.3 BCom	32
	11.4 MCom	37
12	Abbreviations for Subject and its Names	39



SBES COLLEGE OF ARTS AND COMMERCE, AURANGABAD

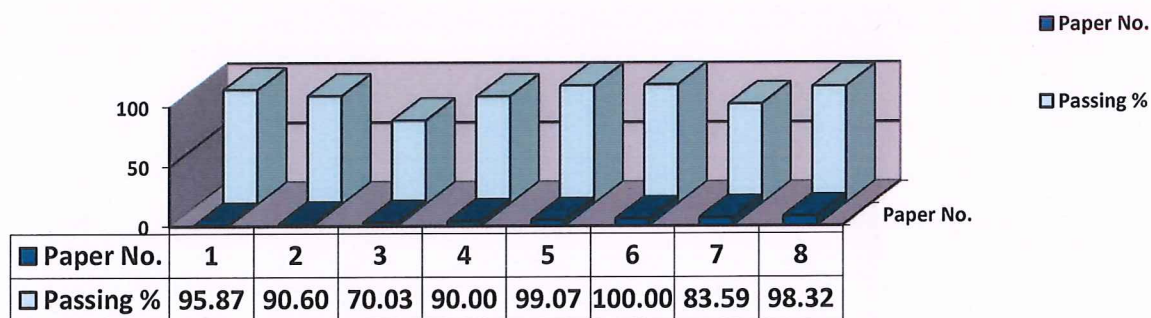
RESULT ANALYSIS OF ENGLISH (COMMERCE)

A] Result

Academic Year 2021-2022

Sem	Sub	Paper No.	Students Appeared	Passed	Failed	Passed in I div	Passed in II div	Passing %
October 2021								
I	ART-131	1	581	557	24	464	66	95.87
I	ART-138	2	117	106	11	96	10	90.60
III	COM-301	5	537	532	5	489	30	99.07
III	COM-SL-137	6	125	125	0	122	3	100.00
March 2022								
II	COM-231	3	574	402	172	167	187	70.03
II	COM-SL-137	4	120	108	12	85	16	90.00
IV	COM-401	7	524	438	86	265	140	83.59
IV	COM-SL-137	8	119	117	2	98	13	98.32

Paper wise Passing Percentage - Academic Year 2021-2022



RESULT ANALYSIS OF ENGLISH (ARTS)

A] Result

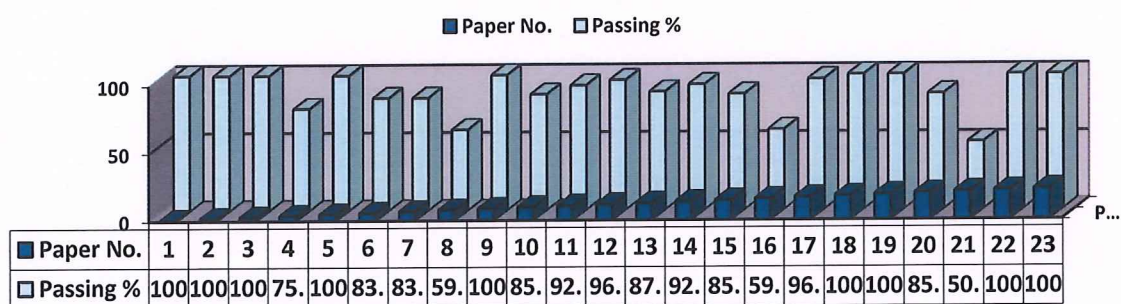
Academic Year 2021-2022

Sem	Sub	Paper No.	Students Appeared	Passed	Failed	Passed in I div	Passed in II div	Passing %
October 2021								
I	AEG-SL-131	1	13	13		12	1	100.00
I	ENG-1-13	2	24	24		21	3	100.00
I	ENG-2-13	3	22	22		21		100.00
I	ENG-CO-131	4	134	101	33	53	31	75.37
III	AEG-SL-133	9	7	7		4	2	100.00
III	ENG-5-13	10	14	12	2	11	1	85.71
III	ENG-6-13	11	13	12	1	8	3	92.31
III	ENG-CO-133	12	102	98	4	71	20	96.08
V	ENG-10-13	17	30	29	1	22	4	96.67
V	ENG-11-13	18	13	13		13		100.00
V	ENG-9-13	19	30	30		23	5	100.00
March 2022								
II	AEG-SL-132	5	11	11		5	4	100.00
II	ENG-3-13	6	24	20	4	5	12	83.33
II	ENG-4-13	7	24	20	4	9	7	83.33
II	ENG-CO-132	8	124	74	50	22	22	59.68
IV	AEG-SL-134	13	8	7	1	5	1	87.50
IV	ENG-7-13	14	14	13	1	2	7	92.86
IV	ENG-8-13	15	14	12	2	3	2	85.71

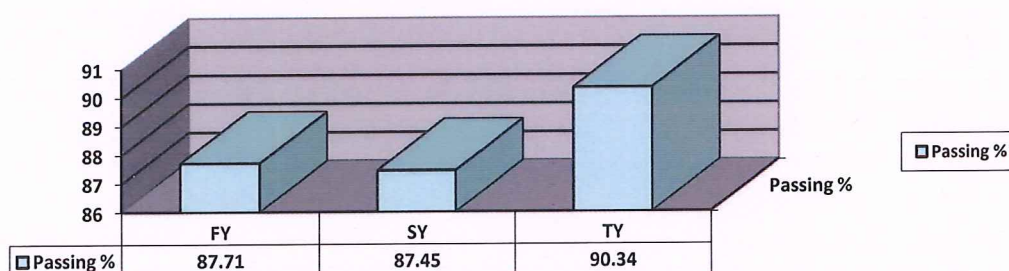


IV	ENG-CO-134	16	101	60	41	15	28	59.41
VI	ENG-12-13	20	28	24	4	15	6	85.71
VI	ENG-13-13	21	28	14	14	3	4	50.00
VI	ENG-14-13	22	11	11		8	2	100.00
VI	ENG-15-13	23	12	12		12		100.00

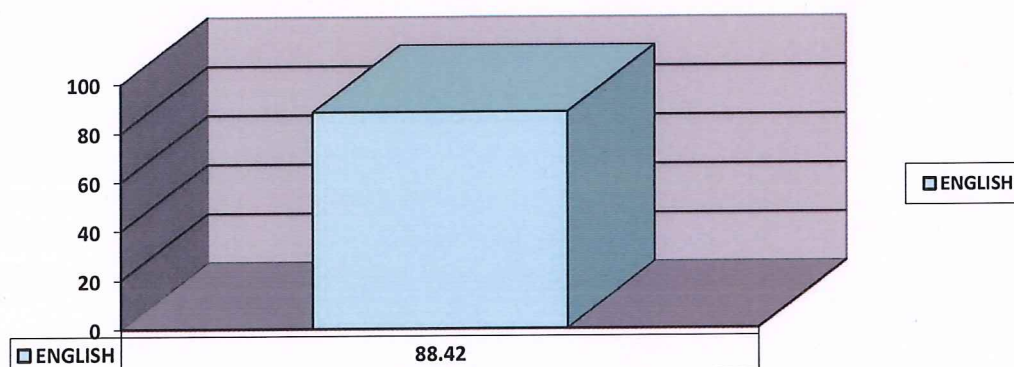
Paper wise Passing Percentage - Academic Year 2021-2022



Class wise Passing Percentage - Academic Year 2021-2022



Passing Percentage of English - Academic Year 2021-2022



SBES COLLEGE OF ARTS AND COMMERCE, AURANGABAD
RESULT ANALYSIS OF MARATHI (COM & ARTS)

A] Result


Academic Year 2021-2022

Sem	Sub	Paper No.	Students Appeared	Passed	Failed	Passed in I div	Passed in II div	Passing %
October 2021								
I	ART-132 (COM)	1	233	219	14	159	43	93.99
I	MAR-1-13	2	16	14	2	11	2	87.50
I	MAR-2-13	3	15	10	5	5	1	66.67
I	MAR-SL-131	4	74	65	9	54	8	87.84
III	COM-SL-131 (COM)	5	203	196	7	170	19	96.55
III	MAR-5-13	6	18	16	2	14	1	88.89
III	MAR-6-13	7	18	15	3	7	3	83.33
III	MAR-SL-133	8	57	55	2	42	4	96.49
V	MAR-10-13	9	31	29	2	17	9	93.55
V	MAR-11-13	10	3	2	1	2		66.67
V	MAR-9-13	11	31	27	4	4	12	87.10
March 2022								
II	COM-SL-131 (COM)	12	230	194	36	64	84	84.35
II	MAR-3-13	13	13	11	2	2	7	84.62
II	MAR-4-13	14	13	13		4	4	100.00
II	MAR-SL-132	15	65	52	13	25	15	80.00
IV	COM-SL-131 (COM)	16	201	165	36	91	51	82.09
IV	MAR-7-13	17	17	12	5	7	4	70.59
IV	MAR-8-13	18	17	15	2	7	6	88.24

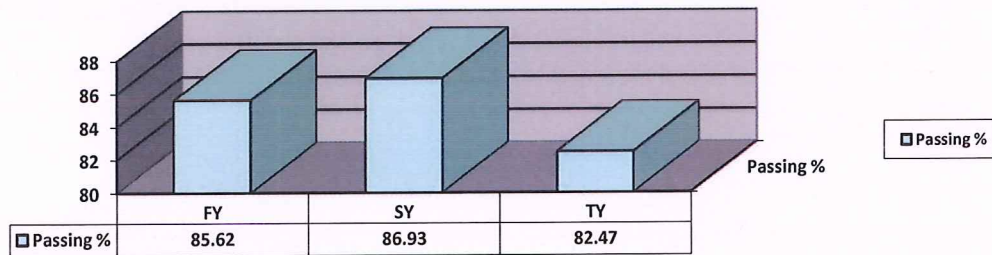


IV	MAR-SL-134	19	56	50	6	10	34	89.29
VI	MAR-12-13	20	30	26	4	9	8	86.67
VI	MAR-13-13	21	30	23	7	9	4	76.67
VI	MAR-14-13	22	3	2	1	1	1	66.67
VI	MAR-15-13	23	2	2		2		100.00

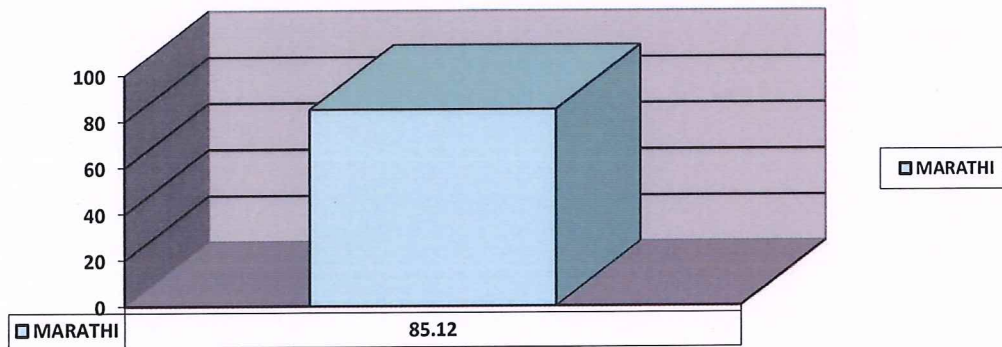
Paper wise Passing Percentage - Academic Year 2021-2022



Class wise Passing Percentage - Academic Year 2021-2022



Passing Percentage of Marathi - Academic Year 2021-2022



SBES COLLEGE OF ARTS AND COMMERCE, AURANGABAD
RESULT ANALYSIS OF HINDI (COM & ARTS)

A] Result

Academic Year 2021-2022

Sem	Sub	Paper No.	Students Appeared	Passed	Failed	Passed in I div	Passed in II div	Passing %
October 2021								
I	ART-137 (COM)	1	231	216	15	169	30	93.51
I	HIN-1-13	2	20	18	2	13	4	90.00
I	HIN-2-13	3	18	17	1	11	5	94.44
I	HIN-SL-131	4	49	46	3	38	6	93.88
III	COM-SL-136 (COM)	9	209	207	2	171	30	99.04
III	HIN-5-13	10	17	17		13	3	100.00
III	HIN-6-13	11	17	17		9	5	100.00
III	HIN-SL-133	12	37	37		31	3	100.00
V	HIN-10-13	17	19	17	2	13	1	89.47
V	HIN-11-13	18	3	3		2	1	100.00
V	HIN-9-13	19	19	16	3	13	1	84.21
March 2022								
II	COM-SL-136 (COM)	5	229	181	48	109	46	79.04
II	HIN-3-13	6	19	4	15	1	2	21.05
II	HIN-4-13	7	19	4	15		1	21.05
II	HIN-SL-132	8	45	23	22	3	15	51.11
IV	COM-SL-136 (COM)	13	205	147	58	21	54	71.71
IV	HIN-7-13	14	18	14	4	3	8	77.78
IV	HIN-8-13	15	18	13	5	1	6	72.22

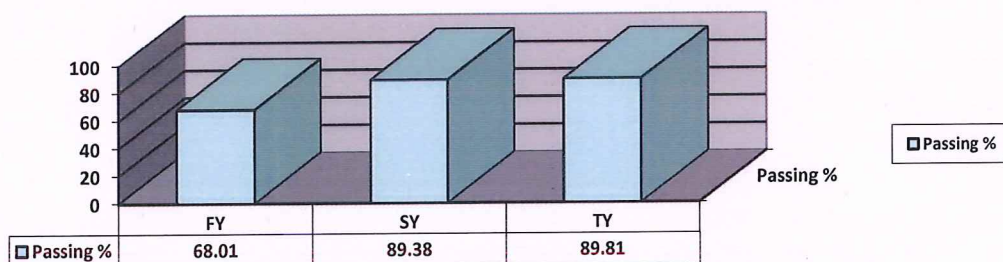


IV	HIN-SL-134	16	35	33	2	20	8	94.29
VI	HIN-12-13	20	20	16	4	1	9	80.00
VI	HIN-13-13	21	20	15	5	2	6	75.00
VI	HIN-14-13	22	2	2		1		100.00
VI	HIN-15-13	23	2	2		2		100.00

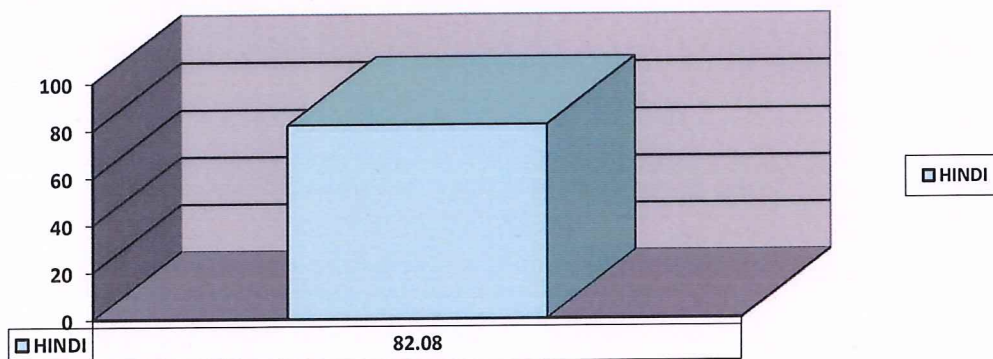
Paper wise Passing Percentage - Academic Year 2021-2022



Class wise Passing Percentage - Academic Year 2021-2022



Passing Percentage of Hindi - Academic Year 2021-2022



SBES COLLEGE OF ARTS AND COMMERCE, AURANGABAD
RESULT ANALYSIS OF DRAMATICS

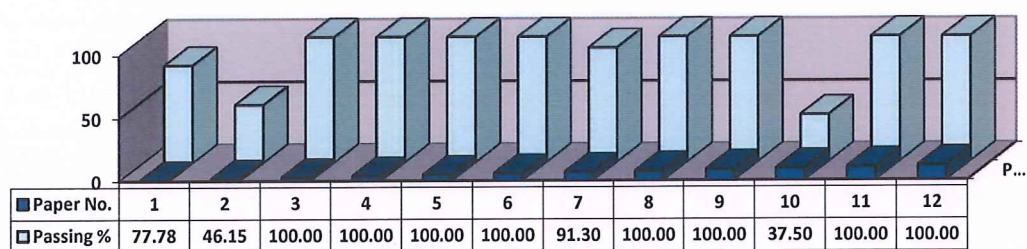
A] Result

Academic Year 2021-2022

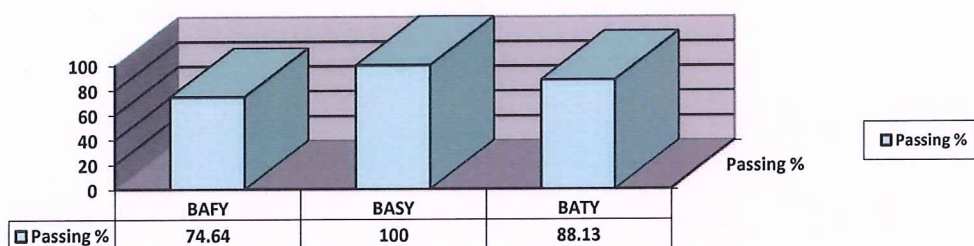
Sem	Sub	Paper No.	Students Appeared	Passed	Failed	Passed in I div	Passed in II div	Passing %
October 2021								
I	DRA-1-13	1	18	14	4	5	7	77.78
III	DRA-5-13	4	2	2		1		100.00
V	DRA-8-13	7	23	21	2	12	9	91.30
V	DRA-9-13	8	12	12		11	1	100.00
March 2022								
II	DRA-3-13	2	13	6	7	1	2	46.15
II	DRA-4-13	3	11	11		11		100.00
IV	DRA-6-13	5	2	2			1	100.00
IV	DRA-7-13	6	2	2		2		100.00
VI	DRA-10-13	9	20	20		6	10	100.00
VI	DRA-11-13	10	8	3	5		1	37.50
VI	DRA-12-13	11	19	19		9	10	100.00
VI	DRA-13-13	12	8	8		8		100.00



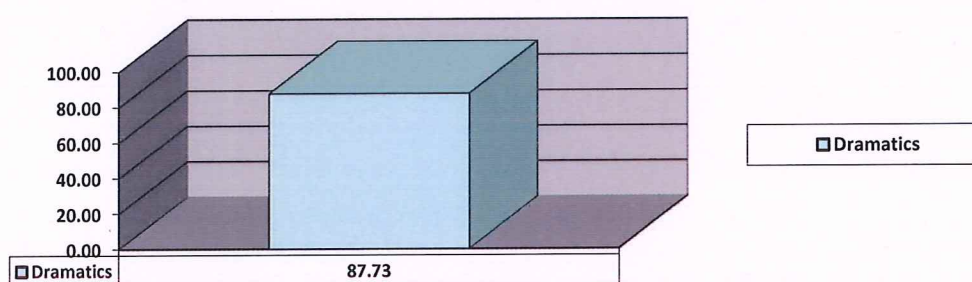
Paper wise Passing Percentage - Academic Year 2021-2022



Class wise Passing Percentage - Academic Year 2021-2022



Passing Percentage of Dramatics - Academic Year 2021-2022



SBES COLLEGE OF ARTS AND COMMERCE, AURANGABAD
RESULT ANALYSIS OF MUSIC

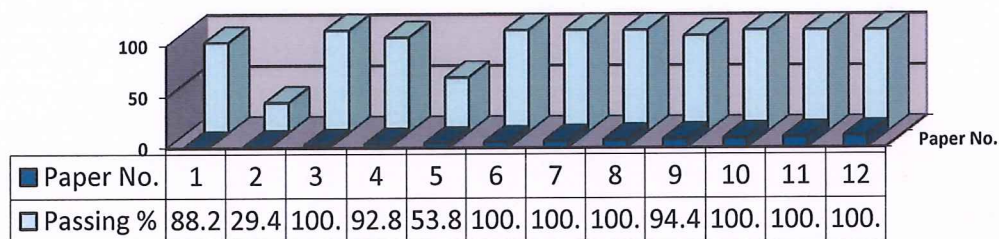
A] Result

Academic Year 2021-2022

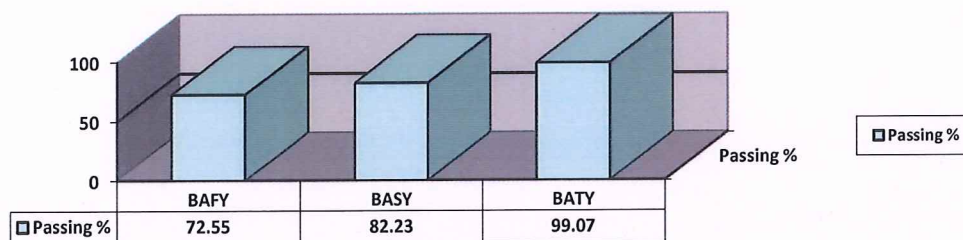
Sem	Sub	Paper No.	Students Appeared	Passed	Failed	Passed in I div	Passed in II div	Passing %
October 2021								
I	MUS-1-13	1	17	15	2	12	3	88.24
III	MUS-5-13	4	14	13	1	6	3	92.86
V	MUS-8-13	7	19	19		17	2	100.00
V	MUS-9-13	8	12	12		12		100.00
March 2022								
II	MUS-3-13	2	17	5	12	2	2	29.41
II	MUS-4-13	3	15	15		15		100.00
IV	MUS-6-13	5	13	7	6	2	3	53.85
IV	MUS-7-13	6	12	12		12		100.00
VI	MUS-10-13	9	18	17	1	7	6	94.44
VI	MUS-11-13	10	10	10		5	5	100.00
VI	MUS-12-13	11	17	17		17		100.00
VI	MUS-13-13	12	10	10		10		100.00



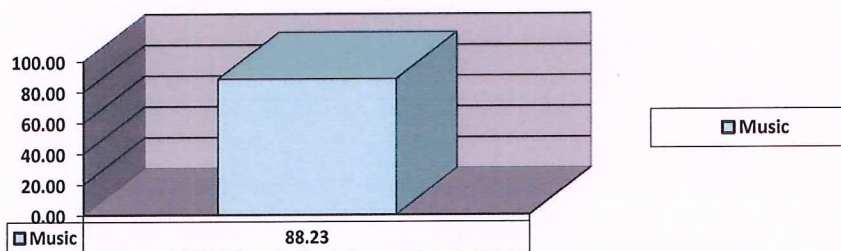
Paper wise Passing Percentage - Academic Year 2021-2022



Class wise Passing Percentage - Academic Year 2021-2022



Passing Percentage of Music - Academic Year 2021-2022



SBES COLLEGE OF ARTS AND COMMERCE, AURANGABAD
RESULT ANALYSIS OF POLITICAL SCIENCE

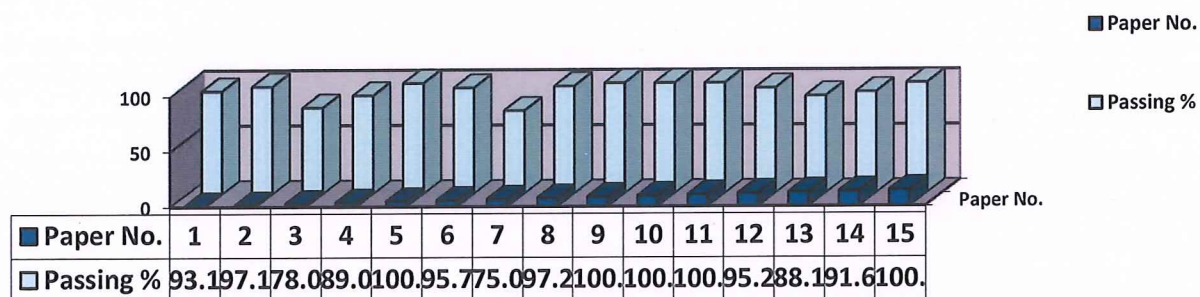
A] Result

Academic Year 2021-2022

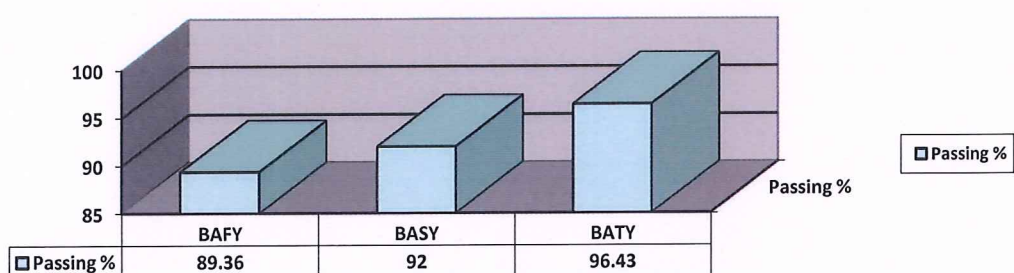
Sem	Sub	Paper No.	Students Appeared	Passed	Failed	Passed in I div	Passed in II div	Passing %
October 2021								
I	POL-1-13	1	73	68	5	59	3	93.15
I	POL-2-13	2	71	69	2	60	8	97.18
III	POL-5-13	5	72	72		68	2	100.00
III	POL-6-13	6	71	68	3	56	9	95.77
V	POL-10-13	9	89	89		56	29	100.00
V	POL-11-13	10	35	35		17	12	100.00
V	POL-9-13	11	89	89		89		100.00
March 2022								
II	POL-3-13	3	73	57	16	17	17	78.08
II	POL-4-13	4	73	65	8	18	30	89.04
IV	POL-7-13	7	72	54	18	39	11	75.00
IV	POL-8-13	8	72	70	2	30	27	97.22
VI	POL-12-13	12	84	80	4	40	33	95.24
VI	POL-13-13	13	84	74	10	29	34	88.10
VI	POL-14-13	14	36	33	3	14	12	91.67
VI	POL-15-13	15	35	35		35		100.00



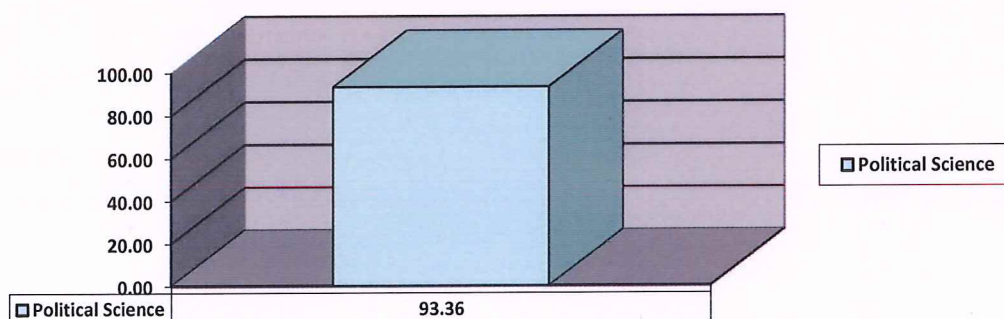
Paper wise Passing Percentage - Academic Year 2021-2022



Class wise Passing Percentage - Academic Year 2021-2022



Passing Percentage of Political Science - Academic Year 2021-2022



SBES COLLEGE OF ARTS AND COMMERCE, AURANGABAD
RESULT ANALYSIS OF SOCIOLOGY

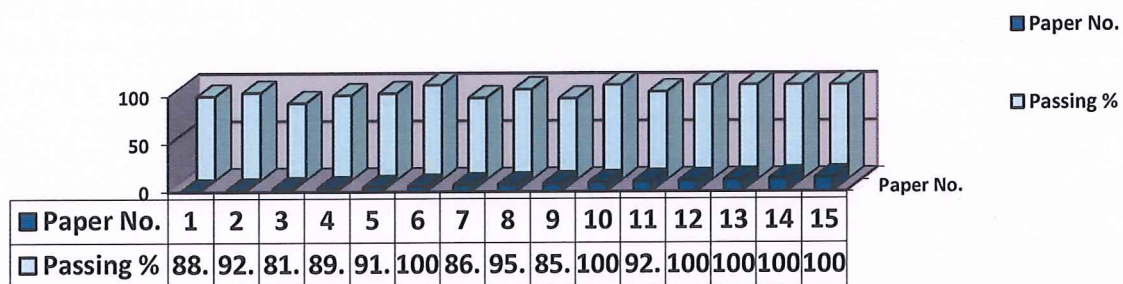
A] Result

Academic Year 2021-2022


Sem	Sub	Paper No.	Students Appeared	Passed	Failed	Passed in I div	Passed in II div	Passing %
October 2021								
I	SBA-1-13	1	43	38	5	20	13	88.37
I	SBA-2-13	2	38	35	3	21	10	92.11
III	SBA-5-13	5	23	21	2	6	9	91.30
III	SBA-6-13	6	22	22		15	6	100.00
V	SBA-10-13	9	28	24	4	6	14	85.71
V	SBA-11-13	10	10	10		9		100.00
V	SBA-9-13	11	28	26	2	26		92.86
March 2022								
II	SBA-3-13	3	37	30	7	2	15	81.08
II	SBA-4-13	4	37	33	4	4	20	89.19
IV	SBA-7-13	7	22	19	3	2	11	86.36
IV	SBA-8-13	8	22	21	1	8	9	95.45
VI	SOC-12-13	12	27	27			14	100.00
VI	SOC-13-13	13	27	27		5	18	100.00
VI	SOC-14-13	14	11	11		4	7	100.00
VI	SOC-15-13	15	12	12		11	1	100.00



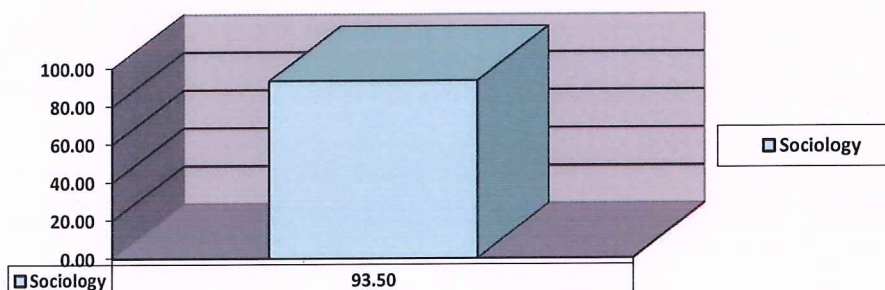
Paper wise Passing Percentage - Academic Year 2021-2022



Class wise Passing Percentage - Academic Year 2021-2022



Passing Percentage of Sociology - Academic Year 2021-2022



SBES COLLEGE OF ARTS AND COMMERCE, AURANGABAD
RESULT ANALYSIS OF ECONOMICS

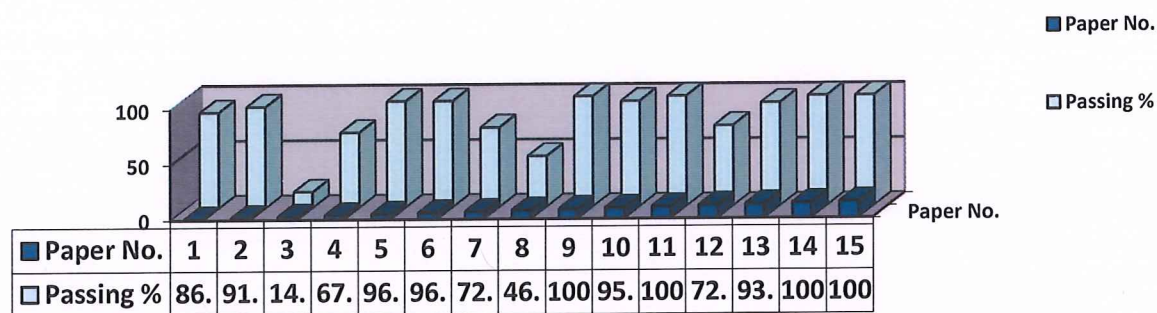
A] Result

Academic Year 2020-2021


Sem	Sub	Paper No.	Students Appeared	Passed	Failed	Passed in I div	Passed in II div	Passing %
October 2021								
I	ECO-1-13	1	60	52	8	31	16	86.67
I	ECO-2-13	2	60	55	5	47	2	91.67
III	ECO-5-13	5	53	51	2	42	9	96.23
III	ECO-6-13	6	53	51	2	19	27	96.23
V	ECO-10-13	9	52	52		50	2	100.00
V	ECO-11-13	10	22	21	1	19	2	95.45
V	ECO-9-13	11	52	52		31	14	100.00
March 2022								
II	ECO-3-13	3	56	8	48	3	1	14.29
II	ECO-4-13	4	56	38	18	4	15	67.86
IV	ECO-7-13	7	50	36	14	8	12	72.00
IV	ECO-8-13	8	50	23	27	4	10	46.00
VI	ECO-12-13	12	48	35	13	15	10	72.92
VI	ECO-13-13	13	47	44	3	21	16	93.62
VI	ECO-14-13	14	23	23		19	3	100.00
VI	ECO-15-13	15	21	21		19	2	100.00



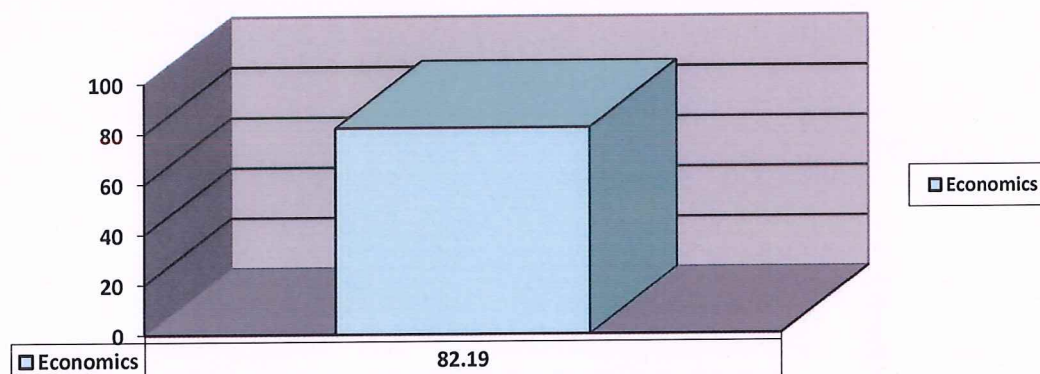
Paper wise Passing Percentage - Academic Year 2021-2022



Class wise Passing Percentage - Academic Year 2021-2022



Passing Percentage of Economics - Academic Year 2021-2022



SBES COLLEGE OF ARTS AND COMMERCE, AURANGABAD
RESULT ANALYSIS OF PUBLIC ADMINISTRATION

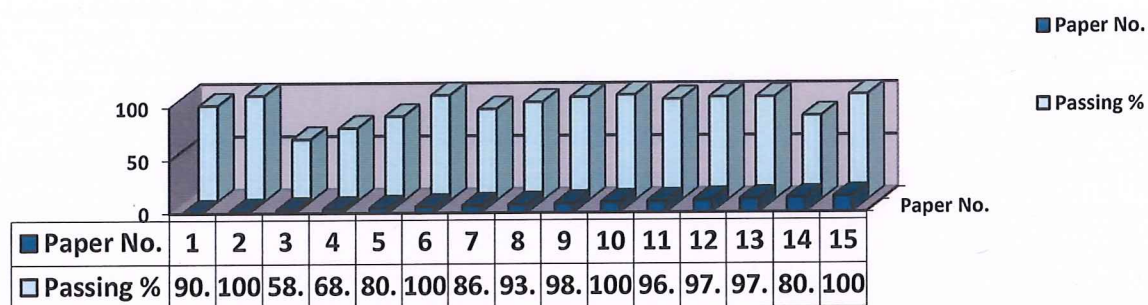
A] Result

Academic Year 2021-2022

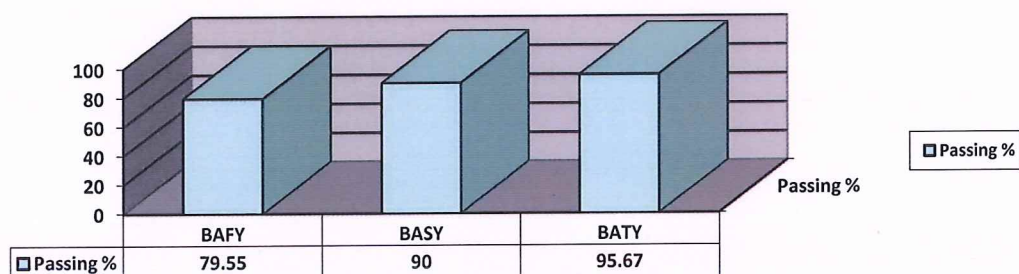
Sem	Sb	Paper No.	Students Appeared	Passed	Failed	Passed in I div	Passed in II div	Passing %
October 2021								
I	PUB-1-13	1	32	29	3	18	7	90.63
I	PUB-2-13	2	30	30		29	1	100.00
III	PUB-5-13	5	15	12	3	4	6	80.00
III	PUB-6-13	6	15	15		14	1	100.00
V	PUB-10-13	9	50	49	1	47	2	98.00
V	PUB-11-13	10	7	7		7		100.00
V	PUB-9-13	11	50	48	2	42	6	96.00
March 2022								
II	PUB-3-13	3	29	17	12	7	2	58.62
II	PUB-4-13	4	29	20	9	7	5	68.97
IV	PUB-7-13	7	15	13	2	4	6	86.67
IV	PUB-8-13	8	15	14	1	1	8	93.33
VI	PUB-12-13	12	47	46	1	30	12	97.87
VI	PUB-13-13	13	46	45	1	29	12	97.83
VI	PUB-14-13	14	10	8	2	2	4	80.00
VI	PUB-15-13	15	9	9		9		100.00



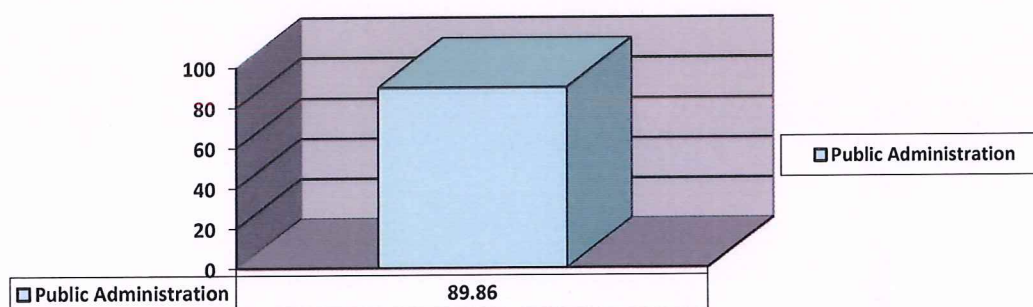
Paper wise Passing Percentage - Academic Year 2021-2022



Class wise Passing Percentage - Academic Year 2021-2022



Passing Percentage of Public Administration - Academic Year 2021-2022



SBES COLLEGE OF ARTS AND COMMERCE, AURANGABAD
RESULT ANALYSIS OF HISTORY

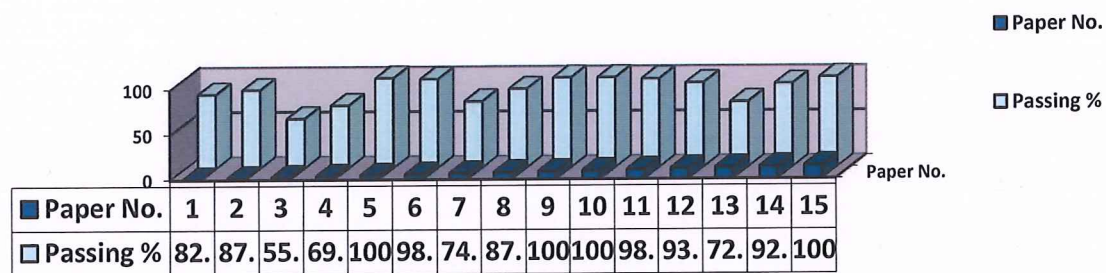
A] Result

Academic Year 2021-2022

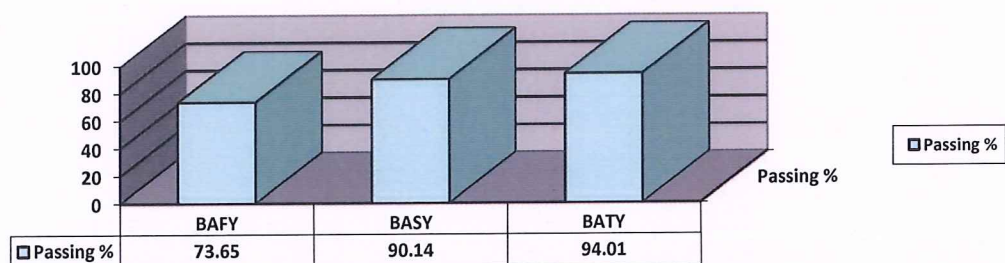
Sem	Sub	Paper No.	Students Appeared	Passed	Failed	Passed in I div	Passed in II div	Passing %
October 2021								
I	HIS-1-13	1	90	74	16	35	25	82.22
I	HIS-2-13	2	85	74	11	50	16	87.06
III	HIS-5-13	5	85	85		81	3	100.00
III	HIS-6-13	6	85	84	1	78	4	98.82
V	HIS-10-13	9	70	70		70		100.00
V	HIS-11-13	10	15	15		14		100.00
V	HIS-9-13	11	70	69	1	60	9	98.57
March 2022								
II	HIS-3-13	3	83	46	37	3	20	55.42
II	HIS-4-13	4	83	58	25	13	22	69.88
IV	HIS-7-13	7	81	60	21	7	26	74.07
IV	HIS-8-13	8	81	71	10	18	42	87.65
VI	HIS-12-13	12	66	62	4	34	20	93.94
VI	HIS-13-13	13	66	48	18	11	16	72.73
VI	HIS-14-13	14	14	13	1		8	92.86
VI	HIS-15-13	15	14	14		12	1	100.00



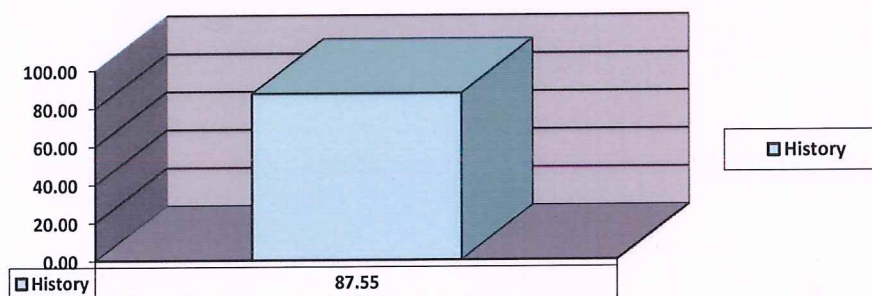
Paper wise Passing Percentage - Academic Year 2021-2022



Class wise Passing Percentage - Academic Year 2021-2022



Passing Percentage of History - Academic Year 2021-2022

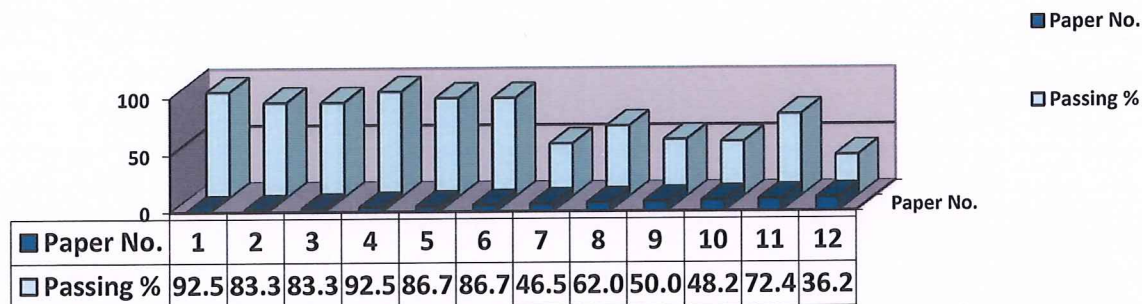


SBES COLLEGE OF ARTS AND COMMERCE, AURANGABAD**11.1 BBA****RESULT ANALYSIS OF BBA FY****A] Result****Academic Year 2021-2022**

Sem	Sub	Paper No.	Students Appeared	Passed	Failed	Passed in I div	Passed in II div	Passing %
October 2021								
I	BBA-101-I	1	54	50	4	49		92.59
I	BBA-102-II	2	54	45	9	35	8	83.33
I	BBA-103-II	3	54	45	9	35	10	83.33
I	BBA-104-IV	4	54	50	4	47	2	92.59
I	BBA-105-V	5	53	46	7	35	9	86.79
I	BBA-201	6	53	46	7	38	7	86.79
March 2022								
II	BBA-106	7	58	27	31	16	10	46.55
II	BBA-107	8	58	36	22	16	14	62.07
II	BBA-108	9	58	29	29	5	19	50.00
II	BBA-109	10	58	28	30	13	14	48.28
II	BBA-110	11	58	42	16	22	18	72.41
II	BBA-203	12	58	21	37	13	8	36.21



Paper wise Passing Percentage - Academic Year 2021-2022



RESULT ANALYSIS OF BBA SY


A] Result

Academic Year 2020-2021

Sem	Sub	Paper No.	Students Appeared	Passed	Failed	Passed in I div	Passed in II div	Passing %
October 2021								
III	BBA-301	13	72	66	6	34	21	91.67
III	BBA-302	14	72	72		68	1	100.00
III	BBA-303	15	72	72		55	12	100.00
III	BBA-304	16	71	71		62	6	100.00
III	BBA-305	17	72	72		66	5	100.00
III	BBA-306	18	72	70	2	57	12	97.22
March 2022								
IV	BBA-401	19	67	54	13	22	30	80.60
IV	BBA-402	20	67	62	5	36	24	92.54
IV	BBA-403	21	67	46	21	21	23	68.66
IV	BBA-404	22	67	58	9	31	23	86.57
IV	BBA-405/6	23	66	51	15	49	1	77.27
IV	BBA-407	24	58	49	9	34	9	84.48
IV	BBA-408	25	9	9		6	1	100.00



Paper wise Passing Percentage - Academic Year 2020-2021



RESULT ANALYSIS OF BBA TY

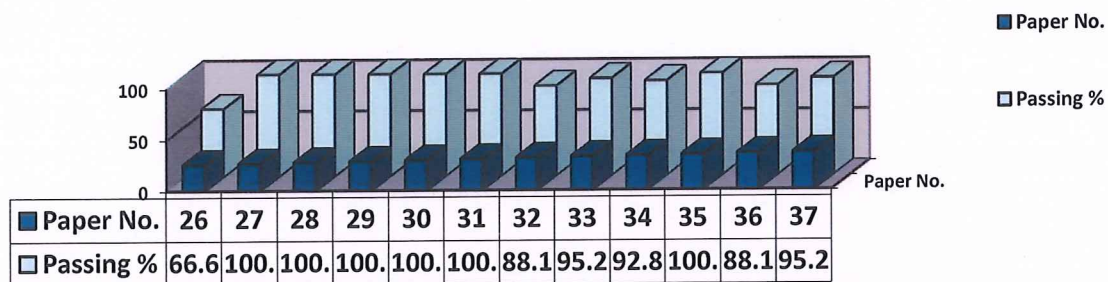
A] Result

Academic Year 2021-2022

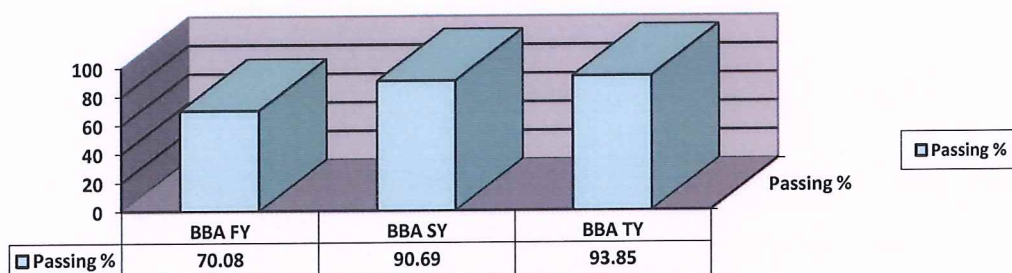
Sem	Sub	Paper No.	Students Appeared	Passed	Failed	Passed in I div	Passed in II div	Passing %
October 2021								
V	BBA-501	26	45	30	15	7	16	66.67
V	BBA-502	27	45	45		43	2	100.00
V	BBA-503	28	45	45		43	2	100.00
V	BBA-504	29	45	45		43	1	100.00
V	BBA-505	30	45	45		43	2	100.00
V	BBA-506	31	45	45		45		100.00
March 2022								
VI	BBA-601	32	42	37	5	29	8	88.10
VI	BBA-602	33	42	40	2	23	16	95.24
VI	BBA-603	34	42	39	3	31	8	92.86
VI	BBA-604	35	42	42		28	8	100.00
VI	BBA-605	36	42	37	5	22	14	88.10
VI	BBA-606	37	42	40	2	23	14	95.24



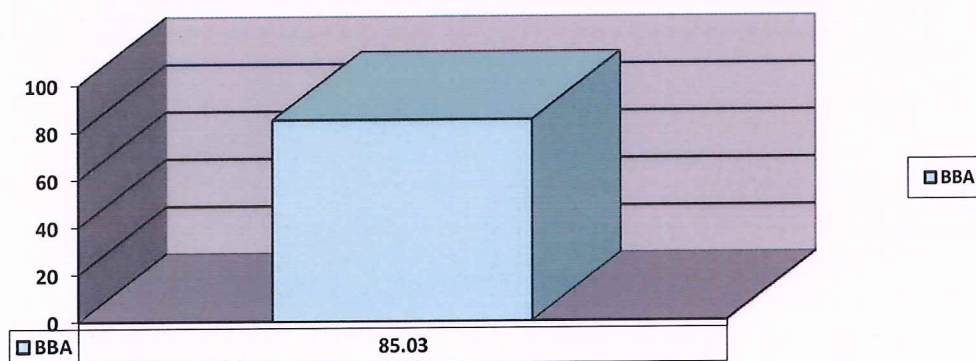
Paper wise Passing Percentage - Academic Year 2021-2022



Class wise Passing Percentage - Academic Year 2021-2022



Passing Percentage of BBA - Academic Year 2021-2022



11.2 BCA

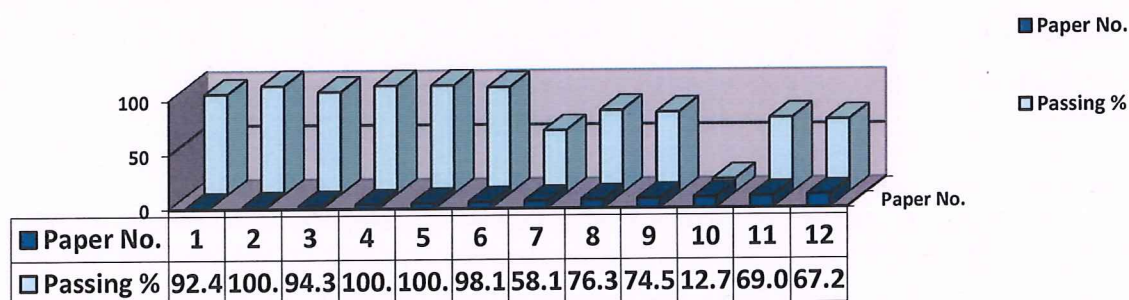
RESULT ANALYSIS OF BCA FY

A] Result

Academic Year 2021-2022

Sem	Sub	Paper No.	Students Appeared	Passed	Failed	Passed in I div	Passed in II div	Passing %
October 2021								
I	BCA-101-I	1	53	49	4	37	8	92.45
I	BCA-102-II	2	53	53		48	5	100.00
I	BCA-103-II	3	53	50	3	31	12	94.34
I	BCA-104-IV	4	53	53		48	3	100.00
I	BCA-105-V	5	53	53		46	4	100.00
I	BCA-106-VI	6	53	52	1	51	1	98.11
March 2022								
II	BCA-201-VI	7	55	32	23	19	10	58.18
II	BCA-202-VI	8	55	42	13	16	23	76.36
II	BCA-203-IX	9	55	41	14	26	13	74.55
II	BCA-204-X	10	55	7	48	2	4	12.73
II	BCA-205-XI	11	55	38	17	15	17	69.09
II	BCA-206-XI	12	55	37	18	20	17	67.27

Paper wise Passing Percentage - Academic Year 2021-2022




RESULT ANALYSIS OF BCA SY**A] Result****Academic Year 2021-2022**

Sem	Sub	Paper No.	Students Appeared	Passed	Failed	Passed in I div	Passed in II div	Passing %
October 2021								
III	BCA-301	13	23	22	1	21		95.65
III	BCA-302	14	23	23		21		100.00
III	BCA-303	15	23	23		21	2	100.00
III	BCA-304	16	23	23		21	1	100.00
III	BCA-305	17	23	23		21	1	100.00
III	BCA-306	18	23	21	2	12	2	91.30
March 2022								
IV	BCA 402/4	19	21	21		19	1	100.00
IV	BCA-401	20	21	19	2	16	1	90.48
IV	BCA-403	21	21	14	7	1	12	66.67
IV	BCA-405	22	21	20	1	13	6	95.24
IV	BCA-406	23	21	17	4	12	4	80.95
IV	BCA-407	24	1	1		1		100.00
IV	BCA-408	25	20	20		20		100.00



Paper wise Passing Percentage - Academic Year 2021-2022



RESULT ANALYSIS OF BCA TY


A] Result

Academic Year 2021-2022

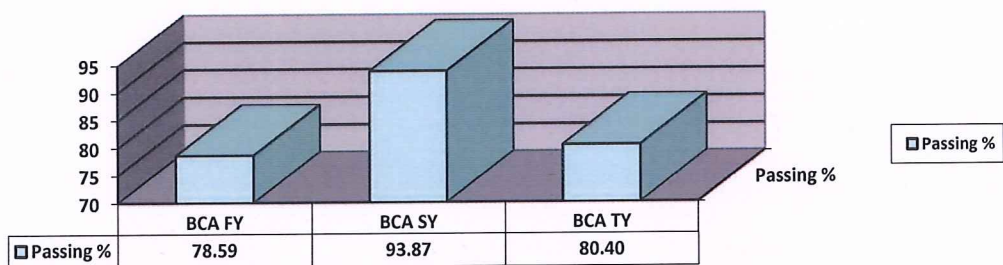
Sem	Sub	Paper No.	Students Appeared	Passed	Failed	Passed in I div	Passed in II div	Passing %
October 2021								
V	BCA-501	26	25	16	9	7	7	64.00
V	BCA-502	27	25	23	2	21	1	92.00
V	BCA-503	28	25	25		24	1	100.00
V	BCA-504	29	25	25		24	1	100.00
V	BCA-505	30	25	25		23	2	100.00
V	BCA-506	31	24	23	1	23		95.83
V	BCA-507	32	1	1		1		100.00
March 2022								
VI	BCA601	33	23	14	9	4	10	60.87
VI	BCA602	34	23	18	5	10	8	78.26
VI	BCA603	35	23	14	9	3	11	60.87
VI	BCA604	36	23	23		23		100.00
VI	BCA605	37	23	18	5	6	12	78.26
VI	BCA606	38	22	21	1	15	6	95.45
VI	BCA607	39	1	0	1			0.00



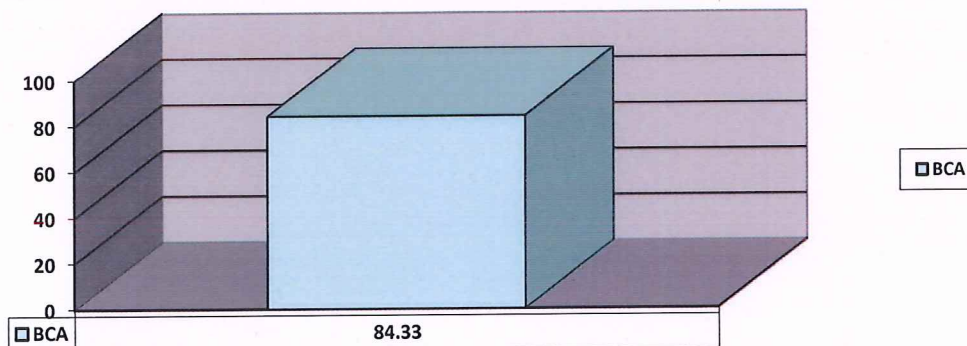
Paper wise Passing Percentage - Academic Year 2021-2022



Class wise Passing Percentage - Academic Year 2021-2022



Passing Percentage of BCA- Academic Year 2021-2022



11.3 BCom

RESULT ANALYSIS OF BCOM FY

A] Result

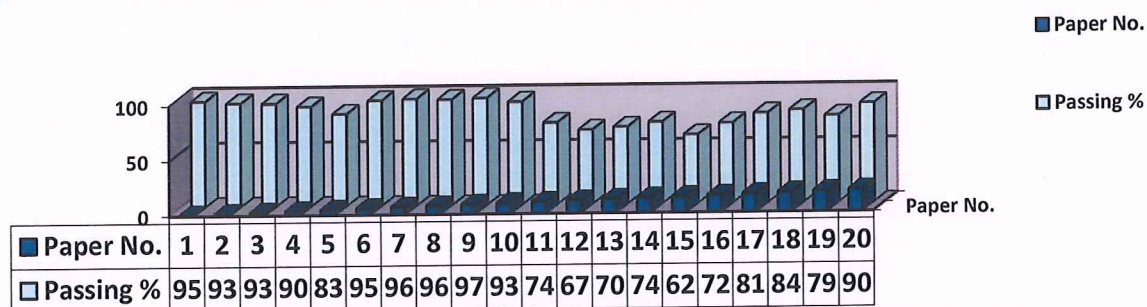
Academic Year 2021-2022

Sem	Sub	Paper No.	Students Appeared	Passed	Failed	Passed in I div	Passed in II div	Passing %
October 2021								
I	ART-131	1	581	557	24	464	66	95.87
I	ART-132	2	233	219	14	159	43	93.99
I	ART-137	3	231	216	15	169	30	93.51
I	ART-138	4	117	106	11	96	10	90.60
I	COM-132(R)	5	580	485	95	483	2	83.62
I	COM-133	6	580	554	26	485	55	95.52
I	COM-134	7	578	560	18	512	39	96.89
I	COM-135	8	582	559	23	451	78	96.05
I	COM-201	9	284	276	8	233	34	97.18
I	COM-202	10	295	276	19	169	77	93.56
March 2022								
II	COM-203	11	284	211	73	81	112	74.30
II	COM-204	12	290	196	94	86	76	67.59
II	COM-231	13	574	402	172	167	187	70.03
II	COM-232	14	573	426	147	240	114	74.35
II	COM-233	15	576	360	216	197	123	62.50
II	COM-234	16	577	421	156	219	155	72.96
II	COM-235(R)	17	574	469	105	443	26	81.71
II	COM-SL-131	18	230	194	36	64	84	84.35



II	COM-SL-136	19	229	181	48	109	46	79.04
II	COM-SL-137	20	120	108	12	85	16	90.00

Paper wise Passing Percentage - Academic Year 2021-2022



RESULT ANALYSIS OF BCOM SY

A] Result

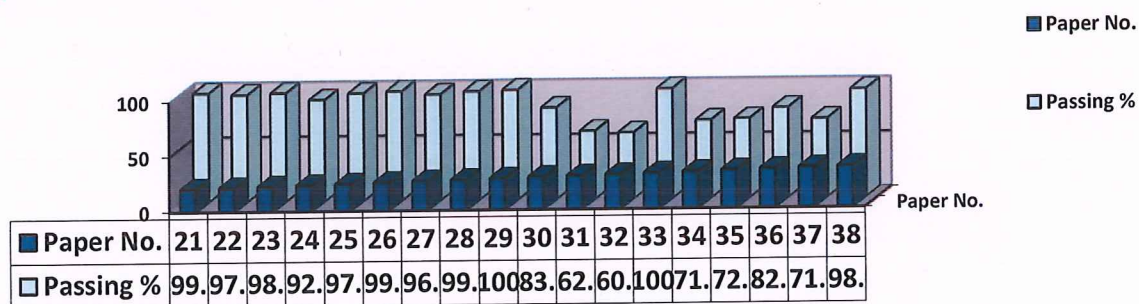
Academic Year 2021-2022

Sem	Sub	Paper No.	Students Appeared	Passed	Failed	Passed in I div	Passed in II div	Passing %
October 2021								
III	COM-301	21	537	532	5	489	30	99.07
III	COM-303	22	539	525	14	489	27	97.40
III	COM-304	23	538	531	7	485	38	98.70
III	COM-305	24	539	498	41	495	3	92.39
III	COM-306	25	539	528	11	423	79	97.96
III	COM-307	26	539	537	2	514	18	99.63
III	COM-SL-131	27	203	196	7	170	19	96.55
III	COM-SL-136	28	209	207	2	171	30	99.04
III	COM-SL-137	29	125	125		122	3	100.00



March 2021								
IV	COM-401	30	524	438	86	265	140	83.59
IV	COM-403	31	527	327	200	173	122	62.05
IV	COM-404	32	525	316	209	163	127	60.19
IV	COM-405&406	33	504	504		408	68	100.00
IV	COM-407	34	527	375	152	179	145	71.16
IV	COM-408	35	525	379	146	137	166	72.19
IV	COM-SL-131	36	201	165	36	91	51	82.09
IV	COM-SL-136	37	205	147	58	21	54	71.71
IV	COM-SL-137	38	119	117	2	98	13	98.32

Paper wise Passing Percentage - Academic Year 2021-2022



RESULT ANALYSIS OF BCOM TY

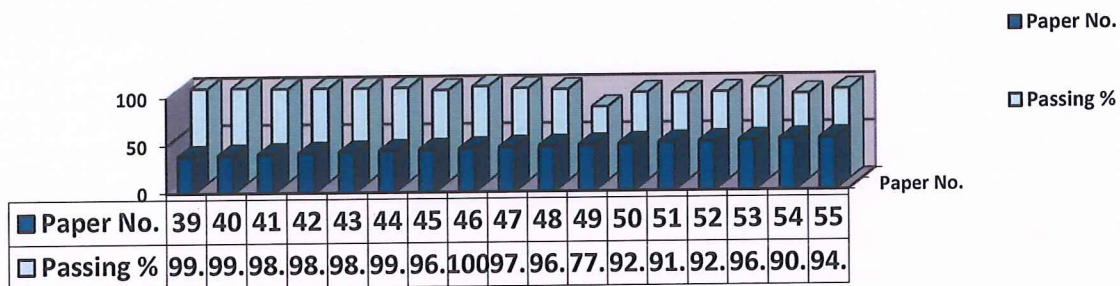
A] Result

Academic Year 2021-2022

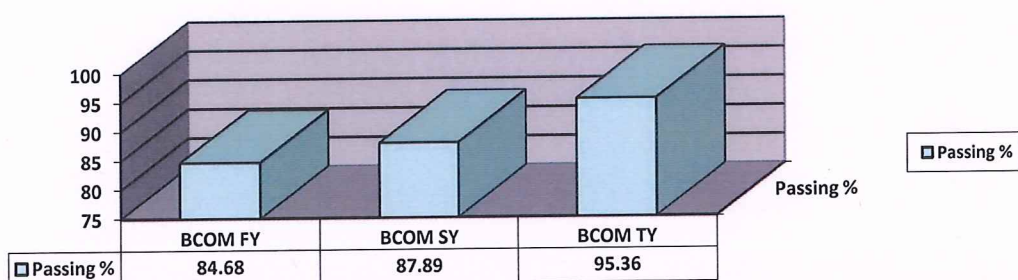
Sem	Sub	Paper No.	Students Appeared	Passed	Failed	Passed in I div	Passed in II div	Passing %
October 2021								
V	COM-501	39	453	450	3	439	8	99.34
V	COM-502	40	452	450	2	444	5	99.56
V	COM-503	41	453	447	6	429	15	98.68
V	COM-504	42	453	448	5	446	1	98.90
V	COM-505	43	453	447	6	446	1	98.68
V	COM-506	44	112	111	1	110	1	99.11
V	COM-507	45	56	54	2	51	2	96.43
V	COM-508	46	108	108		103	3	100.00
V	COM-509	47	177	173	4	121	48	97.74
March 2022								
VI	COM-601	48	448	431	17	348	67	96.21
VI	COM-602	49	447	347	100	155	171	77.63
VI	COM-603	50	448	414	34	230	149	92.41
VI	COM-604	51	448	412	36	261	131	91.96
VI	COM-605	52	446	413	33	411	2	92.60
VI	COM-606	53	276	267	9	197	58	96.74
VI	COM-607	54	72	65	7	32	32	90.28
VI	COM-608	55	99	94	5	69	19	94.95



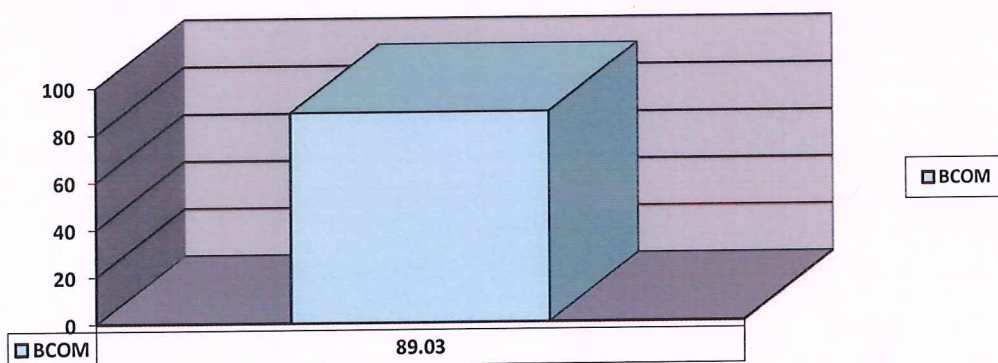
Paper wise Passing Percentage - Academic Year 2021-2022



Class wise Passing Percentage - Academic Year 2021-2022



Passing Percentage of Commerce - Academic Year 2021-2022



11.4 MCom

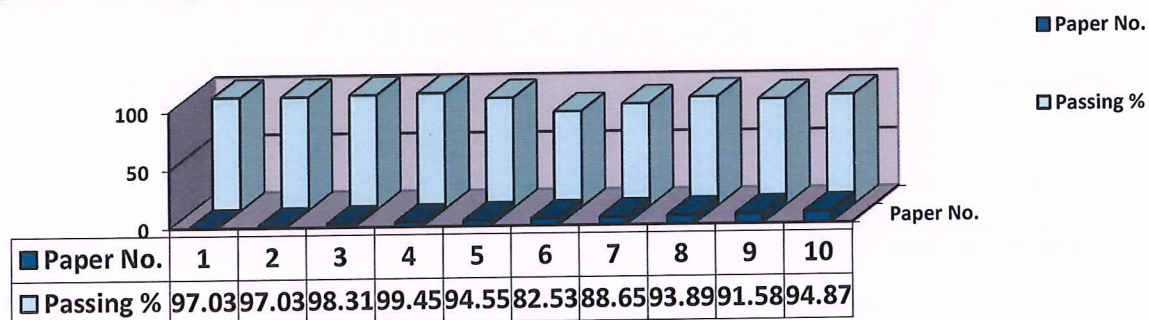
RESULT ANALYSIS OF MCOM FY

A] Result

Academic Year 2021-2022

Sem	Sub	Paper No.	Students Appeared	Passed	Failed	Passed in I div	Passed in II div	Passing %
October 2021								
I	COM401	1	236	229	7	196	23	97.03
I	COM402	2	236	229	7	183	38	97.03
I	COM403	3	236	232	4	217	10	98.31
I	COM421	4	181	180	1	176	3	99.45
I	COM422	5	55	52	3	37	14	94.55
March 2022								
II	COM404	6	229	189	40	35	100	82.53
II	COM405	7	229	203	26	110	75	88.65
II	COM406	8	229	215	14	111	89	93.89
II	COM423	9	190	174	16	53	106	91.58
II	COM424	10	39	37	2	16	14	94.87

Paper wise Passing Percentage - Academic Year 2021-2022




RESULT ANALYSIS OF MCOM SY

A] Result

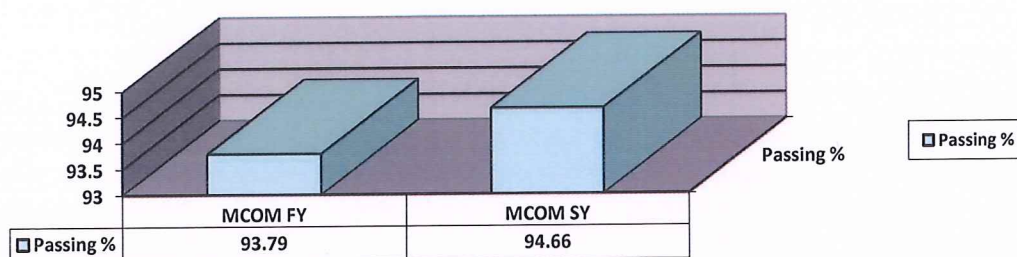
Academic Year 2021-2022

Sem	Sub	Paper No.	Students Appeared	Passed	Failed	Passed in I div	Passed in II div	Passing %
October 2021								
III	COM501	11	201	197	4	94	82	98.01
III	COM502	12	201	193	8	189	2	96.02
III	COM503	13	201	199	2	181	15	99.00
III	COM521	14	102	97	5	47	40	95.10
III	COM522	15	95	88	7	49	27	92.63
III	COMSC-600	16	194	190	4	141	36	97.94
March 2022								
IV	Com-504	17	198	171	27	73	90	86.36
IV	Com-505	18	198	166	32	75	88	83.84
IV	Com-506	19	195	195		195		100.00
IV	Com-523	20	61	59	2	34	18	96.72
IV	Com-524	21	136	130	6	61	60	95.59

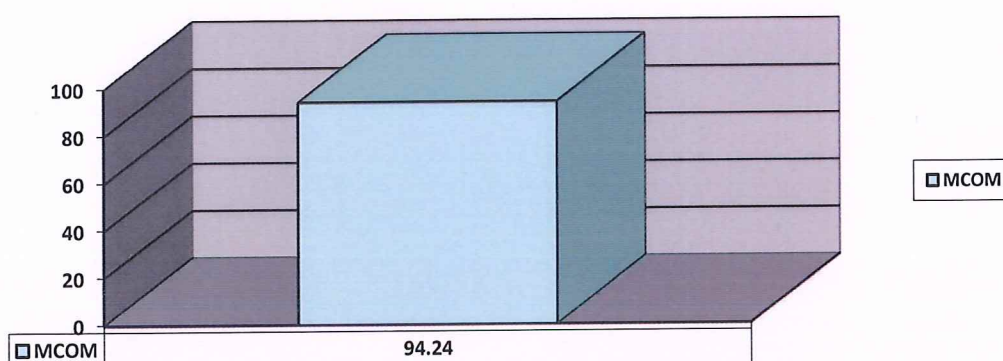
Paper wise Passing Percentage - Academic Year 2021-2022



Class wise Passing Percentage - Academic Year 2021-2022



Passing Percentage of MCom- Academic Year 2021-2022



12. Abbreviations for Subject and its Names- Academic Year 2021-2022

Sr No	Course	Sem	Subject Code	Subject Name
1	BA	I	AEG-SL-131	Additional English (SL) Paper-I
2	BA	I	DRA-1-13	Dramatics-I
3	BA	I	ECO-1-13	Economics Paper-I
4	BA	I	ECO-2-13	Economics Paper-II
5	BA	I	ENG-1-13	English (Op) Paper-I
6	BA	I	ENG-2-13	English (Op) Paper-II
7	BA	I	ENG-CO-131	English-Comp Paper-I
8	BA	I	HIN-1-13	Hindi (Op) Paper-I
9	BA	I	HIN-2-13	Hindi (Op) Paper-II
10	BA	I	HIN-SL-131	Hindi (SL) Paper-I
11	BA	I	HIS-1-13	History Paper-I
12	BA	I	HIS-2-13	History Paper-II
13	BA	I	MAR-1-13	Marathi (Op) Paper-I
14	BA	I	MAR-2-13	Marathi (Op) Paper-II
15	BA	I	MAR-SL-131	Marathi (SL) Paper-I
16	BA	I	MUS-1-13	Music -I



17	BA	I	POL-1-13	Political Science Paper-I
18	BA	I	POL-2-13	Political Science Paper-II
19	BA	I	PUB-1-13	Public Administration-I
20	BA	I	PUB-2-13	Public Administration-II
21	BA	I	SBA-1-13	Sociology Paper-I
22	BA	I	SBA-2-13	Sociology Paper- II
23	BA	II	AEG-SL-132	Additional English (SL) -II
24	BA	II	DRA-3-13	Dramatics -II
25	BA	II	DRA-4-13	Dramatics -(Practical)
26	BA	II	ECO-3-13	Economics Paper-III
27	BA	II	ECO-4-13	Economics Paper-IV
28	BA	II	ENG-3-13	English (Op) -III
29	BA	II	ENG-4-13	English (Op) -IV
30	BA	II	ENG-CO-132	English-Comp -II
31	BA	II	HIN-3-13	Hindi (Op)-III
32	BA	II	HIN-4-13	Hindi (Op) -IV
33	BA	II	HIN-SL-132	Hindi (SL) -II
34	BA	II	HIS-3-13	History Paper-III
35	BA	II	HIS-4-13	History Paper-IV
36	BA	II	MAR-3-13	Marathi (Op) -III
37	BA	II	MAR-4-13	Marathi (Op) -IV
38	BA	II	MAR-SL-132	Marathi (SL) -II
39	BA	II	MUS-3-13	Music -II
40	BA	II	MUS-4-13	Music -(Practical)
41	BA	II	POL-3-13	Political Science -III
42	BA	II	POL-4-13	Political Science-IV
43	BA	II	PUB-3-13	Public Administration-III
44	BA	II	PUB-4-13	Public Administration-IV
45	BA	II	SBA-3-13	Sociology -III
46	BA	II	SBA-4-13	Sociology -IV
47	BA	III	AEG-SL-133	ADD ENG-III
48	BA	III	DRA-5-13	Dramatics-III
49	BA	III	ECO-5-13	Economics-V
50	BA	III	ECO-6-13	Economics-VI
51	BA	III	ENG-5-13	English
52	BA	III	ENG-6-13	English
53	BA	III	ENG-CO-133	English-Comp-III
54	BA	III	HIN-5-13	Hindi
55	BA	III	HIN-6-13	Hindi
56	BA	III	HIN-SL-133	Hindi (SL)-III
57	BA	III	HIS-5-13	History-V
58	BA	III	HIS-6-13	History-VI
59	BA	III	MAR-5-13	Marathi
60	BA	III	MAR-6-13	Marathi



61	BA	III	MAR-SL-133	Marathi (SL)-III
62	BA	III	MUS-5-13	Music-III
63	BA	III	POL-5-13	Political Science-V
64	BA	III	POL-6-13	Political Science-VI
65	BA	III	PUB-5-13	PAD-V
66	BA	III	PUB-6-13	PAD-VI
67	BA	III	SBA-5-13	Sociology-V
68	BA	III	SBA-6-13	Sociology-VI
69	BA	IV	AEG-SL-134	Additional English (SL) -IV
70	BA	IV	DRA-6-13	Dramatics -IV
71	BA	IV	DRA-7-13	Dramatics (Practical)
72	BA	IV	ECO-7-13	Economics -VII
73	BA	IV	ECO-8-13	Economics -VIII
74	BA	IV	ENG-7-13	English (Op) -VII
75	BA	IV	ENG-8-13	English (Op) -VIII
76	BA	IV	ENG-CO-134	English-Comp -IV
77	BA	IV	HIN-7-13	Hindi (Op) -VII
78	BA	IV	HIN-8-13	Hindi (Op) -VIII
79	BA	IV	HIN-SL-134	Hindi (SL) -IV
80	BA	IV	HIS-7-13	History -VII
81	BA	IV	HIS-8-13	History -VIII
82	BA	IV	MAR-7-13	Marathi (Op) -VII
83	BA	IV	MAR-8-13	Marathi (Op) -VIII
84	BA	IV	MAR-SL-134	Marathi (SL) -IV
85	BA	IV	MUS-6-13	Music -IV
86	BA	IV	MUS-7-13	Music (Practical)
87	BA	IV	POL-7-13	Political Science -VII
88	BA	IV	POL-8-13	Political Science -VIII
89	BA	IV	PUB-7-13	Public Administration-VII
90	BA	IV	PUB-8-13	Public Administration-VIII
91	BA	IV	SBA-7-13	Sociology-VII
92	BA	IV	SBA-8-13	Sociology-VIII
93	BA	V	DRA-8-13	Dramatics-V
94	BA	V	DRA-9-13	Dramatics-VI
95	BA	V	ECO-10-13	Economics-X
96	BA	V	ECO-11-13	Economics-XI
97	BA	V	ECO-9-13	Economics-IX
98	BA	V	ENG-10-13	English-X
99	BA	V	ENG-11-13	English-XI
100	BA	V	ENG-9-13	English-IX
101	BA	V	HIN-10-13	Hindi-X
102	BA	V	HIN-11-13	Hindi-XI
103	BA	V	HIN-9-13	Hindi-IX
104	BA	V	HIS-10-13	History-X



105	BA	V	HIS-11-13	History-XI
106	BA	V	HIS-9-13	History-IX
107	BA	V	MAR-10-13	Marai-X
108	BA	V	MAR-11-13	Marai-XI
109	BA	V	MAR-9-13	Marai-IX
110	BA	V	MUS-8-13	Music-V
111	BA	V	MUS-9-13	Music-VI
112	BA	V	POL-10-13	Political Science-X
113	BA	V	POL-11-13	Political Science-XI
114	BA	V	POL-9-13	Political Science-IX
115	BA	V	PUB-10-13	Public Administration-X
116	BA	V	PUB-11-13	Public Administration-XI
117	BA	V	PUB-9-13	Public Administration-IX
118	BA	V	SBA-10-13	Sociology-X
119	BA	V	SBA-11-13	Sociology-XI
120	BA	V	SBA-9-13	Sociology-IX
121	BA	VI	DRA-10-13	Dramatics-VII
122	BA	VI	DRA-11-13	Dramatics-VIII
123	BA	VI	DRA-12-13	Dramatics Practical-I
124	BA	VI	DRA-13-13	Dramatics Practical-II
125	BA	VI	ECO-12-13	Economics-XIII
126	BA	VI	ECO-13-13	Economics-XIV
127	BA	VI	ECO-14-13	Economics-XV
128	BA	VI	ECO-15-13	Economics Project Based on(Paper-XII & Paper-XVI)
129	BA	VI	ENG-12-13	English-XIII
130	BA	VI	ENG-13-13	English-XIV
131	BA	VI	ENG-14-13	English-XV
132	BA	VI	ENG-15-13	English Project Based on(Paper-XII & Paper-XVI)
133	BA	VI	HIN-12-13	Hindi-XIII
134	BA	VI	HIN-13-13	Hindi-XIV
135	BA	VI	HIN-14-13	Hindi-XV
136	BA	VI	HIN-15-13	Hindi Project Based on(Paper-XII & Paper-XVI)
137	BA	VI	HIS-12-13	History-XIII
138	BA	VI	HIS-13-13	History-XIV
139	BA	VI	HIS-14-13	History-XV
140	BA	VI	HIS-15-13	History Project Based on(Paper-XII & Paper-XVI)
141	BA	VI	MAR-12-13	Marathi-XIII
142	BA	VI	MAR-13-13	Marathi-XIV
143	BA	VI	MAR-14-13	Marathi-XV
144	BA	VI	MAR-15-13	Marathi Project Based on(Paper-XII & Paper-XVI)
145	BA	VI	MUS-10-13	Music-VII
146	BA	VI	MUS-11-13	Music-VIII
147	BA	VI	MUS-12-13	Music Practical-I
148	BA	VI	MUS-13-13	Music Practical-II



149	BA	VI	POL-12-13	Political Science-XIII
150	BA	VI	POL-13-13	Political Science-XIV
151	BA	VI	POL-14-13	Political Science-XV
152	BA	VI	POL-15-13	Political Science Project Based
153	BA	VI	PUB-12-13	Public Administration-XIII
154	BA	VI	PUB-13-13	Public Administration-XIV
155	BA	VI	PUB-14-13	Public Administration-XV
156	BA	VI	PUB-15-13	Public Administration Project Based
157	BA	VI	SOC-12-13	Sociology-XIII
158	BA	VI	SOC-13-13	Sociology-XIV
159	BA	VI	SOC-14-13	Sociology-XV
160	BA	VI	SOC-15-13	Sociology Project Based on(Paper-XII & Paper-XVI)
161	BBA	I	BBA-101-I	Business Accountancy-I
162	BBA	I	BBA-102-II	Management Perspective-I
163	BBA	I	BBA-103-II	Business Statistics
164	BBA	I	BBA-104-IV	IT Fundamentals
165	BBA	I	BBA-105-V	Human Communication in Business
166	BBA	I	BBA-201	Business Organisation
167	BBA	II	BBA-106	Business Accountancy-II
168	BBA	II	BBA-107	Management Perspective-II
169	BBA	II	BBA-108	Business Economics
170	BBA	II	BBA-109	Environmental Awareness-I
171	BBA	II	BBA-110	Administrative Practices
172	BBA	II	BBA-203	IT Application in Business-I
173	BBA	III	BBA-301	Cost Accountancy-I
174	BBA	III	BBA-302	Management Perspective-III
175	BBA	III	BBA-303	Environmental Awareness-II
176	BBA	III	BBA-304	Business Law-I
177	BBA	III	BBA-305	Entrepreneurship Development
178	BBA	III	BBA-306	Human Factor Business
179	BBA	IV	BBA-401	Cost Accountancy-II
180	BBA	IV	BBA-402	Management Perspective-IV
181	BBA	IV	BBA-403	Business Law-II
182	BBA	IV	BBA-404	Operational Research
183	BBA	IV	BBA-405/6	I.T. Application in Business-II & Lab-I.T. Application in Business-II
184	BBA	IV	BBA-407	Organizational Effectiveness &
185	BBA	IV	BBA-408	Retail Management
186	BBA	V	BBA-501	Management Accounting
187	BBA	V	BBA-502	Management Perspective
188	BBA	V	BBA-503	Capital Markets-I
189	BBA	V	BBA-504	Institutional Assistance to
190	BBA	V	BBA-505	Taxation Laws-I
191	BBA	V	BBA-506	E-Business & Internet




192	BBA	VI	BBA-601	Auditing
193	BBA	VI	BBA-602	Management Perspective - VI
194	BBA	VI	BBA-603	Capital Market - II
195	BBA	VI	BBA-604	Project Field Survey
196	BBA	VI	BBA-605	Taxation Law - II
197	BBA	VI	BBA-606	Management Support System
198	BCA	I	BCA-101-I	Accountancy-I
199	BCA	I	BCA-102-II	Industrial Economics
200	BCA	I	BCA-103-II	Business Statistics
201	BCA	I	BCA-104-IV	Operating System-I
202	BCA	I	BCA-105-V	Communication Skills
203	BCA	I	BCA-106-VI	Office Automation Tools
204	BCA	II	BCA-201-VI	Accountancy-II
205	BCA	II	BCA-202-VI	Industrial Organisation
206	BCA	II	BCA-203-IX	Mathematics
207	BCA	II	BCA-204-X	Programming in C
208	BCA	II	BCA-205-XI	Principles of Management
209	BCA	II	BCA-206-XI	Operating System-II (UNIX)
210	BCA	III	BCA-301	Principles of Management
211	BCA	III	BCA-302	OOP's Using C++
212	BCA	III	BCA-303	Business Law-I
213	BCA	III	BCA-304	DBMS
214	BCA	III	BCA-305	E-Business Essential
215	BCA	III	BCA-306	RDBMS using ORACLE
216	BCA	IV	BCA 402/4	Java Programming
217	BCA	IV	BCA-401	Cost Accountancy
218	BCA	IV	BCA-403	MIS & DSS
219	BCA	IV	BCA-405	Business Law-II
220	BCA	IV	BCA-406	Entrepreneurship Development
221	BCA	IV	BCA-407	PC Maintenance
222	BCA	IV	BCA-408	Advanced Networking
223	BCA	V	BCA-501	Management Accounting
224	BCA	V	BCA-502	SQL 2017
225	BCA	V	BCA-503	VB
226	BCA	V	BCA-504	Organizational Behavior
227	BCA	V	BCA-505	Software Engineering
228	BCA	V	BCA-506	Banking & Insurance
229	BCA	V	BCA-507	Retail Management
230	BCA	VI	BCA601	Elements of Commercial Portals (HTML 5)
231	BCA	VI	BCA602	Android 9
232	BCA	VI	BCA603	Business Law - III
233	BCA	VI	BCA604	Project Field Survey
234	BCA	VI	BCA605	Software Testing
235	BCA	VI	BCA606	Services Marketing



236	BCA	VI	BCA607	Export Management
237	BCOM	I	ART-131	English
238	BCOM	I	ART-132	Paper-VI Marathi-SL
239	BCOM	I	ART-137	Paper-VI Hindi -SL
240	BCOM	I	ART-138	Paper-VI Additional English-SL
241	BCOM	I	COM-132(R)	Paper-IV Computer Application in
242	BCOM	I	COM-133	Paper-III Business & Industrial
243	BCOM	I	COM-134	Paper-II Business mathematics &
244	BCOM	I	COM-135	Paper-I Financial Accounting-I
245	BCOM	I	COM-201	Entrepreneurship Development-I
246	BCOM	I	COM-202	Office Management
247	BCOM	II	COM-203	Entrepreneurship Development-II
248	BCOM	II	COM-204	Office Management-II
249	BCOM	II	COM-231	English
250	BCOM	II	COM-232	Financial Accounting II
251	BCOM	II	COM-233	Business Mathematics & Statistics
252	BCOM	II	COM-234	Business Organization and Management
253	BCOM	II	COM-235(R)	Business Communication & IT Application ®
254	BCOM	II	COM-SL-131	Marathi-SL
255	BCOM	II	COM-SL-136	Hindi -SL
256	BCOM	II	COM-SL-137	Additional English-SL
257	BCOM	III	COM-301	English
258	BCOM	III	COM-303	Corporate Account-I
259	BCOM	III	COM-304	Cost Account-I
260	BCOM	III	COM-305	I.T. Application in Business-I
261	BCOM	III	COM-306	GST Account-I
262	BCOM	III	COM-307	Banking
263	BCOM	III	COM-SL-131	Marathi-SL
264	BCOM	III	COM-SL-136	Hindi -SL
265	BCOM	III	COM-SL-137	Additional English-SL
266	BCOM	IV	COM-401	English
267	BCOM	IV	COM-403	Corporate Account-II
268	BCOM	IV	COM-404	Cost Accounting-II
269	BCOM	IV	COM-405&406	I.T. Application in Business-II & Lab-I.T.Application in Business-II
270	BCOM	IV	COM-407	Goods and Services Tax-II
271	BCOM	IV	COM-408	Insurance
272	BCOM	IV	COM-SL-131	Marathi-SL
273	BCOM	IV	COM-SL-136	Hindi -SL
274	BCOM	IV	COM-SL-137	Additional English-SL
275	BCOM	V	COM-501	Advanced Financial Accounting-I
276	BCOM	V	COM-502	Management Accounting-I
277	BCOM	V	COM-503	Auditing
278	BCOM	V	COM-504	Business Regulatory Framework



279	BCOM	V	COM-505	Computerized Accounting
280	BCOM	V	COM-506	Supply Chain Management & Logistics
281	BCOM	V	COM-507	Rural Development & Agricultural
282	BCOM	V	COM-508	Travel & Tourism
283	BCOM	V	COM-509	MSME Management
284	BCOM	VI	COM-601	Advanced Financial Accounting - II
285	BCOM	VI	COM-602	Management Accounting - II
286	BCOM	VI	COM-603	Direct Tax
287	BCOM	VI	COM-604	Business Regulatory Framework - II
288	BCOM	VI	COM-605	Computerized Accounting - II
289	BCOM	VI	COM-606	Capital Market
290	BCOM	VI	COM-607	Project Management Finance
291	BCOM	VI	COM-608	Advertising Salesmanship
292	MCOM	I	COM401	Modern Management Practices
293	MCOM	I	COM402	Managerial Economics
294	MCOM	I	COM403	Corporate Financial Accounting
295	MCOM	I	COM421	Business Environment
296	MCOM	I	COM422	Statistical Analysis
297	MCOM	II	COM404	Organizational Behavior and Work Culture
298	MCOM	II	COM405	Advanced Cost Accounting
299	MCOM	II	COM406	Tax Planning & GST Management
300	MCOM	II	COM423	Marketing Management
301	MCOM	II	COM424	D-Commerce
302	MCOM	III	COM501	Research Methodology
303	MCOM	III	COM502	Human Resource Planning and
304	MCOM	III	COM503	Business Legislation
305	MCOM	III	COM521	International Marketing
306	MCOM	III	COM522	Accounting for Managerial Decisions
307	MCOM	III	COMSC-600	Entrepreneurship Development
308	MCOM	IV	Com-504	Quantitative Techniques
309	MCOM	IV	Com-505	Security Analysis
310	MCOM	IV	Com-506	Research Project
311	MCOM	IV	Com-523	Advertising
312	MCOM	IV	Com-524	International Business


 I/C Principal
 SBES College of Arts & Commerce
 Aurangabad.

