



SBES College of Arts and Commerce


Makarand Arvind Paithankar

In charge Principal and Professor

www.sbaccollege.in

Fixed Deposit and Recurring Deposit Facility




I/C Principal
SBES College of Arts & Commerce
Aurangabad.

Sr. No.	Particulars	Remark
---------	-------------	--------



Saraswati Bhuvan Mahavidyalayeen (SBM) Employees Co-operative Credit Society

AURANGABAD


S.B.M. Employees Co-operative Credit Society was established on 01-07-1975. Its registration Number is AGD/BNK 132/75.

The members of the society are the employees of two colleges, i.e. SBES College of Arts and Commerce, Aurangabad and SBES College of Science, Aurangabad.

Society accepts **Fixed deposit** as well as **recurring deposits** from its members and gave attractive rate of interest. Society also accepts the deposit in the name of spouse and children of the member.

Fixed Deposits received from 2017-2022 is Rs. 37342040/- (INR 373.42 Lakh)




I/C Principal
SBES College of Arts & Commerce
Aurangabad.



Statement showing the details of Fix Deposit and Recurring Deposits received.

For the year 2017-18

Month	Type	Member	Amount	Type	Member	RD Amount
April	FDR	3	897,741	RD	2	2,500
May	FDR		-	RD		-
June	FDR	4	1,707,888	RD	1	1,000
July	FDR	2	581,740	RD	1	1,000
Aug	FDR	1	79,848	RD	3	6,400
Sept	FDR	1	100,000	RD	1	1,000
Oct	FDR	4	414,438	RD	1	2,000
Nov	FDR	2	669,849	RD	1	1,000
Dec	FDR	3	2,240,403	RD	1	1,000
Jan	FDR	1	100,000	RD	3	11,400
Feb	FDR	1	159,634	RD	1	1,000
Mar	FDR		-	RD	-	-
			6,951,541			28,300



I/C Principal
SBES College of Arts & Commerce
Aurangabad.



Statement showing the details of Fix Deposit and Recurring Deposits received

For the year 2018-19

Month	Type	Member	Amount	Type	Member	RD Amount
April	FDR	3	1,455,027	RD	2	2,500
May	FDR		-	RD	-	-
June	FDR	3	1,853,059	RD	1	1,000
July	FDR	1	108,000	RD	1	1,000
Aug	FDR	1	86,236	RD	2	6,000
Sept	FDR	1	108,000	RD	1	1,000
Oct	FDR	4	447,593	RD	1	2,000
Nov	FDR	2	723,436	RD	1	1,000
Dec	FDR	3	1,051,512	RD	1	1,000
Jan	FDR	1	107,000	RD	2	11,000
Feb	FDR	1	170,808	RD	1	1,000
Mar	FDR			RD	-	-
			6,110,671			27,500



I/C Principal
SBES College of Arts & Commerce
Aurangabad.




Statement showing the details of Fix Deposit and Recurring Deposits received

For the year 2019-20

Month	Type	Member	Amount	Type	Member	RD Amount
April	FDR	3	1,556,879	RD	2	2,500
May	FDR			RD	2	2,500
June	FDR	3	1,982,773	RD	1	1,000
July	FDR	3	610,000	RD	1	1,000
Aug	FDR	1	92,273	RD	3	7,200
Sept	FDR	2	125,560	RD	1	1,000
Oct	FDR	4	678,593	RD	1	2,000
Nov	FDR	4	884,077	RD	1	1,000
Dec	FDR	3	1,082,795	RD	2	3,000
Jan	FDR	2	144,490	RD	1	1,000
Feb	FDR	2	382,765	RD	1	1,000
Mar	FDR	1	10,000	RD	1	5,000
			7,550,205			28,200




I/C Principal
SBES College of Arts & Commerce
Aurangabad.




Statement showing the details of Fix Deposit and Recurring Deposits received

For the year 2020-21

Month	Type	Member	Amount	Type	Member	RD Amount
April	FDR	2	390,901	RD	2	3,500
May	FDR			RD	2	2,500
June	FDR	3	1,500,459	RD	2	3,000
July	FDR	2	642,000	RD	2	3,000
Aug	FDR	2	598,732	RD	3	7,200
Sept	FDR	2	623,649	RD	2	6,000
Oct	FDR	4	1,195,182	RD	1	2,000
Nov	FDR	4	1,335,260	RD	1	1,000
Dec	FDR	1	134,160	RD	2	3,000
Jan	FDR	1	122,504	RD	1	1,000
Feb	FDR	3	474,559	RD	1	1,000
Mar	FDR	3	1,462,217	RD	1	5,000
			8,479,623			38,200





I/C Principal
SBES College of Arts & Commerce
Aurangabad.



Statement showing the details of Fix Deposit and Recurring Deposits received
For the year 2021-22

Month	Type	Member	Amount	Type	Member	RD Amount
April	FDR	1	357,012	RD	1	2,000
May	FDR		-	RD	2	2,500
June	FDR	4	1,532,668	RD	2	3,000
July	FDR	2	686,940	RD	3	4,000
Aug	FDR	3	700,643	RD	3	7,200
Sept	FDR	2	667,304	RD	2	2,000
Oct	FDR	4	1,384,308	RD	1	7,000
Nov	FDR	6	1,703,731	RD	1	1,000
Dec	FDR	1	143,551	RD	2	3,300
Jan	FDR	2	631,079	RD	1	1,000
Feb	FDR	1	228,980	RD	1	1,000
Mar	FDR	1	214,000	RD		-
			8,250,216			34,000




I/C Principal
SBES College of Arts & Commerce
Aurangabad.